


Paws for Safety

Dog Bite Prevention Colouring Book



**Starring
Boomer**

**The Bernese
Mountain Dog**

This educational guide is produced
by The City of Calgary
Community Standards


Contact us

- For more information about the safety tips in this book.
- To book our PAWS for Safety Dog Bite Prevention Program for your classroom or school.
- To order more copies or a class set of this Dog Bite Prevention Guide.

Public Education: 403-268-1814
calgary.ca/animalservices


1

Learning how to act around dogs helps us stay safe.




**Always be kind and gentle.
Never hurt or tease a dog.**

2




**Don't bother a dog that is sleeping
or eating.**

3




Dogs love to be petted. Don't squeeze or hug a dog because that might hurt.

4




Never bother a mother who is protecting her puppies.

5



Never try to take a toy or bone out of a dog's mouth.

6



**Don't run or yell around dogs.
Be calm.**

Never go up to a dog that is out without its owner.


7



The dog could be afraid and bite you.

8


**If a dog you don't know comes up to
you...**



stand still like a tree.

**If the dog doesn't leave or he barks, growls
or tries to jump on you...**


9




lie still like a log.

**When you meet a dog with its owner,
make sure the owner is holding the dog's leash.**


10



First, ask permission to pet the dog.



Second, let the dog sniff your hand.



Third, pet the dog under the chin.

Calgary Community Standards

Congratulates

for learning to be safe around dogs.



2016-2191