


Froggy Friends' K/1 Multiage News



The Week of April 15

Email: mgoldstein3961@me.com

Website: www.froggyfriends.com

Froggy Friends' Information

I will be attending a workshop on Wednesday, so I will not be in school. Please remind your child about being a first-time listener and making good choices.



Please ensure that if your child is wearing sneakers with laces, they know how to tie them.




"If a child memorizes ten words, the child can read only ten words, but if a child learns the sounds of ten letters, the child will be able to read 350 three-sound words, 4,320 four-sounds words and 21,650 five-sound words" Dr. Martin Kozloff

Dates to Remember

- 4/18 HHE STEAM Night
- 4/25 Take Your Child to Work Day
- 4/29-5/5 FAST Test (everyone)
- 5/3 Multiage Late Night
- 6/3 Multiage Water Day (8-10am)
- 6/6 Multiage Water Park Day

Froggylicious Questions



- 🐸 Have you sat on Bubby? What do you love about him?
- 🐸 What do you love about Franky?
- 🐸 What does earth have that no other planet has? (liquid water)
- 🐸 When Neil Armstrong walked on the moon, what did it look like?
- 🐸 What is a caption and what does it do?
- 🐸 Tell me something special about your learning partner?
- 🐸 When does a heart word become a sight word?



Writing Workshop

We have completed our meerkat research and will begin to create our books. Each child will have their own. Although, we will work on this together, the children will be writing on their own. We will also be adding many of the text features that we have learned about.

We are also beginning to learn about outer space. Last week, we learned about the first moon mission. We watched the actual video and discussed what Neil Armstrong meant when he said, "One small step for man, one giant leap for mankind".



Math Workshop

OLDERS: Defining and non-defining attributes of 3-D figures: number of faces, number of vertices, number of edges, number of flat surfaces, and type of shape for faces and flat surfaces. You can practice at home by having your child look in the cabinet for these shapes.

YOUNGERS: Our new unit introduces measurement by teaching that objects can be directly compared by length, height, volume, or weight. We will develop an understanding of tools that can be used to measure those attributes.

Youngers: Practice doubles facts so you are ready for first-grade.

Reading Workshop

In unit 8, we will be discussing, reading and writing about observing and exploring the sky.

- Explain similarities and differences between information in visuals and text. (This is sometimes difficult as the children want to say what they know instead of what is in the picture.)
- Identify the topic and relevant details.
- Identify and discuss text features.
- Use context clues to determine the meaning of unknown words.

PHONICS:

OLDERS: Learned about -tch & ch & -dge. We know that we use -tch & -edge at the end of a word immediately after a short vowel. (exceptions: such, much)

YOUNGERS: Worked on initial z and short a. Give your child CVC words to write.

Follow the link and review our heart words with your child.

OLDER'S LINK

YOUNGER'S LINK