


Froggy Friends' K/1 Multiage News



The Week of April 8

Email: mgoldstein3961@me.com

Website: www.froggyfriends.com

Froggy Friends' Information

Please turn in LATE NIGHT forms by Tuesday. This is such a wonderful, memorable night for all the children. Please keep the front sheet for important information. As a reminder, please do not post any information regarding the event on social media.



We gained new knowledge this week through Gumbo Limbo and High Touch. There weren't any hatchlings as they had been released. However, if you visit the center this summer, they will have some. The FAU lab where they keep them is very cool and interesting.



Olders and Youngers are learning CHALLENGE words. We are working on moving these words from heart words to sight words.

OLDERS: because, favorite, together, information

YOUNGERS: said (Olders taught Youngers this word & it was so cute to see how proud they were of them.)

Dates to Remember

4/18 HHE STEAM Night


4/25 Take Your Child to Work Day

4/29-5/5 FAST Test (everyone)

5/3 Multiage Late Night

6/3 Multiage Dad's Water Day (8-10am)

6/6 Multiage Water Park Day





Froggylicious Questions

- 🐸 Who is Bubby? Tell me all about him and the rules.
- 🐸 What type of fish did you see at Gumbo Limbo?
- 🐸 How many pieces did they have for the Statue of Liberty? (350)
- 🐸 What is the difference between a monument and a statue?
- 🐸 What did you learn about at High Touch?
- 🐸 Who did we Facetime today?
- 🐸 What class stayed with us the other day? Why did they come?

Writing Workshop

We began our informational writing by learning about Meerkats. I purchased a Meerkat book for everyone so we could read and learn together. We first wrote what we already know and what we wonder about Meerkats. Then we read the book as a class. We learned so much new information and can't wait to add it to our chart. Next week, we will research online to get more facts. Finally, we will write all the information in our own book. This will take some time, but the finished product will be amazing. Once they are completed, your child will bring it home to share with you.



Math Workshop

OLDERS: Are learning about 2-dimensional shapes. We are learning the attributes of different shapes. As we decompose shapes we think about what shapes we can use to recreate them. As we are in this topic, we continue to work on our problem-solving skills through story problems. This is a big emphasis in 2nd grade, and it is crucial that we all know how to approach different types of problems.

YOUNGERS: Are having fun learning about 3-dimensional shapes. We have learned the names, number of sides & vertices, shape of the faces (flat part) and if they stack, roll or slide. You can reinforce this at home, by having your child look in your food cabinet and telling you the name of the shapes.

Reading Workshop

We read "Statues & Monuments" and extended our knowledge by researching about The Statue of Liberty.

- Who built it? Why did they give it to us?
- What does it represent?
- It is made of copper, but it now looks greenish. Why is this?
- Can you go inside it? How do you get to the top?
- What transportation would you use to get to The Statue of Liberty?

PHONICS:

OLDERS: Learned about open & closed syllables. We also listened for the SHWA sounds in words. Ask your child what this means?

YOUNGERS: Worked on initial qu and v. We always remember that q will never be itself and always needs u.

Follow the link and review our heart words with your child.

OLDER'S LINK

YOUNGER'S LINK