


Froggy Friends' K/1 Multiage News



The Week of February 5

Email: mgoldstein3961@me.com

Website: www.froggyfriends.com

Froggy Friends' Information

Have you sent your child their Valentine's Card? (SHH) Please make sure it is in the mail ASAP to ensure it reaches us on time. Please don't send in class Valentine's cards until the week of 2/12



On February 14, "A Day of Service and Love", HHE will be supporting the "Live Like Tom" foundation. Please [CLICK HERE](#) to see how your family can support the cause.



I have attached parent instructions for the UFLI lessons. (Please print this out.) Every two days, you will receive a 1/2 sheet reviewing our UFLI phonics lesson. It is a wonderful opportunity for you to support your child at home. Phonics is an extremely important skill in K/1 and by reinforcing at home, it will only strengthen your child's skills. [CLICK HERE](#)



We are in need of plain drawing paper. If anyone has extra white copy paper, my little artists would be so appreciative.



UFLI decodables came home this weekend. Please find some time to listen to your child read a few of them. They are great practice for our phonics skills, as well as fluency and expression.


Dates to Remember

2/14 Valentine's Day & Early Release Day

2/16 Ms. Goldstein will be absent (going on a cruise with my daughter)

2/19 No School

2/21 Handwriting Club will begin ([CLICK HERE FOR MORE INFORMATION](#))






Froggylicious Questions

- Tell me about the robot you and your team built?
- Who is Punxsutawney Phil? Tell me where he lives and what he has to do? What else do you know about a groundhog?
- What is a rainforest?
- What does it mean to infer?
- What do you like to do at recess?
- What do you like to do in the morning when you get to school?

Writing

These kids love writing! They are so excited when it is writing workshop time. Last week, we wrote a how-to together, "How-to Brush Your Teeth". First, we planned it out across our fingers, then we sketched each page and finally wrote our words. Finally, we illustrated and are ready to share them with you. They will be coming home next week, and I know your child will be excited to share it with you. We will continue our writing by writing our own How-to's. Help your child come up with a few ideas they can write about.



Math Workshop

OLDERS: We completed Topic 9. Your child will be coming home (your child may have brought it home on Friday) with their score and the practice assessment. I have circled the problems they missed. The test (online) was in the exact format as the practice but with different numbers. I highly encourage you to practice the ones your child missed. Don't forget to change the numbers and practice multiple times. Continue to practice recognition of $>$, $<$, $=$

YOUNGERS: Are continuing with composing and decomposing number 11-19. When they compose, they are putting together 10 ones and some more ones. Decomposing is when they break apart a number into 10 ones and remaining ones. When looking at a two-digit number, we know 13 is not a 1 & a 3, it is a 10 & a 3. This is an understanding that your child will use in all grade levels. We even added "commutative property of addition". Ask your child what it is.

Reading Workshop

We read a realistic fiction book, "Technology Breakdown". A few vocabulary words we discussed are screens, clatter, calm, blurry, boost and setting.

We worked on the following skills:

- Determining important and non important information.
- Identifying story elements
- Using illustrations to help understand the text.

PHONICS:

OLDERS: long vowel o & e with e at end.
(bone, these)

YOUNGERS: s sounds /z/ at end of word.
(beds, dogs) and /k/ (kid, ask, skid)

Follow the link and review our heart words with your child.

OLDER'S LINK: up to the word "too"


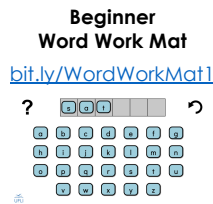
YOUNGER'S LINK: up to the word "with"



Weekly Reading and Spelling Home Practice Guide

This school year, your child's teacher will be using the UFLI Foundations program for reading and spelling instruction. Your child will be learning **new concepts** (sounds and letter patterns) to build their skills in **reading and spelling words**. The UFLI Foundations program includes Home Practice sheets to help families support their child's learning at home. This is a guide for how to use these UFLI Foundations Home Practice sheets.

| | |
|-------------------------------------------------------------------------------------------------------------------------------------------------------------------------------------------------------------------------------------------------------------------------------------------------------------|--------------------------------------------------------------------------------------------------------------------------------------------------------------------------------------------------------------------------------------------------------------------------------------------------------------------------------------------------------------------------------------------------------------------------------------------------------------------------------------------------------------------------------------------------------------------------|
| New Concept and Sample Words | <p>The Home Practice sheet will have the new concept listed at the top with a list of sample words for each concept. Instead of having your child memorize these words, use them to help your child practice applying what they have learned about letters and sounds. To read words, your child should say the sound for each letter or letter combination (d-i-sh) and then blend the sounds to read the word (dish). To spell words, your child should break the word into sounds and write the letter or letter combination for each sound.</p> |
| <p style="text-align: center;">sh</p> <p style="text-align: center;">shop shin dish lash crush</p> | |
| Word Work Chains | <p>When children practice building and changing words using word work chains, they are strengthening their reading and spelling skills.</p> <p>You can guide your child's practice by asking them to spell or read a new word. The Sample Word Work Chain Script shows how to alternate reading and spelling practice.</p> <p><i>Resources for Word Work:</i></p> |
| <p>1. shin → ship → shop → shot 2. rash → dash → dish → wish</p> | |
| Sample Word Work Chain Script | <p>Resources for Word Work:</p> |
| <p style="text-align: center;">shin → ship → shop → shot</p> <p>1. Make the word shin. [spelling] 2. Change the n to p. What word is this? [reading] 3. Change ship to shop. [spelling] 4. Change the p to t. What word is this? [reading]</p> | |
| New Irregular Words | <p>Your child will also learn to read and spell irregular words. These words have a tricky part, and that part needs to be learned "by heart." The rest of the word can be sounded out. An asterisk* next to a word indicates that the word is temporarily irregular. This just means your child hasn't yet learned all the letter-sound connections in the word.</p> |
| <p style="text-align: center;">said, we*</p> <p style="text-align: center;">♥ ♥</p> | |
| Sentences | <p>It is important for children to have opportunities to practice applying new letter-sound connections in connected text (sentences and books). Have your child practice both reading and spelling the sentences provided.</p> |
| <p>1. We go to the shop. 2. She said to pick up the trash.</p> | |





Heron Heights Elementary A Day of Service and Love February 14, 2024



The Live Like Tom Foundation was founded by a teacher in Broward County after her son lost his battle with cancer (Read [Tom's full story.](#)) The mission of the Live Like Tom Foundation, is to provide support to families and caregivers of children fighting cancer.



Starting the week of February 5th, students are encouraged to bring in new and unused items from the list below. On February 14th, all students will assist in creating care packages for families of children battling cancer. Since the Monarch Butterfly is the symbol for the organization all students will create and decorate a butterfly to go with the care packages.

| | |
|------------------|---------------------|
| Toothpaste | Mini Shampoo |
| Mini Conditioner | Lotion |
| Toothbrush | Word Search Puzzles |
| Chapstick | Fuzzy Socks |
| Bodywash | Blankets |
| Gum/Lifesavers | Slippers |

Julia Snip

Our desire is to ensure that all students and staff members understand that we are all part of one community; together we form One Team, focused on One Goal! Thank you for your support!

HANDWRITING CLUB

I am excited to once again offer manuscript handwriting enrichment lessons, or **Handwriting Club**, on Wednesday mornings during my planning time (7:40-8:00) again this year. These classes are optional, but all Froggy Friends are strongly encouraged to attend, as many children have developed incorrect pencil grip and letter formation habits. These morning lessons give us a chance to exclusively focus on how to properly hold our pencil, slant our paper, and use handwriting lines to assist us when correctly making our letters. Youngers will get the chance to see and practice correct letter construction while Olders will hone their skills and work to perfect and quicken their handwriting before transitioning to 2/3 paper. I have all the materials they need here in class (handwriting paper, clipboards, pencil grips, pencils). We will cover handwriting specific vocabulary (headline, midline, base line, downward stroke, etc.), scrutinize our pencil grip, learn the basics, focus on two letters (upper and lowercase) each day, and have time for individual practice. Like in years past, we will follow the "Up, Down, and Around" handwriting program. We will start our lessons promptly at 7:40 am. Please plan to drop off your child at 7:30 to ensure he/she has time to get to the classroom and gather his/her needed materials before the 7:40 start time.

Our first lesson will be Wednesday, February 21.

Please let me know if you have any questions.

Ms. Goldstein