


Froggy Friends' K/1 Multiage News



The Week of March 18

Email: mgoldstein3961@me.com

Website: www.froggyfriends.com

Froggy Friends' Information

Please send in a self-addressed envelope with a stamp by Wednesday. We are working on letter writing and will be sending one home.



Our Gumbo Limbo trip is on April 1. Your child will need to wear their Multiage shirt, shorts and sneakers. We will be outside for most of the day. Your child is more than welcome to bring a water. I highly recommend to have the water around their neck with a lanyard. Your child will also need to bring a disposable lunch. Nothing will be brought back to school.











Our next family event is April 6. We will be going ice skating from 1-3pm at the Panther Ice Den. You will pay at the door and mention HHE Multiage. The kids always enjoy this event, even if they can't skate. Ice skating always brings back wonderful childhood memories for me.

Dates to Remember

- 3/21 Early Release Day
- 3/22 Spring Break Begins
- 4/1 Gumbo Limbo Fieldtrip
- 4/5 High Touch Science Program
- 4/6 Multiage Family Ice Skating
- 4/25 Take Your Child to Work Day
- 4/29-5/5 FAST Test (everyone)
- 5/3 Multiage Late Night
- 6/3 Multiage Dad's Water Day (8-10am)
- 6/6 Multiage Water Park Day

Froggylicious Questions



-  Who is Jane Goodall and what did you learn about her?
-  What animals have lived in the White House?
-  How many rooms does the White House have?
-  What animal did Marissa save?
-  What is a timeline?
-  What is the difference between past, present and future?
-  Who was Ms. Goldstein's substitute when she had a meeting?



Science and Writing

We had so much fun creating our edible landforms, labeling them and eating them. I posted photos on Bloomz.

In writing we are learning about letter writing. We have learned that letters have 5 parts; the date, the greeting, the body, the closing and the signature. Your kids are having a lot of fun writing their letters.



Math Workshop

OLDERS: Please practice recognizing and counting coins. For enrichment, they are learning how to make change. Give them problems: I have 65cents and I bought something for 79 cents. How much change will I get? You can also use dollars. Youngers can begin to learn to recognize coins and their value, as well. Get out those coins!

We started learning about clocks. Olders and Youngers worked together on understanding the parts of a clock and how to tell time to the hour. If you (Olders & Youngers) don't have a clock at home, I highly encourage you to purchase one. These are the ones we use at school: [CLICK HERE](#)
Olders love to explain concepts to their Youngers, and I love watching this.

Reading Workshop

We read "The Story of the White House" and worked on the following skills:

- Identifying the topic and relevant details to find the main topic and supporting details.
- Locating and using text features to give us more information and support our learning.

We were all so interested in the White House, so we learned more information from researching online and checking out library books.

PHONICS:

OLDERS: We learned that we can add -ing to a base word and then use a helping verb to make the sentence complete.

YOUNGERS: Initial /j/ in short vowel words at the beginning of a word. Many children are confusing /j/ with /g/, so a little practice at home will be helpful.

Follow the link and review our heart words with your child.

[OLDER'S LINK](#)

[YOUNGER'S LINK](#)