


Froggy Friends' K/1 Multiage News



The Week of March 11

Email: mgoldstein3961@me.com

Website: www.froggyfriends.com

Froggy Friends' Information

The zoo event is next Sunday, March 17 at 10am. We have 17 families attending. Monday is the last day to pre-pay for the group rate. You are more than welcome to come later and pay the regular admission.



The HHE auction is live until Monday at 9:30pm. Don't miss out on your favorite items. Your child has the opportunity to win a bunny playdate, taco lunch or breakfast/walk to school with me. I can't wait to see who wins. Get your maximum bids in now, as it goes very fast in the last five minutes.




Starting Tuesday, the Olders will be taking a practice FAST STAR Reading assessment. This will help them become more familiar with the testing platform. I am also practicing daily with the Olders on how to read and answer test questions. Youngers don't need this, as the test is read to them and is much easier.

Dates to Remember

- 3/8-11 Online Auction
- 3/12-15 STAR Reading Practice test (Olders Only)
- 3/17 Multiage Family Day at Palm Beach Zoo
- 3/21 Early Release Day
- 3/22 Spring Break Begins
- 4/6 Multiage Family Ice Skating
- 4/25 Take Your Child to Work Day
- 4/29-5/5 FAST Test (everyone)
- 5/5 Multiage Late Night
- 6/3 Multiage Dad's Water Day (8-10am)
- 6/6 Multiage Water Park Day

Froggylicious Questions




- 🐸 What was your favorite part about 120 Day?
- 🐸 What was funny about the book, "Those Are Not My Underpants"?
- 🐸 What did schools look like in the past?
- 🐸 In the past, why didn't a lot of children go to school?
- 🐸 What do you love about Franky?
- 🐸 What is something you are working on as a learner?



Landforms

We have been learning about landforms. Your child should be able to tell you many different types of landforms. We discussed that landforms are natural features on the earth's surface. We increased our knowledge through books and multimedia. I loved on 120 day when I was showing them the pirate map and someone said, "There is an island on the map, and we are learning about landforms."

This week, we will be doing a fun "edible" landform project.



Math Workshop

OLDERS: Students are learning to identify the name and value of each coin. They also need to compute the value of combinations of coins. Please work with your child at home by giving them coins and asking them for the name/value. Once they have mastered that, give them a bunch of coins and have them find the value. We always line them up from greatest to smallest amount.

YOUNGERS: Students are being introduced to geometry with 2-dimensional shapes. They are analyzing and comparing the attributes of the shapes. We discuss sides and vertices of each shape. We also learned that a square is a special type of rectangle. We learned that a diamond is called a rhombus, as diamonds belong on rings.

Reading Workshop

This week, We began Unit 7, "Why is the past important?"

We read "School Days" and worked on the following skills:

- Identifying the topic and relevant details to build knowledge.
- Text features to demonstrate understanding of an informational text.
- Use topic and important details to retell an informational text.

PHONICS:

OLDERS: Verbs that end in -ed. The suffix -ed makes three sound, /t/, /d/, and /id/. When writing these words, it is important to write the base word and then add the -ed.

YOUNGERS: Initial /j/ in short vowel words at the beginning of a word.

Follow the link and review our heart words with your child.

OLDER'S LINK

YOUNGER'S LINK