

Write your name here

Surname	Other names
---------	-------------

Pearson Edexcel
Level 1/Level 2 GCSE (9-1)

Centre Number

--	--	--	--	--

Candidate Number

--	--	--	--

Mathematics

Paper 2 (Calculator)

Higher Tier

Thursday 7 June 2018 – Morning
Time: 1 hour 30 minutes

Paper Reference

1MA1/2H

You must have: Ruler graduated in centimetres and millimetres, protractor, pair of compasses, pen, HB pencil, eraser, calculator. Tracing paper may be used.

Total Marks

--

Instructions

- Use **black** ink or ball-point pen.
- **Fill in the boxes** at the top of this page with your name, centre number and candidate number.
- Answer **all** questions.
- Answer the questions in the spaces provided – *there may be more space than you need.*
- You must **show all your working**.
- Diagrams are **NOT** accurately drawn, unless otherwise indicated.
- **Calculators may be used.**
- If your calculator does not have a π button, take the value of π to be 3.142 unless the question instructs otherwise.



Information

- The total mark for this paper is 80
- The marks for **each** question are shown in brackets – *use this as a guide as to how much time to spend on each question.*


Advice

- Read each question carefully before you start to answer it.
- Keep an eye on the time.
- Try to answer every question.
- Check your answers if you have time at the end.

Turn over ►

P48528A

©2018 Pearson Education Ltd.
6/11/17/18/17




Pearson

Answer ALL questions.

Write your answers in the spaces provided.

You must write down all the stages in your working.

1 (a) Simplify $m^3 \times m^4$

$$m^a \times m^b = m^{a+b} \quad \therefore \quad m^3 \times m^4 = m^7$$

$$m^7$$

(1)

(b) Simplify $(5np^3)^3$

$$125n^3p^9$$

(2)

(c) Simplify $\frac{32q^9r^4}{4q^3r}$

$$8q^6r^3$$

$$8q^6r^3$$

(2)

(Total for Question 1 is 5 marks)

DO NOT WRITE IN THIS AREA

DO NOT WRITE IN THIS AREA

DO NOT WRITE IN THIS AREA

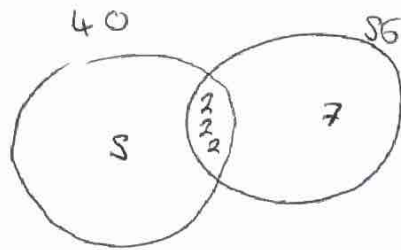
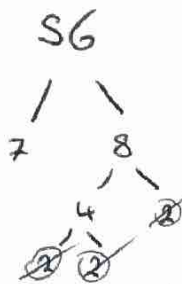
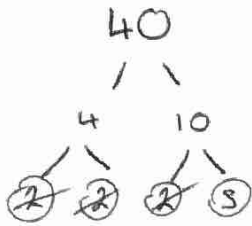


DO NOT WRITE IN THIS AREA

DO NOT WRITE IN THIS AREA

DO NOT WRITE IN THIS AREA

2 (a) Find the lowest common multiple (LCM) of 40 and 56



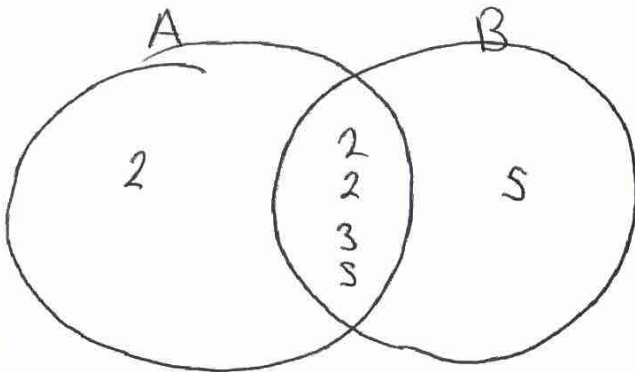
LCM = $5 \times 2 \times 2 \times 2 \times 7$

280
(2)

$A = 2^3 \times 3 \times 5$

$B = 2^2 \times 3 \times 5^2$

(b) Write down the highest common factor (HCF) of A and B.



A = $2 \ 2 \ 2 \ 3 \ 5$

B = $2 \ 2 \ 3 \ 5 \ 5$

HCF = $2 \times 2 \times 3 \times 5$

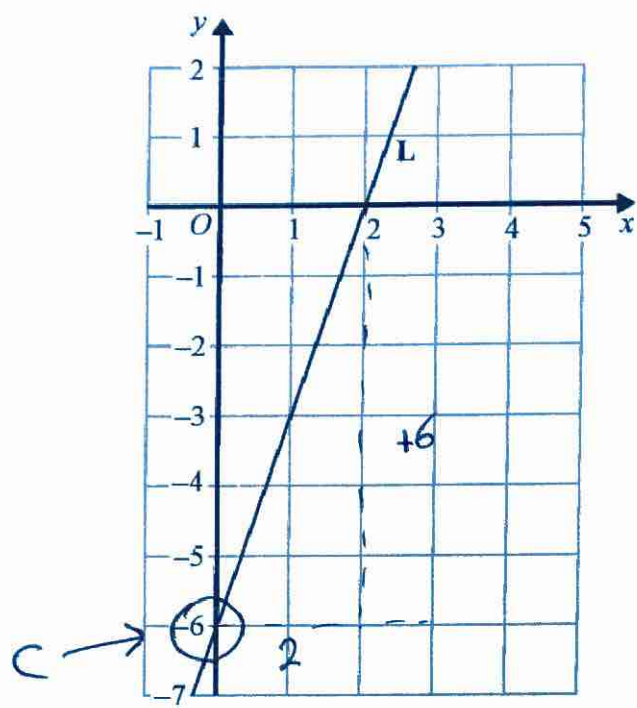
60
(1)

(Total for Question 2 is 3 marks)



P 4 8 5 2 8 A 0 3 2 4

3 The line L is shown on the grid.



Find an equation for L.

$$\text{Gradient} = \frac{\text{change in } y}{\text{change in } x} = \frac{6}{2} = 3$$

$$c = y \text{ intercept} = -6$$

$$y = 3x - 6$$

(Total for Question 3 is 3 marks)



DO NOT WRITE IN THIS AREA

DO NOT WRITE IN THIS AREA

DO NOT WRITE IN THIS AREA

4 Raya buys a van for £8500 plus VAT at 20%

Raya pays a deposit for the van.

She then pays the rest of the cost in 12 equal payments of £531.25 each month.

Find the ratio of the deposit Raya pays to the total of the 12 equal payments.

Give your answer in its simplest form.

$$12 \times 531.25 = \pounds 6375$$

$$8500 + 20\% = 8500 \times 1.2 = 10200$$

$$10200 - 6375 = \pounds 3825$$

	Deposit		Payments
Ratio	3825	:	6375
	3	:	5

To simplify just put $\frac{3825}{6375}$ into your calculator = $\frac{3}{5} = 3:5$

3 : 5

(Total for Question 4 is 5 marks)



P 4 8 5 2 8 A 0 5 2 4

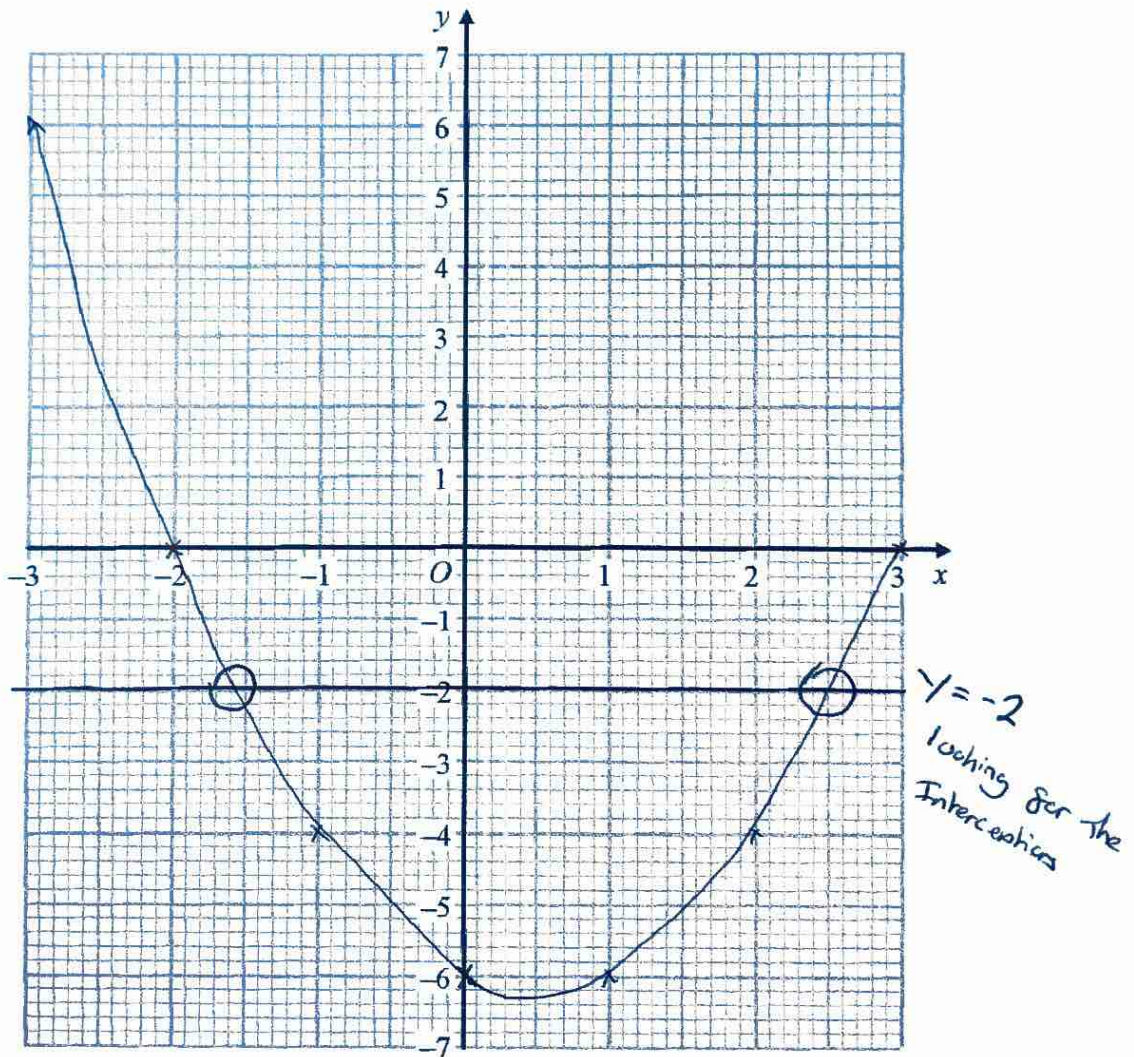
5 (a) Complete the table of values for $y = x^2 - x - 6$

x	-3	-2	-1	0	1	2	3
y	6	0	-4	-6	-6	-4	0

(2)

(b) On the grid, draw the graph of $y = x^2 - x - 6$ for values of x from -3 to 3

(2)



DO NOT WRITE IN THIS AREA

DO NOT WRITE IN THIS AREA

DO NOT WRITE IN THIS AREA



DO NOT WRITE IN THIS AREA

(c) Use your graph to find estimates of the solutions to the equation $x^2 - x - 6 = -2$

$$x = 2.5 \rightarrow 2.7$$

$$-1.5 \rightarrow -1.7$$

In this range will get the mark

$$2.5 \text{ and } -1.6$$

(2)

(Total for Question 5 is 6 marks)

6 A force of 70 newtons acts on an area of 20 cm^2

The force is increased by 10 newtons.

The area is increased by 10 cm^2

$$\text{pressure} = \frac{\text{force}}{\text{area}}$$

Helen says,

"The pressure decreases by less than 20%"

Is Helen correct?

You must show how you get your answer.

$$P = \frac{F}{a}$$

$$1) P = \frac{70}{20} = 3.5 \text{ N/cm}^2$$

$$2) P = \frac{80}{30} = 2.66 \text{ N/cm}^2$$

$$20\% \text{ decrease of } 3.5 = 0.8 + 3.5 = \underline{\underline{2.8}}$$

Answer NO the pressure decrease by more than 20%

$$(2.66 < 2.8)$$

(Total for Question 6 is 3 marks)

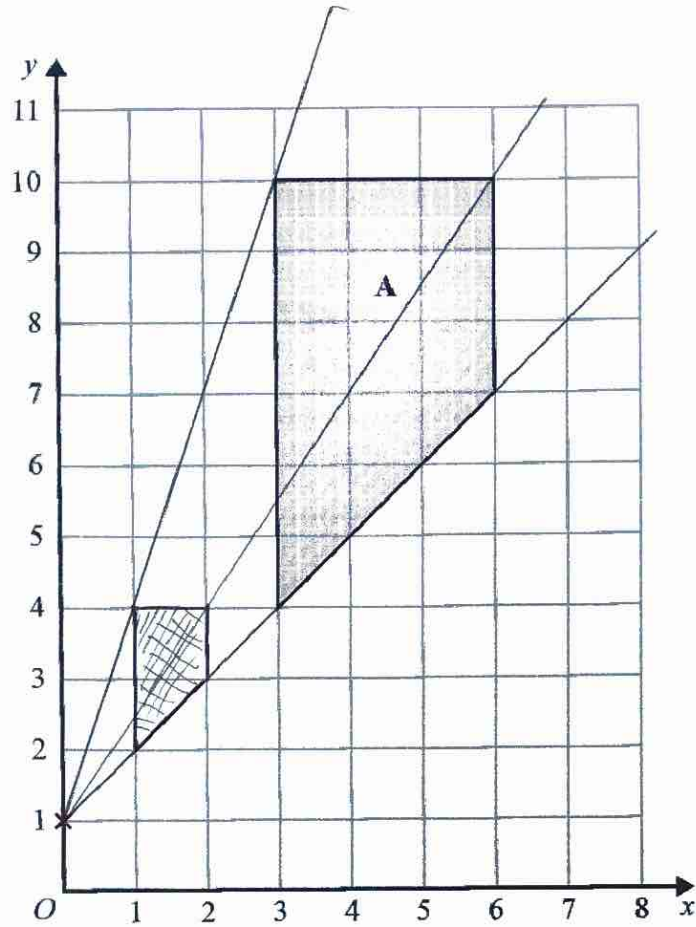
DO NOT WRITE IN THIS AREA

DO NOT WRITE IN THIS AREA



P 4 8 5 2 8 A 0 7 2 4

7



Enlarge shape A by scale factor $\frac{1}{3}$ centre (0, 1)

(Total for Question 7 is 2 marks)

DO NOT WRITE IN THIS AREA

DO NOT WRITE IN THIS AREA

DO NOT WRITE IN THIS AREA

8



DO NOT WRITE IN THIS AREA

DO NOT WRITE IN THIS AREA

DO NOT WRITE IN THIS AREA

8 60 people were asked if they prefer to go on holiday in Britain or in Spain or in Italy.

38 of the people were male.

11 of the 32 people who said Britain were female.

8 males said Italy.

12 people said Spain.

One of the females is chosen at random.

What is the probability that this female said Spain?

	Britain	Spain	Italy	Total
Male	21	9	8	38
Female	11	3	8	22
	32	12		

~~3/22~~

Female 50 22

$$\frac{3}{22}$$

(Total for Question 8 is 4 marks)



P 4 8 5 2 8 A 0 9 2 4

9 Jean invests £12 000 in an account paying compound interest for 2 years.

In the first year the rate of interest is $x\%$

At the end of the first year the value of Jean's investment is £12 336

In the second year the rate of interest is $\frac{x}{2}\%$

What is the value of Jean's investment at the end of 2 years?

$$12336 - 12000 = 336$$

$$\frac{336}{12000} \times 100 = 2.8\% \quad x = 2.8\%$$

$$\frac{x}{2} = \frac{2.8}{2} = 1.4\%$$

$$12336 \times 1.014 = 12508.704$$

£ 12508.7

(Total for Question 9 is 4 marks)

DO NOT WRITE IN THIS AREA

DO NOT WRITE IN THIS AREA

DO NOT WRITE IN THIS AREA

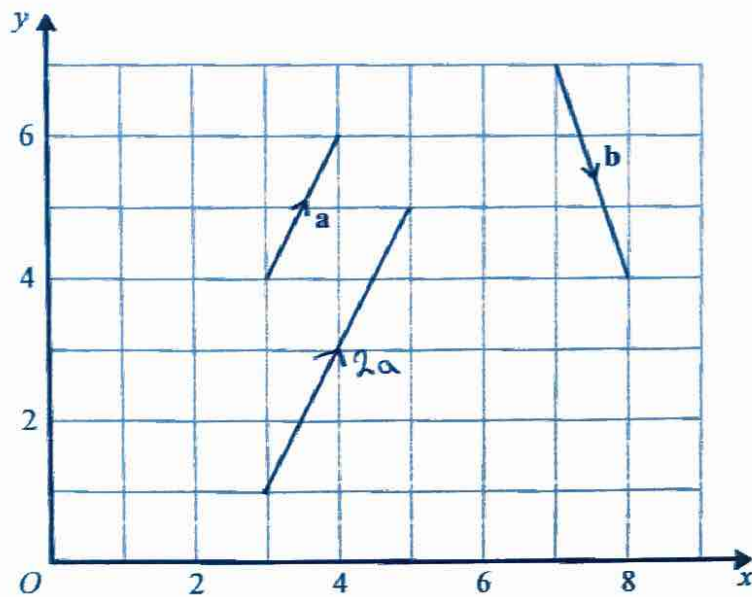


DO NOT WRITE IN THIS AREA

DO NOT WRITE IN THIS AREA

DO NOT WRITE IN THIS AREA

10 The vector \mathbf{a} and the vector \mathbf{b} are shown on the grid.



(a) On the grid, draw and label vector $-2\mathbf{a}$

(1)

(b) Work out $\mathbf{a} + 2\mathbf{b}$ as a column vector.

$$\mathbf{a} = \begin{pmatrix} 1 \\ 2 \end{pmatrix} \quad \mathbf{b} = \begin{pmatrix} 1 \\ -3 \end{pmatrix}$$

$$\Rightarrow \begin{pmatrix} 1 \\ 2 \end{pmatrix} + 2 \times \begin{pmatrix} 1 \\ -3 \end{pmatrix} = \begin{pmatrix} 3 \\ -4 \end{pmatrix}$$

$$\begin{pmatrix} 3 \\ -4 \end{pmatrix}$$

(2)

(Total for Question 10 is 3 marks)



P 4 8 5 2 8 A 0 1 1 2 4

11 f and g are functions such that

$$f(x) = \frac{2}{x^2} \quad \text{and} \quad g(x) = 4x^3$$

(a) Find $f(-5)$

$$\frac{2}{-5^2} = \frac{2}{25}$$

$$\frac{2}{25}$$

(1)

(b) Find $fg(1)$

$$f(g(x)) = \frac{2}{(4x^3)^2} = \frac{2}{16x^6}$$

$$fg(1) = \frac{2}{16 \cdot 1^6} = \frac{2}{16} = \frac{1}{8}$$

$$\frac{1}{8}$$

(2)

(Total for Question 11 is 3 marks)

DO NOT WRITE IN THIS AREA

DO NOT WRITE IN THIS AREA

DO NOT WRITE IN THIS AREA



11 f and g are functions such that

$$f(x) = \frac{2}{x^2} \quad \text{and} \quad g(x) = 4x^3$$

(a) Find $f(-5)$

$$\frac{2}{-5^2} = \frac{2}{25}$$

$$\frac{2}{25}$$

(1)

(b) Find $fg(1)$

$$f(g(1)) = \frac{2}{(4x^3)^2} = \frac{2}{16x^6}$$

$$f(g(1)) = \frac{2}{16 \cdot 1^6} = \frac{2}{16} = \frac{1}{8}$$

$$\frac{1}{8}$$

(2)

(Total for Question 11 is 3 marks)

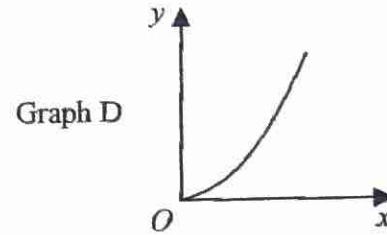
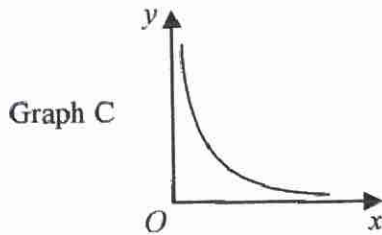
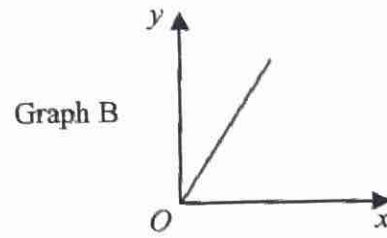
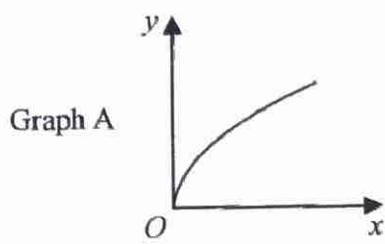
DO NOT WRITE IN THIS AREA

DO NOT WRITE IN THIS AREA

DO NOT WRITE IN THIS AREA



12



The graphs of y against x represent four different types of proportionality.

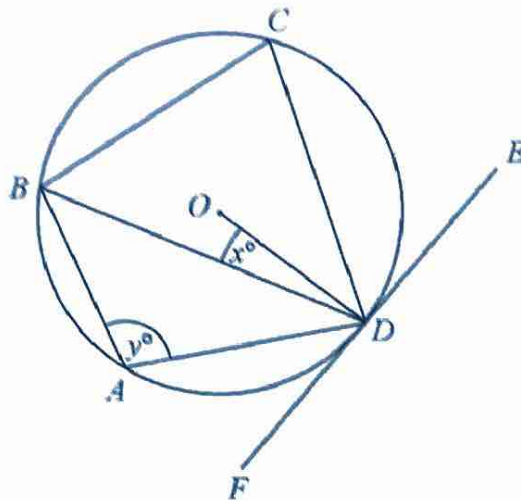
Match each type of proportionality in the table to the correct graph.

Type of proportionality	Graph letter
$y \propto x$	B
$y \propto x^2$	D
$y \propto \sqrt{x}$	A
$y \propto \frac{1}{x}$	A C

(Total for Question 12 is 2 marks)



P 4 8 5 2 8 A 0 1 3 2 4



A, B, C and D are points on the circumference of a circle, centre O .
 FDE is a tangent to the circle.

- (a) Show that $y - x = 90$
 You must give a reason for each stage of your working.

$$BDE = y$$

$$BCD = 180 - y$$

$$ODE = 90^\circ$$

OD is the radius $\therefore ODE = 90^\circ$

$BCD = 180^\circ - y$ opposite angles in cyclic quadrilateral add to 180°

$BDE = y$ alternate angle rule

$$\begin{array}{r} y = 90 + x \\ -x \quad -x \end{array}$$

$$\underline{\underline{y - x = 90^\circ}}$$

(3)

Dylan was asked to give some possible values for x and y .

He said,

" y could be 200 and x could be 110, because $200 - 110 = 90$ "

- (b) Is Dylan correct?

You must give a reason for your answer.

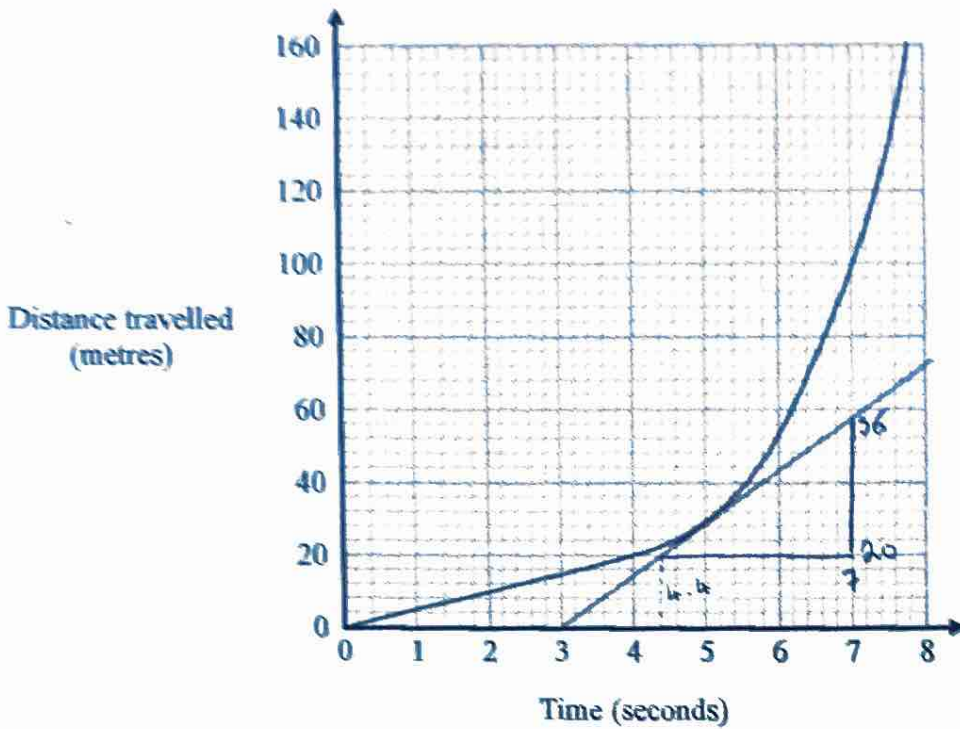
NO, y must be less than 180° as it is in
 a triangle

(1)

(Total for Question 13 is 4 marks)



14 The distance-time graph shows information about part of a car journey.



Use the graph to estimate the speed of the car at time 5 seconds.

$$\text{gradient} = \frac{\text{change in } y}{\text{change in } x} = \frac{36}{2.6} = 13.85 \text{ m/s}$$

Range allowed = 11 - 15 m/s

13.85 m/s

(Total for Question 14 is 3 marks)

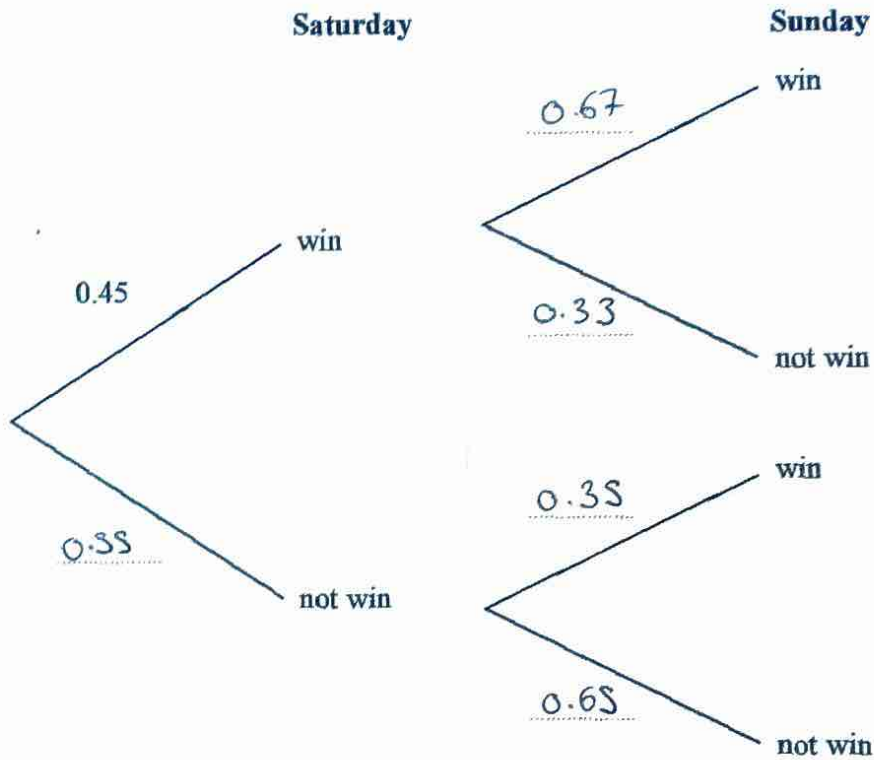


P 4 8 5 2 8 A 0 1 5 2 4

15 A darts team is going to play a match on Saturday and on Sunday.
The probability that the team will win on Saturday is 0.45

If they win on Saturday, the probability that they will win on Sunday is 0.67
If they do **not** win on Saturday, the probability that they will win on Sunday is 0.35

(a) Complete the probability tree diagram.



(2)

(b) Find the probability that the team will win exactly one of the two matches.

$$W L \quad 0.45 \times 0.33 = 0.1485$$

$$L W \quad 0.55 \times 0.35 = 0.1925$$

$$0.1485 + 0.1925 = 0.341$$

0.341

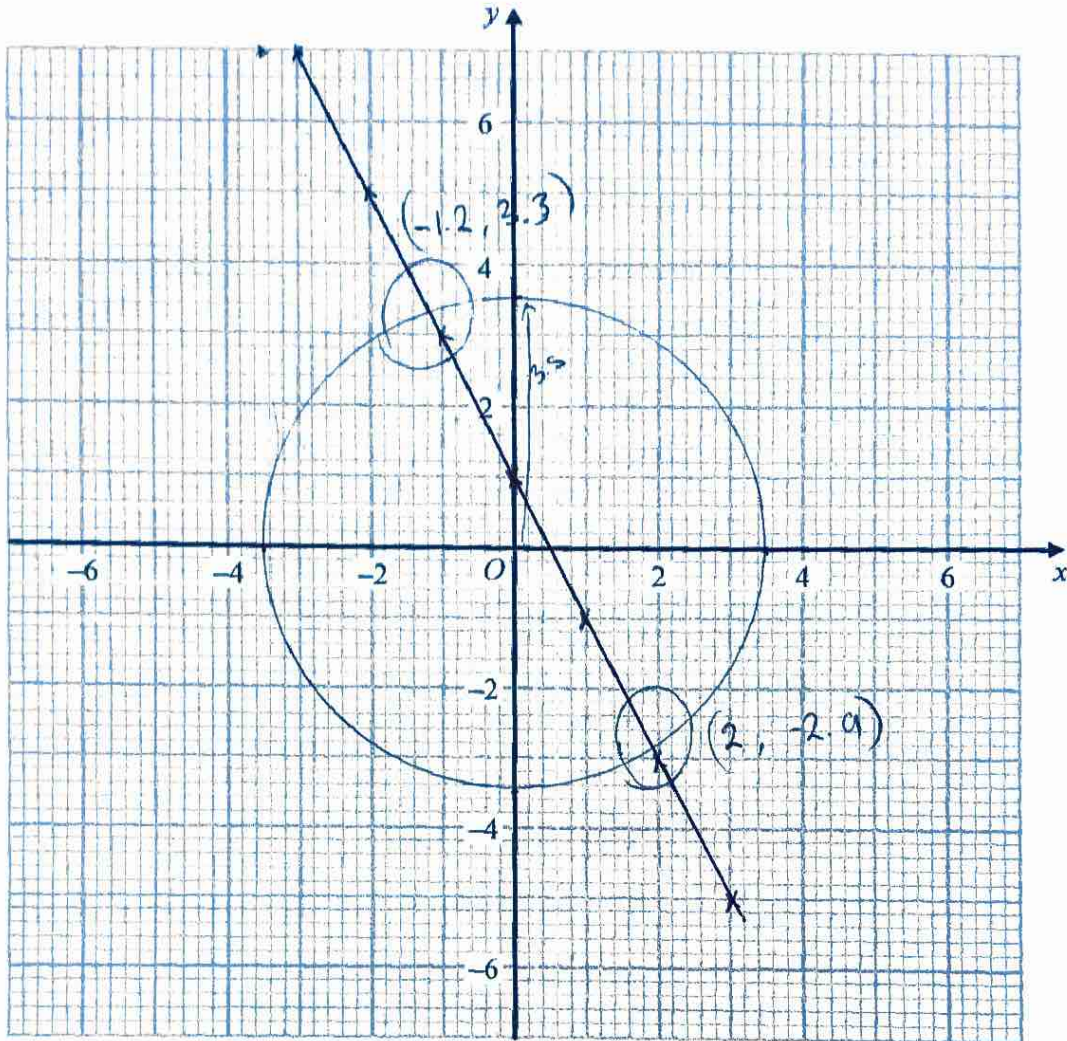
(3)

(Total for Question 15 is 5 marks)



16 (a) On the grid, draw the graph of $x^2 + y^2 = 12.25$

$$\sqrt{12.25} = 3.5$$



(2)

(b) Hence find estimates for the solutions of the simultaneous equations

$$\begin{aligned} x^2 + y^2 &= 12.25 \\ 2x + y &= 1 \end{aligned}$$

$$y = -2x + 1$$

x	-3	-2	-1	0	1	2	3
y	7	5	3	1	-1	-3	-5

$$x = -1.2$$

$$x = 2$$

$$y = 3.3$$

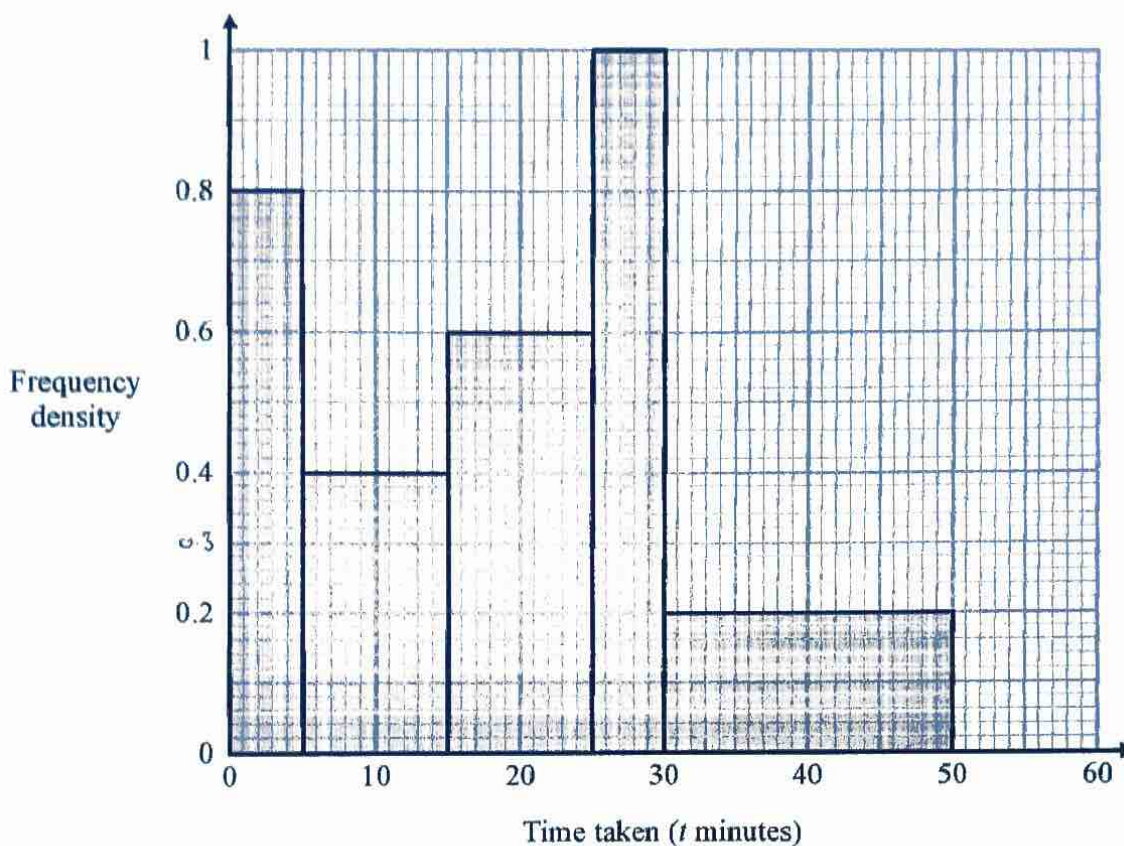
$$y = -2.9$$

(3)

(Total for Question 16 is 5 marks)



17 The histogram shows information about the times taken by some students to finish a puzzle.



(a) Complete the frequency table for this information.

$$\frac{F}{FD \quad CW}$$

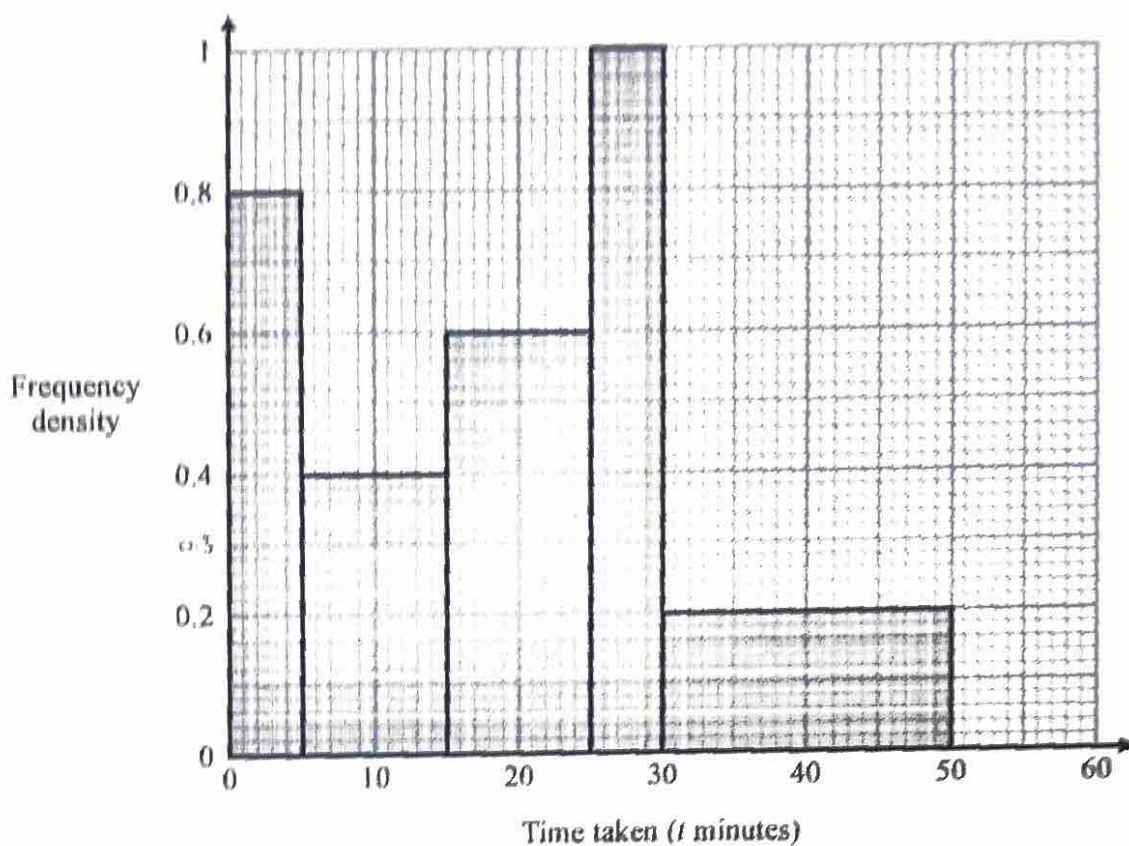
$$10 \times 0.4 = 4$$

Time taken (t minutes)	Frequency
$0 < t \leq 5$	4
$5 < t \leq 15$	4
$15 < t \leq 25$	6
$25 < t \leq 30$	5
$30 < t \leq 50$	4

(2)



17 The histogram shows information about the times taken by some students to finish a puzzle.



(a) Complete the frequency table for this information.

$$\frac{F}{FD \quad CW}$$

$$10 \times 0.4 = 4$$

Time taken (t minutes)	Frequency
$0 < t \leq 5$	4
$5 < t \leq 15$	4
$15 < t \leq 25$	6
$25 < t \leq 30$	5
$30 < t \leq 50$	4

(2)



(b) Find an estimate for the lower quartile of the times taken to finish the puzzle.

Number of students in sample = 23

LG
position student = ~~23+1~~ $\frac{23+1}{4} = \frac{24}{4} = 6^{\text{th}}$ student

$\frac{1}{2}$ Halfway through the $5 < t \leq 15$ class will be the 6th student

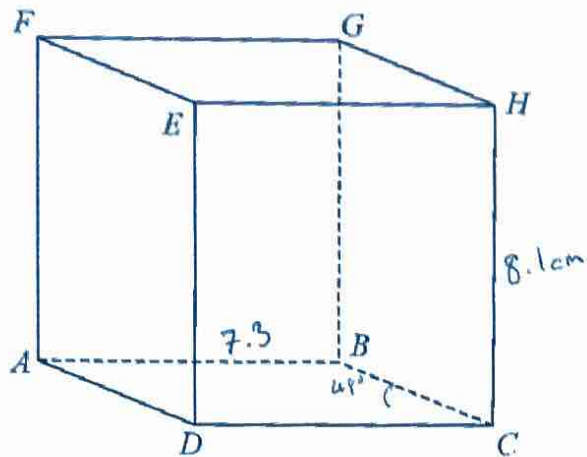
\therefore 10 minutes

10 minutes
(2)

(Total for Question 17 is 4 marks)

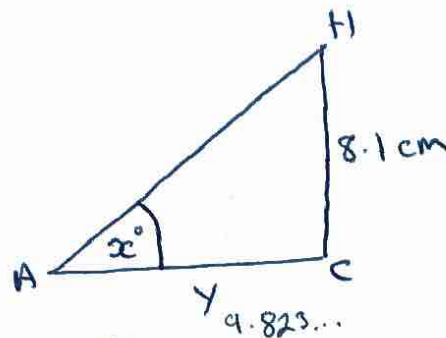
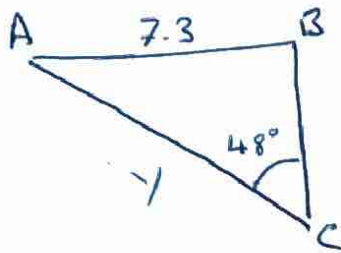


18 $ABCDEFGH$ is a cuboid.



$AB = 7.3$ cm
 $CH = 8.1$ cm
 Angle $BCA = 48^\circ$

Find the size of the angle between AH and the plane $ABCD$.
 Give your answer correct to 1 decimal place.



Step 1: Find γ

\sin $\frac{AB}{AC}$ $\frac{7.3}{\gamma}$

$$\frac{7.3}{\sin 48} = \gamma = 9.823\dots$$

Step 2: Find x

$$\tan^{-1}\left(\frac{8.1}{9.823\dots}\right) = 39.5^\circ$$

39.5°

(Total for Question 18 is 4 marks)

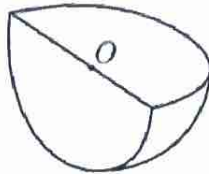


DO NOT WRITE IN THIS AREA

DO NOT WRITE IN THIS AREA

DO NOT WRITE IN THIS AREA

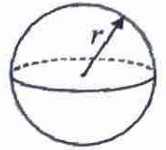
19 Shape S is one quarter of a solid sphere, centre O.



Shape S

$$\text{Volume of sphere} = \frac{4}{3}\pi r^3$$

$$\text{Surface area of sphere} = 4\pi r^2$$



The volume of S is $576\pi \text{ cm}^3$

Find the surface area of S.

Give your answer correct to 3 significant figures.

You must show your working.

Step 1: Find the radius

$$\frac{1}{4} \times \frac{4}{3} \pi r^3 = 576\pi$$

$$\frac{1}{4} \times \frac{4}{3} r^3 = 576$$

$$\frac{4}{12} r^3 = 576$$

$$\begin{array}{cc} \times 12 & \times 12 \\ \hline \div 4 & \div 4 \end{array}$$

$$r^3 = 1728$$

$$\sqrt[3]{\quad} \quad \sqrt[3]{\quad}$$

$$r = 12$$

Step 2: Surface area

$$\text{Diagram of a semi-circle} \times 2 = \pi r^2$$

+

$$\frac{1}{4} \text{ of a sphere } \frac{4\pi r^2}{4}$$

$$\pi \times 12^2 + \pi \times 12^2$$

$$= 904.778 \dots$$

$$= 905 \text{ 3sf}$$

(The 4's cancel out)

905 cm²

(Total for Question 19 is 5 marks)



P 4 8 5 2 8 A 0 2 1 2 4

20 Martin did this question.

Rationalise the denominator of $\frac{14}{2 + \sqrt{3}}$

Here is how he answered the question.

$$\begin{aligned} \frac{14}{2 + \sqrt{3}} &= \frac{14 \times (2 - \sqrt{3})}{(2 + \sqrt{3})(2 - \sqrt{3})} \\ &= \frac{28 - 14\sqrt{3}}{4 + 2\sqrt{3} - 2\sqrt{3} + 3} \\ &= \frac{28 - 14\sqrt{3}}{7} \\ &= 4 - 2\sqrt{3} \end{aligned}$$

← needs to be -3
 $\frac{+\sqrt{3} + -\sqrt{3} = -3}{\quad}$

Martin's answer is wrong.
 (a) Find Martin's mistake.

(1)

Sian did this question.

Rationalise the denominator of $\frac{5}{\sqrt{12}}$

Here is how she answered the question.

$$\begin{aligned} \frac{5}{\sqrt{12}} &= \frac{5\sqrt{12}}{\sqrt{12} \times \sqrt{12}} \\ &= \frac{5 \times 3\sqrt{2}}{12} \\ &= \frac{5\sqrt{2}}{4} \end{aligned}$$

Sian's answer is wrong.
 (b) Find Sian's mistake.

$\sqrt{12}$ simplifies to $\sqrt{4 \times 3} = 2\sqrt{3}$ not $3\sqrt{2}$

(1)

(Total for Question 20 is 2 marks)



- 21 Jackson is trying to find the density, in g/cm^3 , of a block of wood. The block of wood is in the shape of a cuboid.

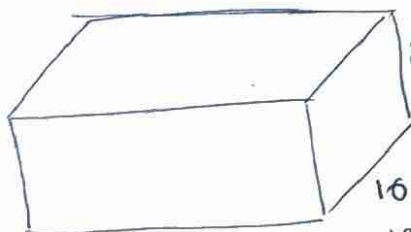
He measures

the length as 13.2 cm, correct to the nearest mm
 the width as 16.0 cm, correct to the nearest mm
 the height as 21.7 cm, correct to the nearest mm

He measures the mass as 1970 g, correct to the nearest 5 g.

By considering bounds, work out the density of the wood.
 Give your answer to a suitable degree of accuracy.

You must show all your working and give a reason for your final answer.



$$13.15 \leq 13.2 < 13.25$$

21.7 cm

$$21.65 \leq 21.7 < 21.75$$

16.0 cm

$$15.95 \leq 16.0 < 16.05$$

$$1967.5 \leq 1970 < 1972.5$$

Upper bound for volume = all ^{upper} ~~bigger~~ bounds

$$13.25 \times 16.05 \times 21.75 = 4625.409375$$

Lower bound for vol = all lower bounds

$$13.15 \times 15.95 \times 21.65 = \del{4540.925} \dots \dots$$

$$4540.925 \dots \dots$$

$$\text{Density} = \frac{\text{mass}}{\text{vol}}$$

$$\text{LB Density} = \frac{\text{Lb mass}}{\text{UB vol}} = \frac{1967.5}{4625.409} = 0.425367$$

$$\text{UB Density} = \frac{\text{ub Mass}}{\text{Lb vol}} = \frac{1972.5}{4540.925} = 0.434382$$

Both bounds are 0.43 to 2 sig sig

0.43 2.s.f.

(Total for Question 21 is 5 marks)

TOTAL FOR PAPER IS 80 MARKS

