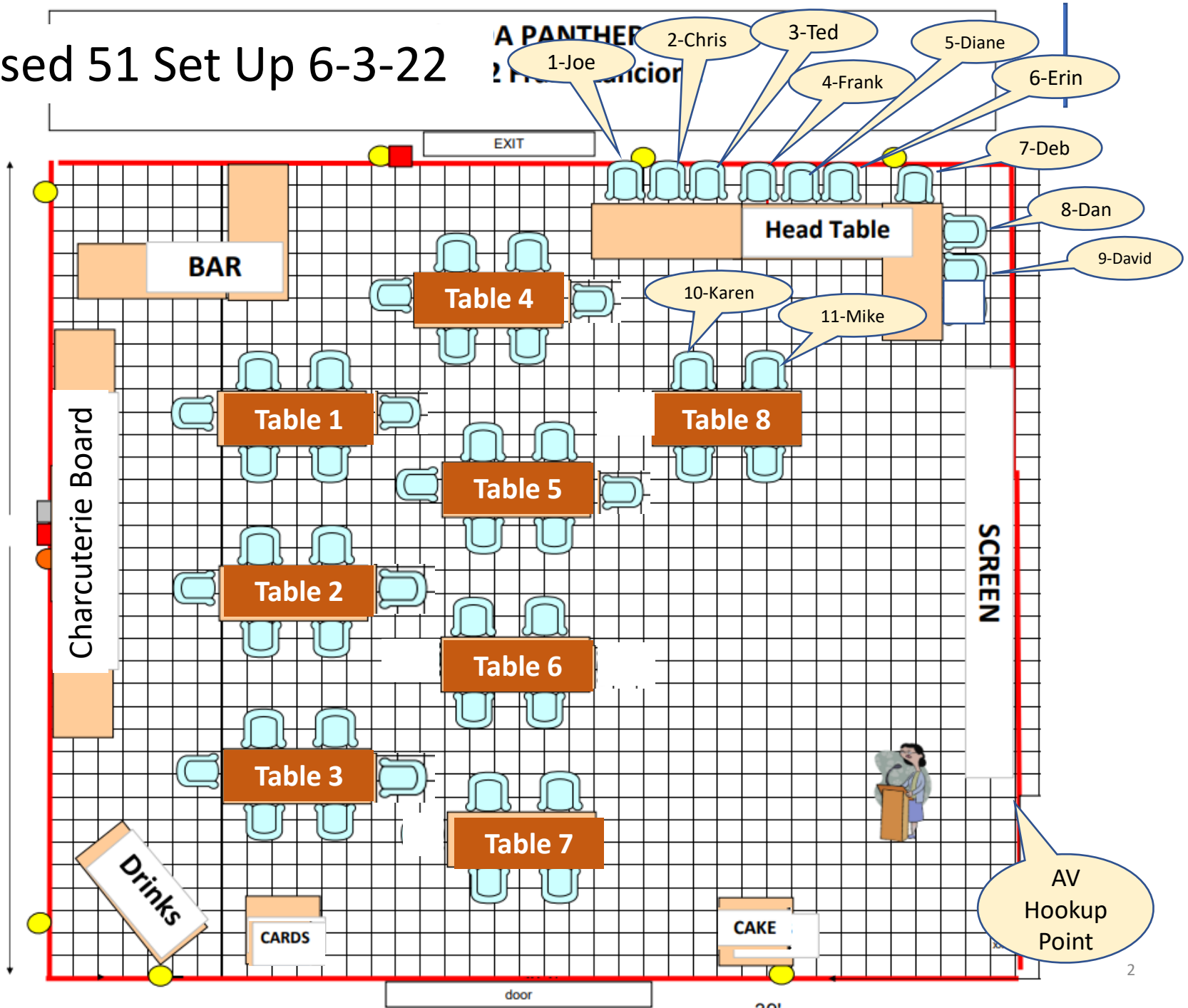


June 3, 2022 Rehearsal

Party Timeline

Approx Time	Activity
1:00	Task 1 Set Up Room and Get Ready to Receive Guests and Daily Sun Photo Shoot for Vow Renewal Party
2:00	Task 2 Greet & Receive Guests
2:30	Task 3 Welcome
2:45	Task 4 Renewal of Vows Ceremony
3:30	Task 5 Champagne Toast
3:50	Task 6 Cutting the Cake
4:10	Task 7 What's It Like to Be Married 50 Years?
4:20	Task 8 Friends and Family Reflections on Love and Marriage
5:00	Task 9 Closing Remarks and Visiting Together
5:30	Adjourn (Can go as late as 6:00 pm)

Revised 51 Set Up 6-3-22



Receive and Escort Guests

Lancione 50th Anniversary Alpha Look Up List

		Guests		
First Name	Table #	Last Name	First Name	Table #
Manijeh	1	Kennedy	Chris	Head-2
Spouse	1	Kennedy	Ted	Head-3
David	Head-9	Lancione	Frank	Head-4
John	6	Lancione	Diane	Head-5
Rita	2	Lancione	Erin	Head-6
Spouse	2	Newhouse	Mark	1
Cecil	4	Newhouse	Linda	1
Cindy	4	Palmer	Joan	7
Phil	5	Pezzella	Marty	4
Anita	5	Pezzella	Dea	4
Christine	3	Rein	Barbara	1
Debra	Head-7	Rein	Rich	1
Dan	Head-8	Sprague	Dan	7
Tweet	2	Sullivan	Deneal	7
Patrick	2	Sullivan	Guest	7
Lindsay	2	Tebbets	Bob	8
Spouse	2	Tebbets	Julie	8
Lee	6	Thomas	Penny	2
Jeanette	6	Walmsley	Ian	5
Sue	6	Walmsley	Espi	5
Joe	Head-1	Whitmer	Mark	3
Mike	8	Womack	Terry	4
Karen	8	Womack	Terry	4
Bona	3			
Ann	3			
Paula	3			
Doug	5			
Spouse	5			

Lancione 50th Anniversary Table Look Up List

First Name	Table #	Last Name	First Name	Table #
Manijeh	1	Caminez	Phil	5
Husband	1	Caminez	Anita	5
Barbara	1	Walmsley	Ian	5
Rich	1	Walmsley	Espi	5
Mark	1	Hughes	Doug	5
Wife	1	Hughes	Wife	5
Lindsay	2	Egloff	Sue	6
Wife	2	Blackwell	John	6
Tweet	2	Conrad	Lee	6
Patrick	2	Conrad Guest	Jeanette	6
Rita	2			
Husband	2			
Penny	3	Sullivan	Deneal	7
Christine	3	Sullivan	Guest	7
Paula	3	Palmer	Joan	7
Bona	3	Sprague	Dan	7
Mark	3			
Ann	3			
Cecil	4	Tebbets	Bob	8
Cindy	4	Tebbets	Julie	8
Marty	4	Forino	Mike	8
Dea	4	Forino	Karen	8
Terry	4			
Terry	4			
		Elliott	Joe	Head-1
		Kennedy	Chris	Head-2
		Kennedy	Ted	Head-3
		Lancione	Frank	Head-4
		Lancione	Diane	Head-5
		Lancione	Erin	Head-6
		Christian	Debra	Head-7
		Christian	Dan	Head-8
		Baker	David	Head-9

Order of Events

2:30 Welcome

2:45 Renewal of Vows

- Ceremony
- Champagne Toast and Cutting of the Cake

4:10 What's It Like To Be Married 50 Years?

4:30 Friends and Family Reflections on Love and Marriage

5:00 Closing Remarks and Visiting Together

5:30 Adjourn

Handout on Tables Side 2

50th Anniversary Fun Facts

- The charcuterie table and bar are open throughout the party. Mangia! You are too thin! Eat something!
- Frank and Diane met at Indiana University in Bloomington, Indiana on a Friday the 13th in 1970. Friday the 13th has been a lucky day for them ever since!
- Frank and Diane's second date was January 2nd, 1971. They just clicked. Neither have ever dated anyone else since that fateful evening. They were married a year and a half later.
- Ted Kennedy, the Best Man at today's vow renewal ceremony, was Best Man at their wedding 50 years ago.
- Joe Elliot, today's presiding official, is a City of Wildwood Commissioner.
- Erin Lancione lives in Seattle with her husband Jeff and children James and Claire. Frank, Diane, and Erin's family are celebrating this anniversary with a Caribbean cruise this summer.
- The quotes from poems on the table centerpieces are from Frank's upcoming book: **Sunset Years: Poems for Seniors Who Still Love Life and Each Other**. You can find a draft of the book and the full text of these poems at <https://frankalancione.com/poems-on-love-and-life>
- If you have digital pictures from this event you'd like to share, send them to flancione@verizon.net. We will post them and other highlights from today on our anniversary webpage <https://frankalancione.com/half-century>

Vow Renewal Ceremony

This document explains what Bridal Party members need to do during the vow renewal ceremony.


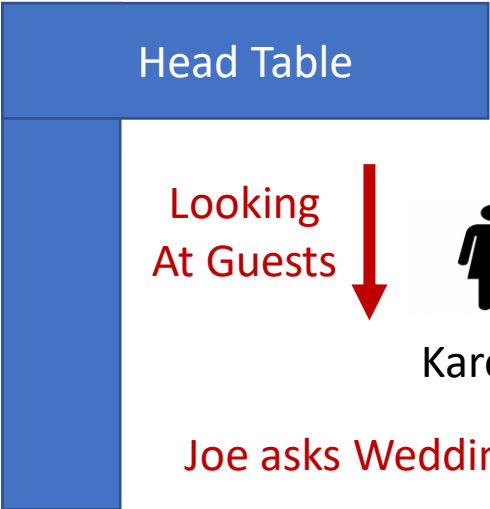
Step 1: Intro to Vows and Reading of Bible Passages - Joe Elliott asks Wedding Party members to come forward for the vow renewal ceremony. Party members line up in V-shape with backs to screen and eyes facing audience.

Step 2: Formal Vows and Ring Exchange – Joe asks Wedding Party members to turn and face him. Individuals turn sideways to guests with their eyes focused on Joe.

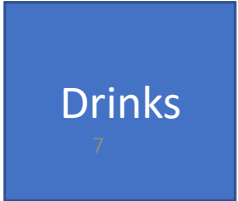

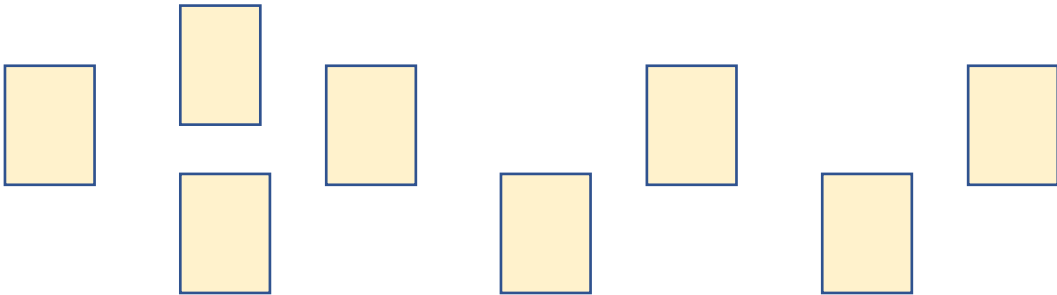
Step 3: Presentation of Couple, Kiss the bride, Pictures, Return to Table – When Joe Takes Frank and Diane’s Hand and presents them to the guests, Wedding Party members turn toward Frank and Diane and keep watching them as Frank kisses Diane. Then Wedding Party members turn and face guests so that guests and the videographer are able to get pictures of the entire Wedding party. When Pictures are complete, Joe asks Wedding Party members to return to the head table.

STEP 1: Intro to Vows

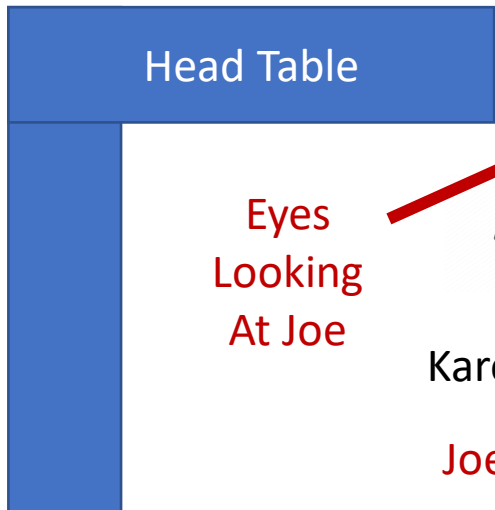
Reading of Bible Passages




Joe asks Wedding Party to come forward for the Vow Renewal Ceremony
All are Facing The Audience in V shaped line during intro to Vows



STEP 2: Formal Vows And Ring Exchange

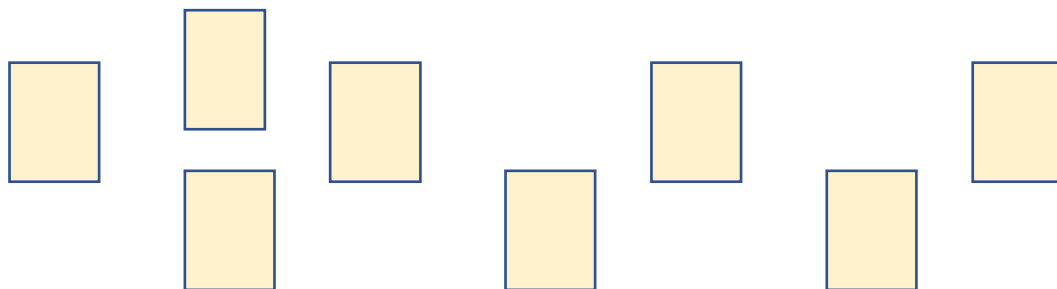


Head Table




Joe asks bridal party to turn and face him

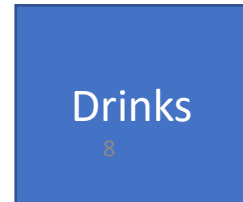
Party turns sideways facing Joe while maintaining V shaped line



Entrance
Doors

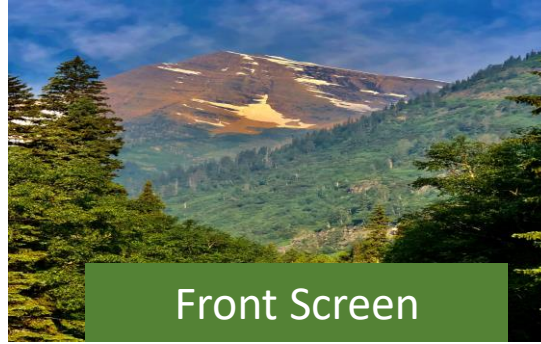


Bar



Drinks


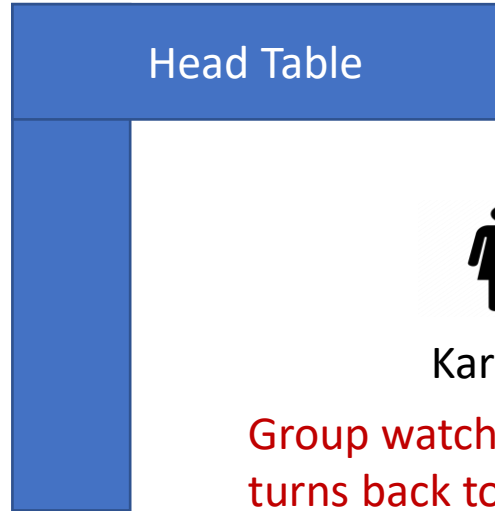
STEP 3: Kiss Your Bride. Pictures, Presentation of Wedding Couple



Eye Positions

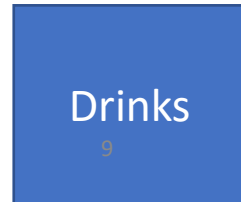

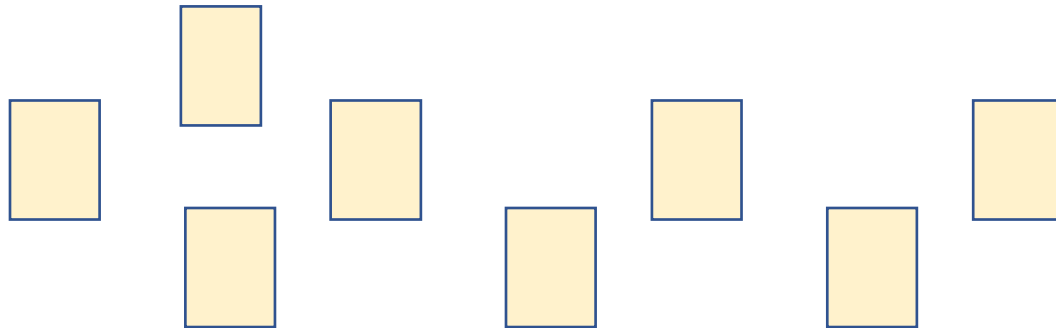
3.1. Watch presentation of couple & Kissing of Bride

3.2 Turn back to face guests and allow videographer and guests to take wedding party pictures



Group watches Kissing of the Bride and presentation of couple then turns back to looking at Guests so guests and videographer can take wedding pictures. Joe asks Wedding Party to take their seats

Entrance
Doors



Champagne Toast

- Announced by Joe
- Done at head table by Tom

Cutting the Cake

- Servers Move Cake to Front of Room
- Frank and Diane take cues from Videographer in staging the shoot
- Cutting cake only
- Servers remove cake and take into kitchen for cutting then serve

Friends and Family Reflections on Love and Marriage

- Target is five minutes per speaker – 5 speakers + Joe's introduction

Closing Remarks and Visiting

- Closing Remarks can be cut if we going to run past 6:00

Things to Practice on June 3rd

1. TEST AUDIO AND VIDEO/PROJECTOR HOOKS UPS – FRANK, ERIN (MIKE AS BACKUP)

1.1. Connectivity with computer & slide projection

1.2. Brightness of screen background versus brightness of house lights. Want mountain slide used as backdrop for ceremony visible but room still bright, not dim. Need to document best switch positions.

1.3. Best position for computer. Likely to be podium

1.4. Does slide advancer work from location of head table or do we need to move computer off of podium?

2. TEST MICROPHONE(S) -JOE ELLIOTT

2.1.2. Do we have only one mic or more than one?

2.1.3. Can we get a lapel mic for Joe?

2.1.4. If no lapel mic, do we need a floor mic stand for Joe during the ceremony?

2.1.5. What mic will speakers use when they do their presentations?

3. Test logistics of head table and guest tables – Diane and Deb

3.1. Is there sufficient room between the head table and the wall for wedding party members to easily get into and out of their chairs?

3.2. Will people at tables 1-4 be able to see the vow ceremony, front screen, and podium. (The head table will be set up. The other tables will not. You will just have to estimate this.)

Rehearsal Dinner: Wolfgang Puck Restaurant, Brownwood Hotel
3003 Brownwood Blvd The Villages, FL 32163
Reservation is 6:00 pm under Frank's Name