Analytics Report

North County EMS · 2026-10-01 – 2026-10-31

OVERVIEW

Agency: North County EMS

Total Incidents: 542

Total Assigned Responders: 587

Total Patients Transported: 386

Data Compliance: 85%

DISTANCES

Avg Incident Distance (km): 15.41426383763838

Total Incident Distance (km): 8354.531

Avg Transport Distance (km): 12.54369557195572

Total Transport Distance (km): 6798.683

RESPONSE TIMES

Activation Interval: 00:00:40

En Route Interval: 00:01:05

Scene Arrival Interval: 00:09:31

Triage Time: 00:17:19

Total Scene Time: 00:22:14

Transport Time: 00:35:33

Total Incident Interval: 01:10:01

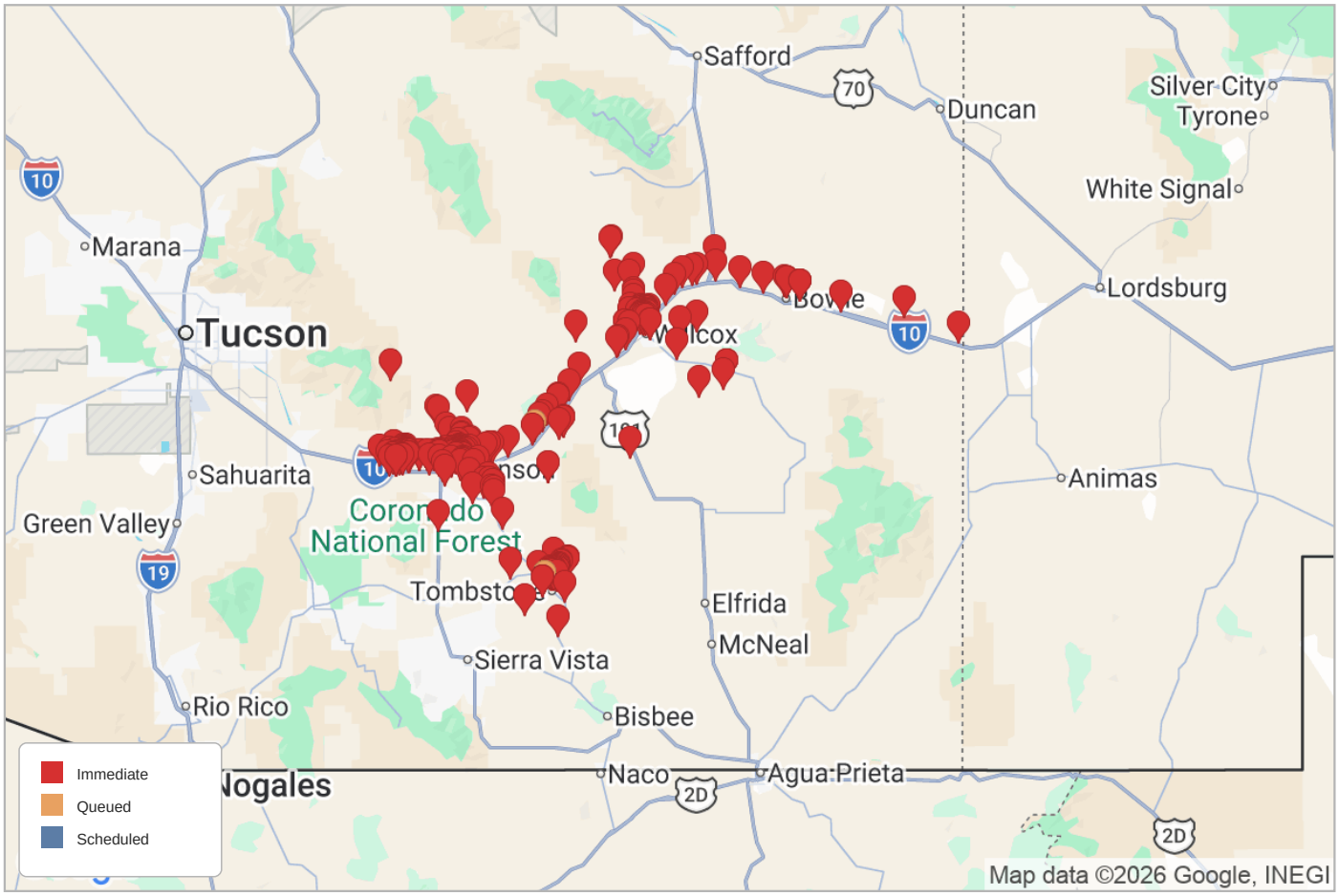

Category Counts

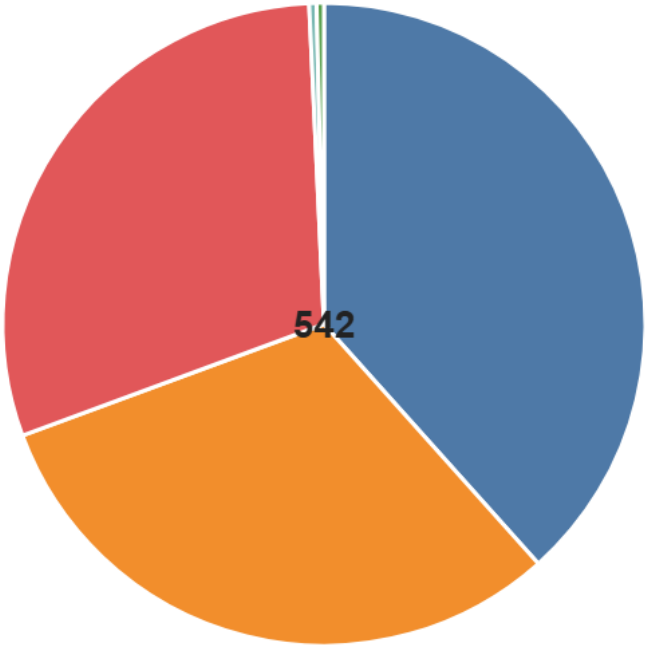

- Emergency - Code 3 (208)
- Non-Emergent - Code 1 (168)
- Interfacility (162)
- Mutual Aid (2)
- Unknown (2)

Class Counts

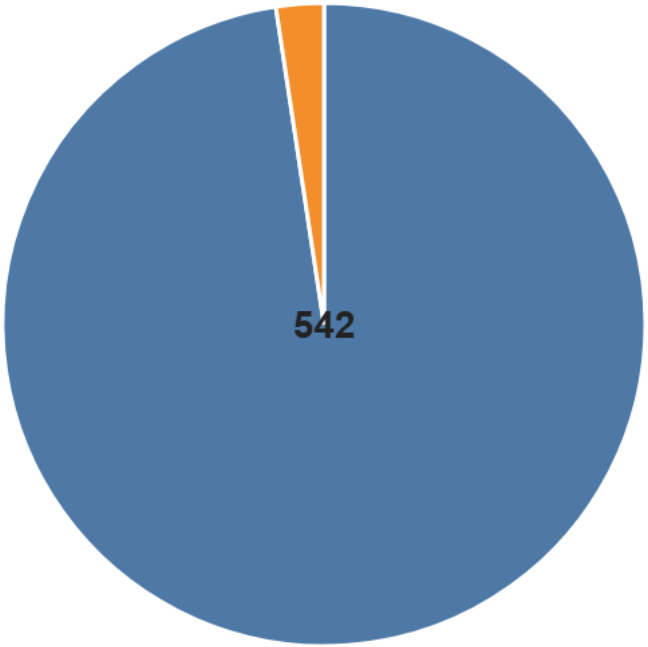

- Medical (529)
- Fire (13)

Subcategory Counts

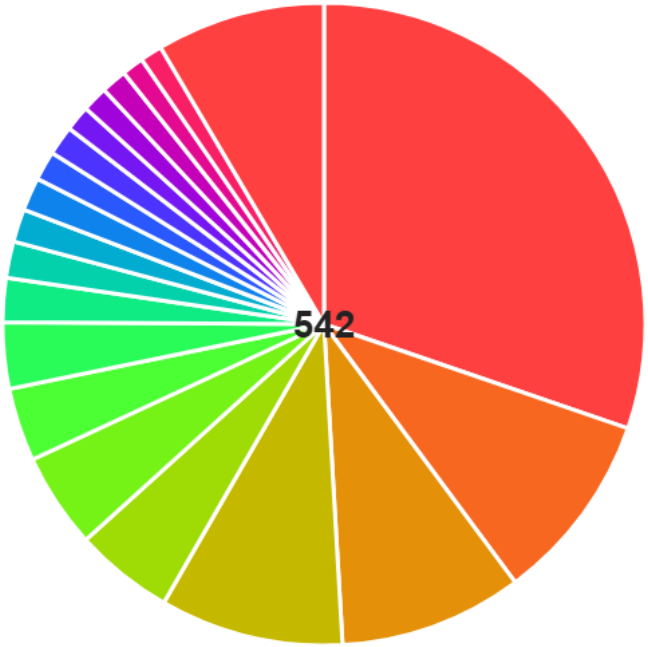

- Medical - Interfacility Transport (164)
- Medical - Fall Injury (52)
- Medical - Sick Person (50)
- Medical - MVA (50)
- Medical - Breathing Problems (27)
- Medical - Lift Assist (26)
- Medical - Chest Pain (20)
- Medical - Altered LOC (18)
- Medical - Seizure (12)
- Medical - Trauma Injury (10)
- Medical - EMS - Standby (9)
- Medical - Medical Alarm (9)
- Medical - Stroke (8)
- Medical - Unconscious (8)
- Medical - Abdominal Pain (7)
- Medical - Heart Problem (7)
- Medical - Bleeding (7)
- Medical - Fainted Person (6)

Disposition Codes

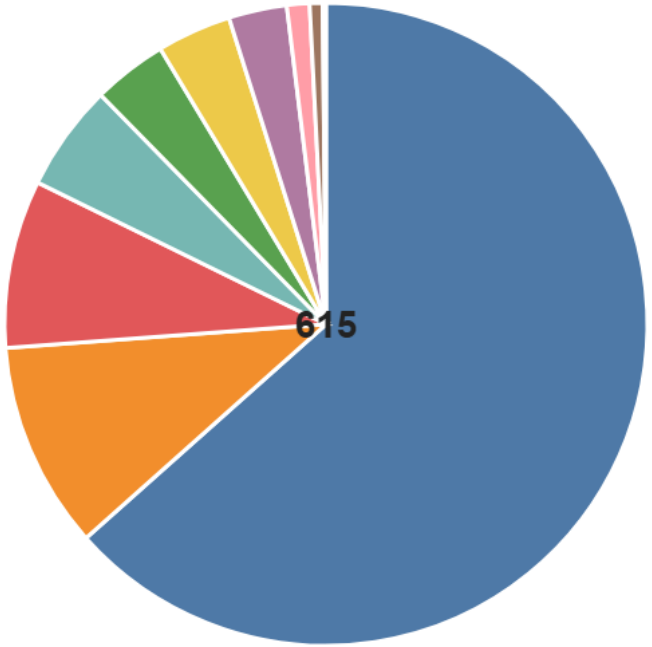

- TRN - Transported (390)
- CX - Cancelled (64)
- Transport Refused (52)
- Cancelled On-Scene (33)
- TNT - Treat, no Transport (23)
- Cancelled Enroute (23)
- Public Assist - No Medical Need (18)
- Transport by AIR Ambulance (7)
- Cancelled - Unable to Locate (4)
- Transport by Law Enforcement (1)