# Analytics Report

North County EMS · 2026-09-01 – 2026-09-30

## OVERVIEW

**Agency:** North County EMS

**Total Incidents:** 471

**Total Assigned Responders:** 507

**Total Patients Transported:** 331

**Data Compliance:** 85%

## DISTANCES

**Avg Incident Distance (km):** 16.39588535031847

**Total Incident Distance (km):** 7722.462

**Avg Transport Distance (km):** 12.9961847133758

**Total Transport Distance (km):** 6121.203

## RESPONSE TIMES

**Activation Interval:** 00:00:48

**En Route Interval:** 00:01:09

**Scene Arrival Interval:** 00:10:28

**Triage Time:** 00:18:01

**Total Scene Time:** 00:22:55

**Transport Time:** 00:35:13

**Total Incident Interval:** 01:12:14

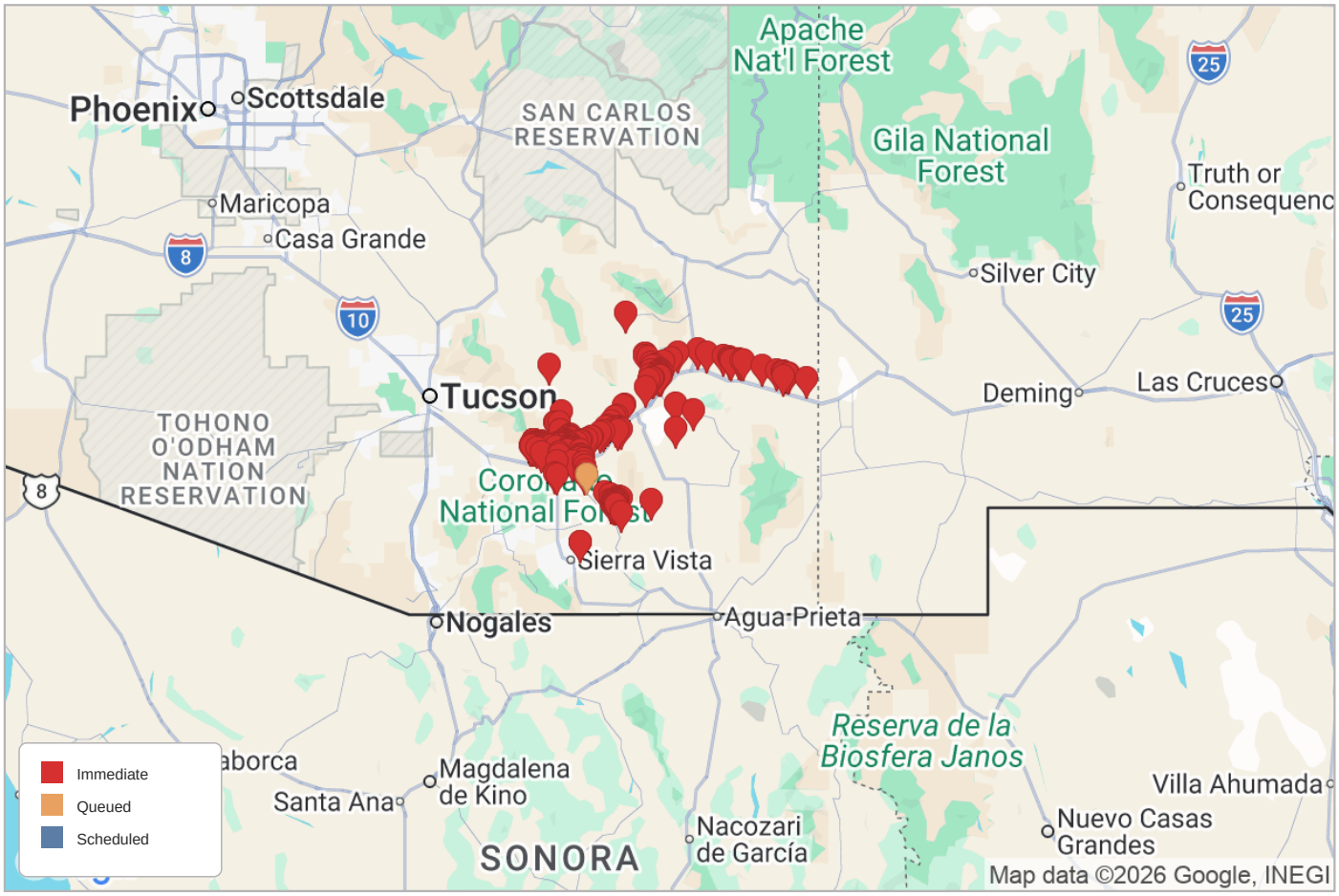

## Category Counts

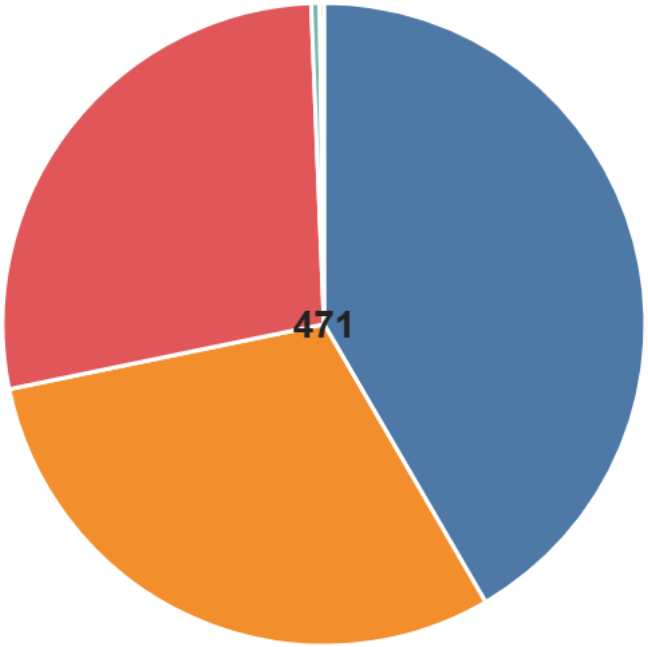


- Emergency - Code 3 (196)
- Non-Emergent - Code 1 (142)
- Interfacility (130)
- Unknown (2)
- Mutual Aid (1)

## Class Counts

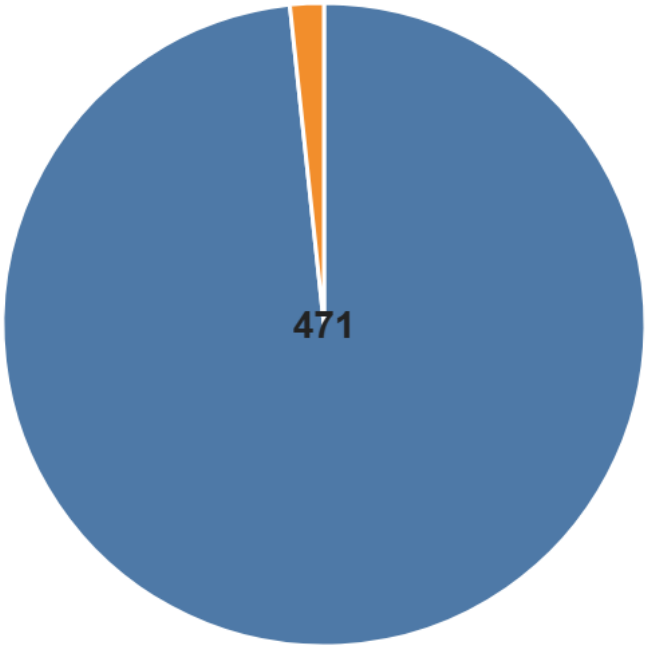


- Medical (463)
- Fire (8)

## Subcategory Counts

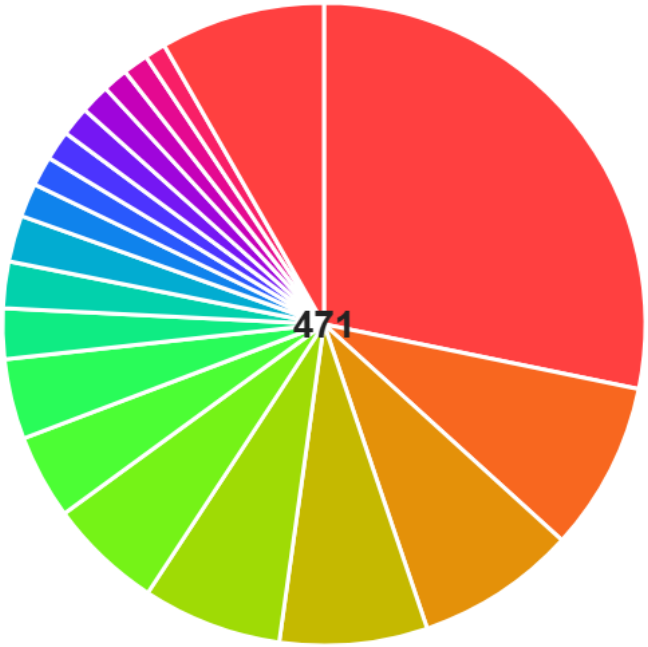


- Medical - Interfacility Transport (133)
- Medical - MVA (40)
- Medical - Sick Person (38)
- Medical - Fall Injury (35)
- Medical - Lift Assist (33)
- Medical - Breathing Problems (27)
- Medical - Chest Pain (20)
- Medical - Altered LOC (19)
- Medical - Seizure (12)
- Medical - Suicide Attempt (11)
- Medical - Bleeding (11)
- Medical - Heart Problem (8)
- Medical - Abdominal Pain (7)
- Medical - EMS - Standby (7)
- Medical - Cardiac Arrest (7)
- Medical - Trauma Injury (7)
- Medical - Stroke (6)
- Medical - Fainted Person (6)

## Disposition Codes

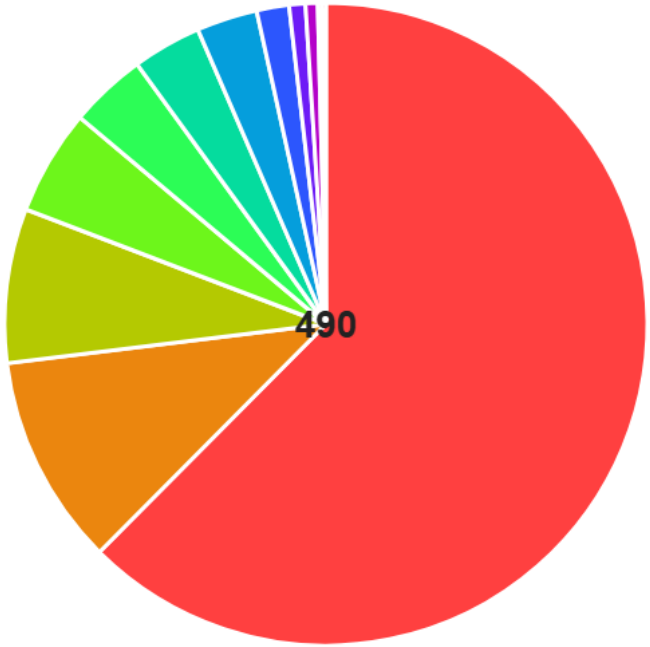


- TRN - Transported (306)
- CX - Cancelled (52)
- Transport Refused (38)
- Cancelled On-Scene (26)
- Public Assist - No Medical Need (19)
- Cancelled Enroute (17)
- TNT - Treat, no Transport (15)
- Transport by AIR Ambulance (8)
- Released to Law Enforcement Code 901 (4)
- Cancelled - Unable to Locate (3)
- DUP - Duplicate Call (1)
- Transport by Law Enforcement (1)