

# Achieving Your Ideal Weight Naturally

By John Clark M.D. [www.NorthernLightsHealthEducation.com](http://www.NorthernLightsHealthEducation.com)

## The Set Up

Brenda did not intend to be a bother. Her mother thought she wanted children, but her career was also very important to her. Her time with Brenda was sweet but short. Then she sought peace and quiet alone. Though Brenda cried from time to time, a bottle always seemed sufficient to quell the tears. Now when Brenda feels troubled, food always seems sufficient to ease the pain. It's almost as though mother was near.

Obesity is up in food-quieted infants. Babies are often fed to keep them quiet, when their real need may not be hunger. This can become a life long habit, often tied to emotional eating.<sup>1</sup>

Overweight girls are at increased risk of premature puberty. Since 1963 the number of 6 to 19 year olds carrying excess weight has risen by 275%.<sup>2</sup> Eighty percent of obese 10 to 14 year olds, from obese families, end up as obese adults.<sup>3</sup> Consequently, childhood diabetes,<sup>4</sup> osteoarthritis<sup>5</sup> and premature puberty<sup>6</sup> are at an all time high.

Obesity runs in families. Even the family dog is fat.<sup>7</sup> They say, the apple never falls far from the tree - you may be genetically "wired" for obesity. However it is your choices that determine you weight.<sup>8</sup> It has been said, genetics loads the gun—lifestyle pulls the trigger.<sup>9</sup>

## Statistics: Who Has Edge In Latest Polls?

Everyday in the United States 67% of adults are overweight or obese, and 19% of adults smoke. Everyday in the United States smoking is the #1 cause of preventable deaths while obesity is #2 and gaining.<sup>10</sup> The most prominent contributors to mortality in the United States in 1990 were tobacco (an estimated 400,000 deaths), diet and activity patterns (300,000), alcohol (100,000), microbial agents (90,000), toxic agents (60,000), firearms (35,000), sexual behavior (30,000), motor vehicles (25,000), and illicit use of drugs (20,000).<sup>11</sup>

Obesity is now at an all time high. In the US 67% men and 57% women are overweight or obese. Why? Because of a sedentary lifestyle, poor food choices, obsession with dieting, lack of time, etc.<sup>12</sup>

Poverty drains nutrition from family diet. Low energy dense food cost increased 20% in two years (2004-2006). High-energy dense food prices actually dropped 2%.<sup>13</sup> It's relatively inexpensive to get obese.

Looking at yearly maps of the United States from the CDC (Center for Disease Control) with states color coded for the levels of obesity, it becomes very clear that we have an epidemic of obesity in full swing. For example, Mississippi, in 1990 reported that 10%-14% of its population were obese; by 1995 that number had risen to 15%-19%; and by 2005, over 30%.

Dieting is up, but weight loss is down. At any one time, more than two-thirds of US adults are trying to lose weight or are avoiding weight gain.<sup>14</sup> Most of them regain the weight within five years.<sup>15</sup>

Obesity costs have soared to \$150 billion. Obesity-related health care costs in 2000 were \$117 billion.<sup>16</sup> The U.S. diet industry coups \$33 billion per year in diet books, diet foods, diet programs and weight-loss gimmicks.<sup>17</sup>

## Obesity: What Is It?

Obesity is based on Body Mass Index (BMI). The formula for BMI is weight (kg)/(height in cm)<sup>2</sup> or 703 x pounds/inches<sup>2</sup>. A BMI of 18.5 or less is

considered underweight; 18.5 < BMI < 25 ideal weight; 25 < BMI < 30 overweight; 30 > BMI < 35, obese (mild); 35 < BMI < 40, obese (moderate); and 40 < BMI obese (severe). There are charts available that make determining you BMI easier. Another useful way to access obesity is waist circumference. For men a waist circumference of greater than 40 inches and for woman a waist circumference of greater than 35 inches indicates obesity.<sup>18</sup> A large waist circumference is more dangerous than a high BMI for many of the diseases we will discuss.

	Normal					Overweight					Obese					Extreme Obesity													
BMI	19	20	21	22	23	24	25	26	27	28	29	30	31	32	33	34	35	36	37	38	39	40	41	42	43	44	45	46	47
Height (inches)	Body Weight (pounds)																												
58	91	96	100	105	110	115	119	124	129	134	138	143	148	153	158	162	167	172	177	181	186	191	196	201	205	210	215	220	224
59	94	99	104	109	114	119	124	128	133	138	143	148	153	158	163	168	173	178	183	188	193	198	203	208	212	217	222	227	232
60	97	102	107	112	118	123	128	133	138	143	148	153	158	163	168	174	179	184	189	194	199	204	209	215	220	225	230	235	240
61	100	106	111	116	122	127	132	137	143	148	153	158	164	169	174	180	185	190	195	201	206	211	217	222	227	232	238	243	248
62	104	109	115	120	126	131	136	142	147	153	158	164	169	175	180	186	191	196	202	207	213	218	224	229	235	240	246	251	256
63	107	113	118	124	130	135	141	146	152	158	163	169	175	180	186	191	197	203	208	214	220	225	231	237	242	248	254	259	265
64	110	116	122	128	134	140	145	151	157	163	169	174	180	186	192	197	204	209	215	221	227	232	238	244	250	256	262	267	273
65	114	120	126	132	138	144	150	156	162	168	174	180	186	192	198	204	210	216	222	228	234	240	246	252	258	264	270	276	282
66	118	124	130	136	142	148	155	161	167	173	179	186	192	198	204	210	216	223	229	235	241	247	253	260	266	272	278	284	291
67	121	127	134	140	146	153	159	166	172	178	185	191	198	204	211	217	223	230	236	242	249	255	261	268	274	280	287	293	299
68	125	131	138	144	151	158	164	171	177	184	190	197	203	210	216	223	230	236	243	249	256	262	269	276	282	289	295	302	308
69	128	135	142	149	155	162	169	176	182	189	196	203	209	216	222	229	236	243	250	257	263	270	277	284	291	297	304	311	317
70	132	139	146	153	160	167	174	181	188	195	202	209	216	222	229	236	243	250	257	264	271	278	285	292	299	306	313	320	327
71	136	143	150	157	165	172	179	186	193	200	208	215	222	229	236	243	250	257	265	272	279	286	293	301	308	315	322	329	338
72	140	147	154	162	169	177	184	191	199	206	213	221	228	235	242	250	258	265	272	279	287	294	302	309	316	324	331	338	346
73	144	151	159	166	174	182	189	197	204	212	219	227	235	242	250	257	265	272	280	288	295	302	310	318	325	333	340	348	355
74	148	155	163	171	179	186	194	202	210	218	225	233	241	249	256	264	272	280	287	295	303	311	319	326	334	342	350	358	365
75	152	160	168	176	184	192	200	208	216	224	232	240	248	256	264	272	279	287	295	303	311	319	327	335	343	351	359	367	375
76	156	164	172	180	189	197	205	213	221	230	238	246	254	263	271	279	287	295	304	312	320	328	336	344	353	361	369	377	385

## Is It Really Worth It?

Why lose weight? You may be wondering, "If everyone is gaining, why fight the current?" There are a number of good reasons to choose weight loss :

A clearer mind; a healthier body image; the avoidance of pain and depression; to reduce financial burden (health costs); to be around for your children and grandchildren; and to avoid disability and needing to be cared for by others, just to name a few. Life expectancy for the morbidly obese is reduced by 8 years in women and 20 years for men.<sup>19</sup> Shedding a few pounds can diminish the threat. Men participating in successful weight loss programs can reduce their risk of dying by 41%.<sup>20</sup> By dropping 20 to 29 pounds, diabetics can reduce their risk of dying by 33%.<sup>21</sup> It would be well to make weight loss a way of life. Continuous weight loss, approaching ideal body weight, can reduce the risk of diabetes by 30-50%.<sup>22</sup> If your health is failing, weight loss just may be the key to recovery. A five percent weight loss in obese individuals can result in improved blood sugar control, blood pressure, cholesterol and triglycerides.<sup>23</sup>

## The Bad News

Those tenacious extra pounds can be a little recognized source of disease. Eleven percent of cancer, 14% osteoarthritis, 17% heart disease and

hypertension, 30% gallbladder disease and 57% of diabetes can be attributed to obesity.<sup>24</sup>

To put it another way, the hidden cost of abundant fat can be calculated in the increased risk of other diseases. The risk of diabetes increases 244%-600%;<sup>25</sup> gallstones 400%-500%;<sup>26</sup> depression 400%;<sup>27</sup> sleep apnea risk increases 77%;<sup>28</sup> asthma risk is up 190%;<sup>29</sup> reflux 94%;<sup>30</sup> deep vein thrombosis (blood clots) 140%;<sup>31</sup> coronary heart disease 81%;<sup>32</sup> gout 200%;<sup>33</sup> female infertility 200%;<sup>34</sup> male infertility due to low sperm count 300%;<sup>35</sup> premenstrual syndrome (PMS) 180%.<sup>36</sup> Being very obese can increase the risk of dying by 140%;<sup>37</sup> stroke 70%;<sup>38</sup> stool and urine incontinence risk increases 45% and 150% respectively;<sup>39</sup> and risk of cirrhosis from fatty liver due to obesity is up 120%.<sup>40</sup>

---

## Increasing body weight is a strong risk factor for diabetes. Eighty percent of patients with Type 2 Diabetes are overweight or obese.

---

Increasing body weight is a strong risk factor for diabetes. Eighty percent of patients with Type 2 Diabetes are overweight or obese.<sup>41</sup> To further examine the diabetes risk, it is important to realize that for each 5 pounds of weight gained, the risk of diabetes goes up 10%.<sup>42</sup> The risk of getting diabetes sometime during a person's life is 7% for underweight people, 15% for normal weight people, 26% for overweight people, 44% for obese people, and 57% for the very obese.<sup>43</sup> The fat most implicated in diabetes and its complications is what is called central, visceral or organ fat.<sup>44</sup> This is fat that is inside the body surrounding the abdominal organs. This fat is always kept at the higher body core temperature. This fat is the source of oxidized free radicals of fat and cholesterol.<sup>45</sup> Diabetics tend to have more of this type of fat.<sup>46</sup> Visceral obesity also leads to elevated triglycerides and reduced HDL levels substantially increasing the risk of coronary heart disease.<sup>47</sup>

The link between higher body fat and cancer risk is also related to the fat cells' involvement in hormone production. It is very hard to have breast cancer in the absence of estrogen. Excess estrogen production in obese women gives them a poorer prognosis with breast cancer.<sup>48</sup> Obesity increases the risk of other cancers too:

ovarian cancer 14%; non-Hodgkin's lymphoma 17%; pancreatic cancer 24%; multiple myeloma 31%; breast cancer in postmenopausal women 40%; leukaemia 50%; kidney cancer 53%; colorectal cancer 61%; adenocarcinoma of the esophagus 138%; and endometrial cancer 189%.<sup>49</sup>

Blood pressure also increases with rising obesity. A 13 lb weight gain increases the risk of hypertension by 36%; 24 lbs by 64%; 35 lbs by 132%; 46 lbs by 191%; and 55 lbs or more by 265%. On the other hand, weight loss can decrease the risk. A 14 lb weight loss can reduce the risk by 24% and weight loss of 22 lbs or more can reduce the risk by 53%.<sup>50</sup>

Weight gain increases the risk of back pain and arthritis. Back pain increases significantly with weight gain.<sup>51</sup> Pressure from excess weight flattens the inter-vertebral discs causing them to deteriorate and resist rejuvenation.<sup>52</sup> An excessive waist with its increased visceral fat may swell the risk of arthritis more than absolute BMI.<sup>53</sup> Normal weight people have a risk of arthritis of only 17%; for the very obese the risk climbs to 44%.<sup>54</sup>

Extra large clothes accompany extra large skin problems.<sup>55</sup> If you find yourself buying those extra large clothes sizes you can be sure you also have a lot more skin that you were born with. Skin diseases increase in the obese from altered skin blood flow and physiology.<sup>56</sup>

Remember Alzheimer's disease? Diabetes and obesity quadruple the risk of developing Alzheimer's.<sup>57</sup>

Aggressive weight loss may ease hypothyroidism. About 10% of obese subjects are hypothyroid. Weight gain has been associated with hypothyroidism while weight loss has normalized it.<sup>58</sup>

Depression stalks the obese. Depression doubles the risk of obesity. Depressed people eat about 20% more calories than their non-obese counterparts.<sup>59</sup> And it works both ways. Obesity quadruples the risk of depression.<sup>60</sup>

Social isolation increases with obesity. Obesity in women is associated with: lower individual earnings, few friends outside the family circle, and long-term unemployment.<sup>61</sup>

Illness related work absenteeism is increased in the obese. Obese employees are 80% more likely to experience work absences and are absent 3.7 more days per year than non-obese people.<sup>62</sup>

The obese population may be living longer with better-controlled risk factors, but are paradoxically experiencing more disability. Obesity increases the risk of serious disability by 175%. Obese individuals have twice the risk of being unable to perform the activities of daily living.<sup>63</sup>

### Conquering Obesity Naturally

You choose! You are a reflection of the choices you've committed to. Your life and health habits are yours alone. Be the best you can be. The choice is yours.

Health: healthy weight, not lowest weight. The ultimate goal is health and healthy weight for your entire lifetime. With the right focus you will have increased energy, better self-esteem, more personal control, and a positive attitude. Eat for the long haul; choose a life-long plan.

Are you ready to change? Internal motivation is better than external. What you choose to do for yourself is more lasting and satisfying than what someone else pressures you to do.

Only a fool has to learn everything by his own experience. Be realistic—make small changes over time. Be adventurous—expand your tastes, try new dishes. Be flexible—balance your food and activity over several days. Be sensible—enjoy food in moderation. Be active—walk the dog, ride a bike, push a stroller.

### Exercise Can Be Great Fun

Physical activity predicts success. Choose something you enjoy, preferably out doors in the open air and sunshine. Get at least sixty minutes, combined total, most days, and you will enjoy the benefits: healthy weight, healthy heart, strong bones, great sleep, stress relief, increased energy, and a positive and confident outlook!

Why exercise? Weight will reduce with diet alone, but muscle mass and bone density will disappear too. Exercise maintains muscle mass<sup>64</sup> and bone density<sup>65</sup> while fat is lost. It also increases aerobic capacity for better cardiovascular fitness.<sup>66</sup>

As already mentioned, sedentary lifestyle accelerates risk of obesity. In fact, an 8-hour sedentary job increases the risk of obesity by 20%, and of diabetes by 28%.<sup>67</sup>

Get your beauty rest. Children sleeping less than 9 hours are at increased risk of obesity.<sup>68</sup>

You can tip the balance in the battle of the bulge. Obesity results from an imbalance between energy intake and energy expenditure. Environmental factors, such as the increased availability of high caloric food or the decreased need for physical activity, contribute to its development.<sup>69</sup> A delicate balance exists within the human body. Weight depends upon the balance of energy input from diet, against energy expenditure through exercise. The balance is also affected by basal metabolic rate. When the total energy input exceeds expenditure, weight gain occurs. Many people eat as though they were going to be doing hard physical labor when in fact they are not. This creates an environment for obesity. You will find success then your eating matches your energy and weight loss needs.<sup>70</sup>

Weight gain is often the result of biological and cultural mismatches to the modern environment where there are strong signals to eat; weak signals to stop eating; increased availability of high calorie dense food; eating is rewarded; there are no viable alternatives at times; and overeating is considered of high status.

On the other hand activity is associated with weak signals to continue and strong signals to stop; reduced availability; inactivity is applauded; inactivity I made a viable alternative and given a high social status.. This plays into the concept of eating to live, versus living to eat. Many people eat as though they were preparing for a long day of heavy physical labor when in reality their lives are pretty sedentary. If we eat to live, we match our energy intake to our expected energy expenditures and this helps keep our weight stable. If we live to eat, our energy intake exceeds our energy needs and obesity ensues. The wise man commented on this principle in this way, "Blessed art thou, O land, when thy king is the son of nobles, and thy princes eat in due season, for strength, and not for drunkenness!"<sup>71</sup>

Do something you like and enjoy. Exercises shown to be beneficial include: walking, running, aerobics (both in water and in the gym),<sup>72</sup> and intermittent exercise especially on accessible home equipment.<sup>73</sup>

How much do I need to exercise? You may have limitation that will need to be overcome, but we suggest at least sixty minutes daily. The best times are before breakfast,<sup>74</sup> and after meals. Exercising after meals results in greater energy expenditure,<sup>75</sup> while decreasing blood sugar and insulin levels in diabetics.<sup>76</sup> Moderate exercise is as beneficial as intense, and short bouts are as effective as long (meaning you don't have to do all sixty minutes at one time).<sup>77</sup>

Walking is a little appreciated health booster. Each hour of brisk walking per day reduces the risk of obesity by 24% and diabetes by 34%.<sup>78</sup>

A ten year exercise study was conducted which revealed that an active lifestyle prevents weight gain and a sedentary lifestyle with little recreational activity increases the risk of weight gain by 200% for men and 300% for women.<sup>79</sup>

#### Knee Pain Cripples Weight Loss: Not So According to New Studies

"But I can't exercise, I have a knee with arthritis and it hurts to walk", you may be saying, like so many others.

In a study of people with knee arthritis, six months of weight loss and exercise actually improved knee pain, disability,<sup>80</sup> walking gait and the performance of a six-minute walk distance test, and a timed stair-climbing test.<sup>81</sup> Samples of knee fluid actually showed decreased inflammatory markers.<sup>82</sup> You "rust" out before you wear out. Most arthritis pain will improve with exercise. Weight loss helps too; a 10% weight reduction improves knee function by 28% in patients with osteoarthritis.<sup>83</sup>

#### The Weight Of The Benefits

Exercise yields great dividends in weight loss. Exercise increases: muscle strength and bulk; bone mineral density; insulin sensitivity;<sup>84</sup> the immune system;<sup>85</sup> self-control around food;<sup>86,87</sup> HDL "good" cholesterol<sup>88</sup> and maintains weight loss over the long term.<sup>89</sup> Exercise decreases: visceral or central fat<sup>90,91</sup> and waist-hip ratio;<sup>92</sup> the body's physiological response to stress;<sup>93</sup> high blood pressure;<sup>94</sup> cholesterol and triglycerides;<sup>95</sup> cardiac risk factors;<sup>96</sup> oxidative stress;<sup>97</sup> and the risk of gallstones.<sup>98</sup> Of particular importance is the way aerobic fitness curbs cardiac deaths. Being cardio-vascularly fit can reduce the risk of mortality from obesity by 75%.<sup>99</sup>

Need slow motion? Eat a western diet. The western diet slows people down physically and makes them sedentary, reducing energy expenditure and increasing weight gain.<sup>100</sup>

#### Bring Out The Fork: We're Going To Talk Diet Now!

Top diets boast whole plant foods.<sup>101</sup> People adopting a whole plant food diet can lose almost three times as much weight in a year as those choosing other diet methods. And people choosing a whole plant food diet as a means of weight loss are four times more likely to stick with their chosen diet.<sup>102</sup>

By the way, a word of caution: when you go on a whole plant food diet, and your health problems start to resolve, you may need to have your medications adjusted. This is especially true for diabetic medications and blood pressure medications.

#### Avoid Wearisome Diets

It's not just a diet; it's a lifestyle change! Be aware of fad diets. Steer clear of these claims: fast, easy weight loss; breakthrough miracle; banish fat; secret formula; new discovery; cure; balances hormones; enzymatic process. Is the author credible? Be cautious about diets that advocate magic or miracle foods; rapid weight loss or quick fixes; no exercise; rigid menus; specific food combinations; recommendations based on a single study or studies published without a peer review; and promises that sound too good to be true.

New research shows that using artificially sweetened foods and drinks to manage weight could backfire. Artificial sweeteners confuse the mind's ability to judge calorie content, making people who use diet drinks or diet foods crave more calories.<sup>103</sup> People who use diet drinks have been shown to eat more calories, especially carbohydrates.<sup>104</sup>


Some fad diets are especially worrisome. Colorectal cancer risk increased four fold with consumption of high-fat, high-protein, and low-carbohydrate diets.<sup>105</sup> By contrast, low-fat, high-carbohydrate diets of whole plant foods increase intake of: fiber, bio-available calcium; vitamins; minerals; cancer preventing antioxidants and phytochemicals which lower risk for heart disease, cancer, osteoporosis, diabetes and high blood pressure.

#### Whole Plant Foods

You can eat all you want and still lose weight, if you choose only whole plant foods. In one study eating unlimited amounts of fruits and vegetables led to a fourteen pound weight loss over six months and seventeen pounds over twenty five months.<sup>106</sup>

Fruits and vegetables are the mainstay of successful weight loss. In one 2-year study, individuals on a vegan diet lost 3 ½ times more weight than those on just a low-fat diet.<sup>107</sup> Eating more fruit, vegetables, and whole grains improves weight loss and maintenance of weight loss, cholesterol and triglycerides and blood pressure.<sup>108</sup>

Low energy dense foods aid weight loss. Weight loss is three times greater for people who eat low energy dense foods than for those who just choose "low-fat" foods.<sup>109</sup> Caloric or energy density is the key to satisfying cravings and weight-loss. Caloric density is a measure of the number of calories per gram in a serving of food. Studies show that normal-weight persons eat lower energy dense foods than obese persons. Persons on a diet high in fruit and vegetables have the lowest energy density values and the lowest amount of obesity.<sup>110</sup> Energy density is key to understanding why eating fruits and vegetables can help in a weight management program. Energy density is the number of calories a food has for its weight. Foods with high calories for their weight, such as oils and fats, are high-energy-dense foods. They usually have between 4 to 9 calories per gram. These include snack foods, cheeses, butters, meats, and gravies. Medium-energy-dense foods have fewer calories per gram of weight, usually between 1.5 to 4 calories per gram. These foods include bagels, whole grain breads, hummus, dried fruits, and vegetarian ravioli. Low-energy-dense foods typically range in calorie content from 0 to 1.5 calories per gram and include fresh fruits and vegetables, beans, and whole grains. In one study, people given a low calorie dense, unrefined diet ate 50% fewer calories. What's more, they took 33% longer to eat their food, increasing satiety (satisfaction).<sup>111</sup>



Make a trade agreement that will boost your health index. Reduce the number of daily calories consumed by substituting low-energy-dense fruits, vegetables, whole grains, and legumes for high-energy-density foods.<sup>112</sup> Eat your fruits and vegetables. Fat content increases the energy density of foods.

Water and fiber in foods increase volume and reduce energy density. In their natural state, fruits and vegetables have high water and fiber content and are low in fat and energy density.<sup>113</sup>

Feel satisfied on fewer calories. People tend to eat the same volume regardless of the calorie content.<sup>114</sup> <sup>115</sup> It is volume more than calories that makes people feel full.<sup>116</sup> Eating low-energy-dense, high-nutrient dense fruits and vegetables brings satisfaction without the calories.

Energy substitutes can slash weight gain. To lower the energy density of foods, such as soups, sandwiches, and casseroles, substitute fruits and vegetables for some of the ingredients that have higher energy density, such as high-fat meats, cheeses, and pasta.<sup>117</sup>

One high-energy-dense calorie source is juice. Juice drinkers consumed calories eleven times faster than whole fruit eaters. Whole fruit contains fiber while juice has none. Sauce eaters consumed calories three times faster than whole fruit eaters.<sup>118</sup> The appetite is satisfied better with whole fruit.<sup>119</sup>

Canned food is a poor substitute. Frozen or canned fruits and vegetables are good options when fresh produce is unavailable. Choose items without added sugar, syrup, cream sauces, or salt. Salt can make you eat more and go for calorie-laden drinks.<sup>120</sup>

Vegetables dominate the low calorie class. Vegetables tend to be lower in calories than fruit. Substituting more vegetables than fruit for foods of higher energy density can be helpful in a weight management plan.

Don't get blitzed by hidden calories. Some desserts that include fruit may also have high calorie, fat, and sugar content. Breading and frying vegetables or adding high-fat dressings and sauces greatly increase the calorie and fat content of the dish.<sup>121</sup> You can have variations on the dessert theme. Desserts tend to be very energy dense.<sup>122</sup> The stomach actually increases in volume when sweet, sugar laden foods are eaten at the end of a meal.<sup>123</sup> Fresh fruit makes a good, weight sensitive, dessert substitute. In one study, overweight people were more likely to order dessert if the waitress provided an appetizing description and encouraged them to order it.<sup>124</sup>

You may be wondering, "Should I avoid nuts?" given their high calorie content. And while I would urge moderation, in one study participants who ate nuts two or more times per week had a 30% lower risk of weight gain. Nuts have been found to be cardio-protective<sup>125</sup> and to reduce diabetes risk.<sup>126</sup>

#### Fiber: A Dieters Friend

Fiber contains no calories; is not a nutrient, but is vital for good health. A 14 gram increase in daily fiber intake reduces calorie consumption by 10% and promotes weight loss.<sup>127</sup> Increased fiber consumption from whole grains cuts the risk of weight gain in half. Refined grain products have the opposite effect.<sup>128</sup> Other benefits of fiber are: enhanced blood sugar control; decreased insulin levels;<sup>129</sup> lower cholesterol;<sup>130</sup> reduced calorie assimilation by the body;<sup>131</sup> and reduced hunger.<sup>132</sup>

Toast cuts blood sugar levels. Toasting bread lowers blood glucose response by 25%, which is a good thing.<sup>133</sup>

#### Chew On This

Appetite is reduced by nerve feedback to the brain stimulated by chewing.<sup>134</sup> The more you chew, the less food it takes to satisfy you.<sup>135</sup> Choosing foods that require more chewing can help reduce calorie intake.

#### Food Additives: Better Living Through Chemistry.

Mono sodium glutamate (MSG) may cause obesity.<sup>136</sup> MSG is used in laboratory animal to induce obesity and diabetes.<sup>137</sup> Fructose is another culprit.<sup>138</sup> Fructose ingestion increases obesity—especially abdominal

obesity.<sup>139</sup> It also increases triglycerides and cholesterol,<sup>140</sup> oxidative stress,<sup>141</sup> diabetes and diabetic complications such as retinopathy.<sup>142</sup>

#### Liquids and Liquid Meals

Ditch the soda if you're trying to lose weight. Sodas decreased the feel of being satisfied and increased subsequent overeating.<sup>143</sup> One additional soda per day raises the risk of obesity by 60%.<sup>144</sup> The calories of two sodas consumed every day can add 30 lbs in a year.

Dehydration and salt overload are associated with increased obesity.<sup>145</sup> Thirsty people tend to drink soda and eat when what they really need is water.<sup>146</sup> Dehydration increases cancer, diabetes, cardiovascular disease, and hypertension.<sup>147</sup>


Water is still the best beverage. Historically water is the only liquid man consumed after being weaned. Modern man consumes a variety of liquids that require digestion. The body does not handle liquids that require digestion as well as solid food.<sup>148</sup> Our recommendation is that only water be consumed between meals. Digestion is better if a meal has not been diluted with any liquid. Water, taken thirty minutes before mealtime has been shown to significantly reduce calorie intake.<sup>149</sup>

#### Snacking: Is It A Culprit In Your Diet?

Snacking between meals dramatically increases the number of daily calories consumed. Obese individuals consume significantly more sweet, fatty snacks.<sup>150</sup> Snacking women have a 38% higher risk of obesity and snacking men have a 88% higher risk of obesity.<sup>151</sup>

#### Trigger Foods That Can Ignite A Raging Appetite

The taste of fat increases the amounts of food people eat.<sup>152</sup> Sugar and fat work by weakening food satisfaction signals to the brain and activating hunger signals.<sup>153</sup> <sup>154</sup> Dietary fat intake affects obesity.<sup>155</sup> Obesity rates of countries can be predicted by how much fat their population eats. In one study, cutting fat intake by 10% (from 37% down to 27%) led to a quarter pound loss per week.<sup>156</sup> One source of high fat, low fiber food is fast food. Watching television three hours/week and eating fast food twice/week increases the risk of obesity and diabetes by 160%.<sup>157</sup> Another source of high



fat, low fiber food is meat. This is why carnivores carry more weight. Meat eaters have been shown to weigh significantly more than vegetarians.<sup>158</sup> High fiber cereal, fruit, and overall fiber intake are associated with lower BMI. Hamburger, beef, fried chicken, eggs, bacon or sausage, and hot dogs are all associated with higher BMI.<sup>159</sup> <sup>160</sup>

"Gotcha" foods that won't let you go. You need to be aware of some foods that have addictive properties. Addictive foods include chocolate, dairy products (especially cheese) and refined carbohydrates.

Chocolate is just as addictive as drugs. To increase addiction, chocolate stimulates the same opioid receptors in the brain as morphine.<sup>161</sup> Another drawback is the amount of sugar and fat it takes to make chocolate palatable.

The addictive nature of sugar generates phenomenally high levels of obesity.<sup>162</sup> Like cocaine, sugar elevates the addiction hormone dopamine in the brain.<sup>163</sup> The body can actually get caught in a vicious cycle of sugar consumption. Refined carbohydrates such as sugar, but not just sugar, elevate insulin. Insulin increases abdominal obesity and carbohydrate craving.

Abdominal obesity increases insulin resistance requiring the body to produce even more insulin. Higher insulin levels stimulate more carbohydrate craving. And the saga goes on as the weight piles up and diabetes ensues.<sup>164</sup>

The addictive world of animal products is a real source of obesity. Morphine like substances (beta-casomorphins) in dairy products, especially cheeses, make them very hard to give up.<sup>165</sup>

#### Beer Belly

Everyone should know the facts about alcohol and obesity.<sup>166</sup> Alcohol intake is associated with abdominal obesity and elevated diabetes risk.<sup>167</sup>

#### Birds Of A Feather Flock Together

Eating with others can be a source of uncontrolled calorie consumption. If eating with others, choose dining companions who share your weight control values.<sup>168</sup>

For those who like to be aware, the midcycle binge can be a source of uncontrolled calorie consumption. The ovulation phase of the menstrual cycle is associated with significantly more food intake.<sup>169</sup>

#### Portion Size Inflation

Can food sneak up on you? Portion sizes sure have. Portion size inflation has definitely occurred between 1977 and 1996; french fry serving size is up 16% or 70 kcal; hamburger sizes is up 25% or 100 kcal; soft drink size is up 50% or 50 kcal; total calories consumed by Americans is up 11%; and the number of calories eaten away from home is up 53%.<sup>170</sup> Size does matter. Here are some tips on portion size management: all food to be eaten at one meal placed on plate at the beginning of the meal; purposely reduce customary portion sizes; substitute low-energy-dense foods for high-energy-dense foods; and chew the smaller portions for the same amount of time normally taken to eat larger portions.<sup>171</sup>

#### One Of Each Please—Variety Stimulates Gluttony (There Go The Potlucks!)

Greater variety is associated with greater food consumption and greater body weight.<sup>172, 173</sup> Do not have too great a variety at a meal; three or four foods are plenty.

#### Caloric Restriction

Reducing the number of calories you eat in a day is referred to as caloric restriction. Calorie or energy restriction can restore an immune system impaired by obesity. Obesity impairs the immune system. Caloric restriction has been shown to help restore the immune system.<sup>174</sup> The Okinawan experience has taught us a lot about caloric restriction. The Okinawans eat 40% fewer calories than Americans, have 80% fewer breast and prostate cancers and 50% fewer ovarian and colon cancers.<sup>175</sup> There are some cautions to SEVERE caloric restriction. Some people just eat less of their malnourished diet—the same diet with nutrient deficiencies that leaves them craving food even though they are getting heavier all the time. Side effects of severe calorie restricted diets include: orthostatic hypotension (lightheadedness upon standing), fatigue, cold intolerance, dry skin, hair loss, menstrual irregularities, cholelithiasis (gallstones), cholecystitis (inflammation of the gallbladder) and pancreatitis (inflammation of the pancreas).<sup>176</sup>

#### Meal Times

Eveningwear: you tend to wear the food you eat in the evening.<sup>177</sup> People who eat in the evening gain more weight.<sup>178</sup>

Breakfast precedent: start off on the right foot. People who eat high-energy dense breakfasts eat higher energy dense lunches, whereas people who eat low-energy dense breakfasts eat lower energy dense lunches.<sup>179</sup> Skipping

breakfast increases insulin resistance and raises fasting cholesterol levels.<sup>180</sup> Skipping breakfast increases student obesity 120%.<sup>181</sup>


Punctuality pays off in meal patterns and frequency. Meal regularity significantly lowers the risk of adolescent obesity.<sup>182</sup> People who eat their meals at the same time everyday; consume fewer calories; have better insulin sensitivity; have lower cholesterol levels and maintain a higher fat burning metabolism.<sup>183</sup> We recommend two (preferable) or three meals a day, eaten at exactly the same time every day. A two meal a day plan lowers cancer risk. Compared to the two meal a day program, colon cancer risk rises 70% with 3 meals a day, and 90% for 4.<sup>184 185</sup> The risk of colon cancer is increased by snacking. For each time snacking is engaged in throughout the day, the risk of colon cancer goes up 60%.<sup>186</sup>

“But I’m hungry, I don’t want to wait till mealtime.” Throw a wet blanket on persistent hunger. Hunger, other than at meal times, can often be quenched with a glass of ice-cold water. If you feel that you must eat at night, take a drink of cold water, and in the morning you will feel much better for not having eaten.<sup>187</sup>

#### Emotions and the Body

Happy, sad, bored, lonely: bring on the food! Some people are emotional eaters, meaning that they eat more when experiencing certain emotions. When these people are stressed or emotional they eat more sweet/high-fat foods and consume meals that have higher energy density.<sup>188</sup> These emotions often have their basis in childhood experiences. A ten year study of 9 to 10 year olds showed that: parental neglect: increased the risk of adult obesity 7 times (700%). Children characterized as “dirty and neglected” had 10 times the risk of adult obesity.<sup>189</sup> Obesity can be triggered by

childhood stress.<sup>190</sup> The obese are more likely: to be depressed; to report childhood abuse histories; to have non-secure attachment styles; and report eating in response to anger, sadness, loneliness, worry, and being upset.<sup>191</sup> Abuse raises the risk of obesity 23% higher for verbal abuse; 27% higher for physical abuse; and 34% higher for sexual abuse.<sup>192</sup> In some cases, obesity is an individual’s way of dealing with fear of intimacy. It is a way of keeping others at a distance.



Obesity: feast or famine? Being insecure about the availability of food is associated with a 30% increase in obesity.<sup>193</sup> Many of us have been programmed, possibly as a result of the great depression of 1929, to save for the future. Fear of want or loss drives a lot of our decisions. The Bible addresses this propensity to trust to what man can do in this way, “And deliver them who through fear of death were all their lifetime subject to bondage.”<sup>194</sup> Jesus Christ came to put these fears away and give us peace and rest.

Don’t go crazy: weight loss reduces psychological symptoms. One study revealed that weight loss was associated with improvements in: psychotic traits; paranoid ideation; irritability; interpersonal sensitivity; emotional stability; nervousness and sociability.<sup>195</sup>

Dealing with obesity may involve dealing with stress for many people.<sup>196</sup> Stress management is more successful if accompanied by improvements in spiritual health.<sup>197</sup> Maybe this is because of Jesus’ promise, “Come unto me, all ye that labor and are heavy laden, and I will give you rest.”<sup>198</sup> Joining a group with a leader and organized activities reduces stress and improves weight loss.<sup>199</sup> Successful stress management has been shown to improve cholesterol, triglycerides, hemoglobin a1c (in diabetics), hostility scores and weight reduction.<sup>200</sup>

Studies of people with longterm weight loss success show that they: exercise 30-60 minutes a day regularly, including some weight lifting; plan their meals, maintaining a consistent eating pattern across weekdays and weekends; track calories, fat, and portion sizes; eat low-calorie, low-fat foods; eat breakfast regularly ;and self-monitor weight. Studies of people with longterm weight loss success show that they do not make excuses for not exercising like: no time, too tired to exercise, no one to exercise with, or too hard to maintain exercise routine. People with longterm weight loss do not make excuses for not dieting such as: eat away from home too often, or diet/health food costs too much. Studies of people with longterm weight loss success also show that they do not use over-the-counter weight loss products.<sup>201, 202</sup> One of the best predictors of success in weight loss is the monitoring of food and activity. Diary keepers score big.

Brain scans shed light on why people overeat. Self-control is a function of the front part of the brain, the frontal lobes. People successful at restraining their appetites and losing weight have been shown on brain scans to have more active frontal lobes.<sup>203</sup> We have been given the power of choice. With exercise this power is able to help with weight control. "Choose you this day whom ye will serve."<sup>204</sup>

TV down time: down the chips, down the cola, down the beer.<sup>205</sup> Television viewing while eating increases food intake by an average of 228 kcal.<sup>206</sup> Television viewing, two or more hours per day, increases the risk of weight gain by 35%.<sup>207</sup>

#### Power To Succeed

Temptations to the indulgence of appetite possess a power that can be overcome only by the help that God can impart. But with every temptation we have the promise of God that there shall be a way of escape. Why, then, are so many overcome by temptation? It is because they do not put their trust in God. They do not avail themselves of the means provided for their safety.<sup>208</sup>

The standard is Jesus Christ. After fasting for forty days in preparation for ministry he said, "Man shall not live by bread alone, but by every word that proceedeth out of the mouth of God."<sup>209</sup>

One of the principles He taught and lived was to think outside of ones-self. His philosophy as expressed and lived was, "The Son of Man came not to be ministered unto, but to minister, and to give his life a ransom for many."<sup>210</sup> One way to think of this in respect to obesity is that in this world we are to be producers rather than just consumers. Is the world going to be a better place for our having lived in it?

We must recognize and own our problems. When we see ourselves in contrast to Jesus, we feel shame and come to Him in repentance and confession. We admit that we did it to ourselves—that our habits and cravings have controlled us and that without His power to overcome we are doomed to obesity.

**Yield To Victory: Choose Life.** Seeing Him as the great pattern of goodness and temperance we yield our whole heart to Him and choose to serve Him—make Him Lord of our life. In choosing to serve God, in giving Him the choices of our will, our whole nature comes under His power.

**Take Life!** We cannot of ourselves excuse the past that has brought on obesity or change our hearts; but having given ourselves to God, we believe that He for Christ's sake does all this for us. By faith we became Christ's, and by faith we are to grow up in Him--by giving and taking. We give all; our hearts, our wills, our service, give ourselves to Him to obey all His requirements; and we take all; Christ, the fullness of all blessing to abide in our hearts, to be our strength, our righteousness, our everlasting helper; to

give us the power to obey, the power to overcome the habits and cravings that leave us obese.

Die to self, appetite, and inactivity. When the craving comes, die to the temptation and choose the power of God to resist. The advice is, "Submit yourselves therefore to God. Resist the devil, and he will flee from you."<sup>211</sup>

Have a replacement. When the urge comes to violate your good judgment, be ready with an alternate activity or plan. Ask God for power and when you have an urge to eat; take a walk. When you have an urge to snack, drink cool water. When the urge comes to take more food than is wise, take even less. You will need to come up with your own alternatives with God's help. "When the enemy shall come in like a flood, the Spirit of the LORD shall lift up a standard against him."<sup>212</sup>

Here is a valuable promise, "There hath no temptation taken you but such as is common to man: but God is faithful, who will not suffer you to be tempted above that ye are able; but will with the temptation also make a way to escape, that ye may be able to bear it."<sup>213</sup>

In this way you will find true satisfaction. If you are not right with God, "ten women shall bake your bread in one oven, and they shall deliver you your bread again by weight: and ye shall eat, and not be satisfied."<sup>214</sup> On the other hand, "The meek shall eat and be satisfied: they shall praise the LORD that seek him: your heart shall live for ever."<sup>215</sup>

Once you are on the track to optimal health (and you WILL be on the track to optimal health) find someone else to help, its part of the program. "And if thou draw out thy soul to the hungry, and satisfy the afflicted soul; then shall thy light rise in obscurity, and thy darkness be as the noonday: And the LORD shall guide thee continually, and satisfy thy soul in drought, and make fat thy bones: and thou shalt be like a watered garden, and like a spring of water, whose waters fail not."<sup>216</sup> We are blessed in blessing others. It is more blessed to give than to receive.

#### The Bottom Line

Obesity is at an all time high, largely because people are eating high calorie foods while engaging in little or no calorie burning physical activity.

The key is to replace high-energy food items with unrefined whole plant food items, replace all beverages with water, and replace sedentary habits with physical activity.

<sup>1</sup> Erlanson-Albertsson C, Zetterström R. The global obesity epidemic: snacking and obesity may start with free meals during infant feeding. *Acta Paediatr.* 2005 Nov;94(11):1523-31.

<sup>2</sup> <http://www.cdc.gov/nchs/data/has/hus06.pdf#073>

<sup>3</sup> Whitaker RC, Wright JA, Pepe MS, Seidel KD, Dietz WH. Predicting obesity in young adulthood from childhood and parental obesity. *N Engl J Med.* 1997 Sep 25;337(13):869-73.

<sup>4</sup> Hannon TS, Rao G, Arslanian SA. Childhood obesity and type 2 diabetes mellitus. *Pediatrics.* 2005 Aug;116(2):473-80.

<sup>5</sup> Edmunds L, Waters E, Elliott EJ. Evidence based paediatrics: Evidence based management of childhood obesity. *BMJ.* 2001 Oct 20;323(7318):916-9.

<sup>6</sup> Lee JM, Appugliese D, Kaciroti N, Corwyn RF, Bradley RH, Lumeng JC. Weight status in young girls and the onset of puberty. *Pediatrics.* 2007 Oct;120(4):924-5.

<sup>7</sup> German AJ. The growing problem of obesity in dogs and cats. *J Nutr.* 2006 Jul;136(7 Suppl):1940S-1946S.

<sup>8</sup> Hill JO. Understanding and addressing the epidemic of obesity: an energy balance perspective. *Endocr Rev.* 2006 Dec;27(7):750-61.

<sup>9</sup> Bray GA. The epidemic of obesity and changes in food intake: the Fluoride Hypothesis. *Physiol Behav.* 2004 Aug;82(1):115-21.

<sup>10</sup> Kushner RF. Roadmaps for Clinical Practice: Case Studies in Disease Prevention and Health Promotion— Assessment and Management of Adult Obesity: A Primer for Physicians. Chicago, Ill: American Medical Association; 2003.

<sup>11</sup> McGinnis JM, Foegen WH. Actual causes of death in the United States. *JAMA.* 1993 Nov 10;270(18):2207-12.

<sup>12</sup> Flegal KM, Carroll MD, Ogden CL, Johnson CL. Prevalence and trends in obesity among US adults, 1999–2000. *JAMA.* 2002;288:1723–1727.

<sup>13</sup> Monsivais P, Drewnowski A. The rising cost of low-energy-density foods. *J Am Diet Assoc.* 2007 Dec;107(12):2071-6.

<sup>14</sup> Serdula MK, Mokdad AH, Williamson D, Galuska DA, Mendlein JM, Heath GW. Prevalence of attempting to lose weight and strategies for controlling weight. *JAMA.* 1999;282:1353–1358.

<sup>15</sup> Clinical Guidelines on the Identification, Evaluation, and Treatment of Overweight and Obesity in Adults—The Evidence Report. National Institutes of Health. *Obes Res.* 1998 Sep;6 Suppl 2:S1S-209S.

<sup>16</sup> Stein CJ, Colditz GA. The epidemic of obesity. *J Clin Endocrinol Metab.* 2004 Jun;89(6):2522-5.

<sup>17</sup> LAST AR, WILSON SA. Low-Carbohydrate Diets. *Am Fam Physician* 2006;73:1942-8, 1951.

<sup>18</sup> Kushner RF. Roadmaps for Clinical Practice: Case Studies in Disease Prevention and Health Promotion— Assessment and Management of Adult Obesity: A Primer for Physicians. Chicago, Ill: American Medical Association; 2003.

<sup>19</sup> Fontaine KR, Redden DT, Wang C, Westfall AO, Allison DB. Years of life lost due to obesity. *JAMA.* 2003 Jan 8;289(2):187-93.

---

**While many of us did somehow suffer neglect and some even abuse in our childhood, we have the choice to forgive, to let go and move on. With God this is possible, if we will but ask Him.**

---

- <sup>20</sup> Wannamethee SG, Shaper AG, Lennon L. Reasons for intentional weight loss, unintentional weight loss, and mortality in older men. *Arch Intern Med*. 2005 May;165(9):1035-40.
- <sup>21</sup> Williamson DF, Thompson TJ, Thun M, Flanders D, Pamuk E, Byers T. Intentional weight loss and mortality among overweight individuals with diabetes. *Diabetes Care*. 2000 Oct;23(10):1499-504.
- <sup>22</sup> Moore LL, Visioni AJ, Wilson PW, D'Agostino RB, Finkle WD, Ellison RC. Can sustained weight loss in overweight individuals reduce the risk of diabetes mellitus? *Epidemiology*. 2000 May;11(3):269-73.
- <sup>23</sup> Goldstein DJ. Beneficial health effects of modest weight loss. *Int J Obes Relat Metab Disord*. 1992 Jun;16(6):397-415.
- <sup>24</sup> Wolf AM, Colditz GA. Current estimates of the economic cost of obesity in the United States. *Obes Res*. 1998 Mar;6(2):97-106.
- <sup>25</sup> Mokdad AH, Ford ES, Bowman BA, Dietz WH, Vinicor F, Bales VS, Marks JS. Prevalence of obesity, diabetes, and obesity-related health risk factors, 2001. *JAMA*. 2003 Jan 1;289(1):76-9.
- <sup>26</sup> Erlinger S. Gallstones in obesity and weight loss. *Eur J Gastroenterol Hepatol*. 2000 Dec;12(12):1347-52.
- <sup>27</sup> Onyike CU, Crum RM, Lee HB, Lyketos CG, Eaton WW. Is obesity associated with major depression? Results from the Third National Health and Nutrition Examination Survey. *Am J Epidemiol*. 2003 Dec 15;158(12):1139-47.
- <sup>28</sup> Daltro CH, Fontes FH, Santos-Jesus R, Gregorio PB, Araújo LM. Obstructive sleep apnea and hypopnea syndrome (OSAHS): association with obesity, gender and age. *Arq Bras Endocrinol Metabol*. 2006 Feb;50(1):74-81.
- <sup>29</sup> Luder E, Ehrlich RI, Lou WY, Melnik TA, Kattan M. Body mass index and the risk of asthma in adults. *Respir Med*. 2004 Jan;98(1):29-37.
- <sup>30</sup> Hampel H, Abraham NS, El-Serag HB. Meta-analysis: obesity and the risk for gastroesophageal reflux disease and its complications. *Ann Intern Med*. 2005 Aug 2;143(3):199-211.
- <sup>31</sup> Samama MM. An epidemiologic study of risk factors for deep vein thrombosis in medical outpatients: the Sirius study. *Arch Intern Med*. 2000 Dec 11-15;160(22):3415-20.
- <sup>32</sup> Rogers RP, Bemelmans WJ, Hoogenveen RT, Boshuizen HC, Woodward M, Knekt P, van Dam RM, Hu FB, Visscher TL, Menotti A, Thorpe RJ Jr, Jamrozik K, Calling S, Strand BH, Shipley MJ, for the BMI-CHD Collaboration Investigators. Association of overweight with increased risk of coronary heart disease partly independent of blood pressure and cholesterol levels: a meta-analysis of 21 cohort studies including more than 300 000 persons. *Arch Intern Med*. 2007 Sep 10;167(16):1720-8.
- <sup>33</sup> Choi HK, Atkinson K, Karlson EW, Curhan G. Obesity, weight change, hypertension, diuretic use, and risk of gout in men: the health professionals follow-up study. *Arch Intern Med*. 2005 Apr 11;165(7):742-8.
- <sup>34</sup> Grodstein F, Goldman MB, Cramer DW. Body mass index and ovulatory infertility. *Epidemiology*. 1994 Mar;5(2):247-50.
- <sup>35</sup> Hammoud AO, Wilde N, Gibson M, Parks A, Carrell DT, Meikle AW. Male obesity and alteration in sperm parameters. *Fertil Steril*. Epub Jan 4, 2008.
- <sup>36</sup> Masho SW, Adera T, South-Paul J. Obesity as a risk factor for premenstrual syndrome. *J Psychosom Obstet Gynaecol*. 2005 Mar;26(1):33-9.
- <sup>37</sup> Sui X, LaMonte MJ, Laditka JN, Hardin JW, Chase N, Hooker SP, Blair SN. Cardiorespiratory fitness and adiposity as mortality predictors in older adults. *JAMA*. 2007 Dec 5;298(21):2507-16.
- <sup>38</sup> Hu G, Tuomilehto J, Silventoinen K, Sarti C, Männistö S, Jousilahti P. Body mass index, waist circumference, and waist-hip ratio on the risk of total and type-specific stroke. *Arch Intern Med*. 2007 Jul 9;167(13):1420-7.
- <sup>39</sup> Lawrence JM, Lukacz ES, Liu IL, Nager CW, Lubner KM. Pelvic floor disorders, diabetes, and obesity in women: findings from the Kaiser Permanente Continence Associated Risk Epidemiology Study. *Diabetes Care*. 2007 Oct;30(10):2536-41. Epub 2007 Jul 9.
- <sup>40</sup> Ioannou GN, Weiss NS, Boyko EJ, Kowaldy KV, Kahn SE, Carithers RL, Tsai EC, Dominitz JA. Is central obesity associated with cirrhosis-related death or hospitalization? A population-based, cohort study. *Clin Gastroenterol Hepatol*. 2005 Jan;3(1):67-74.
- <sup>41</sup> Hensrud DD. Dietary treatment and long-term weight loss and maintenance in type 2 diabetes. *Obes Res*. 2001 Nov;9 Suppl 4:348S-353S.
- <sup>42</sup> Mobley CC. Lifestyle interventions for "diabetes": the state of the science. *Compend Contin Educ Dent*. 2004 Mar;25(3):207-18, 211-2, 214-8.
- <sup>43</sup> Narayan KM, Boyle JP, Thompson TJ, Gregg EW, Williamson DF. Effect of BMI on lifetime risk for diabetes in the U.S. *Diabetes Care*. 2007 Jun;30(6):1562-6.
- <sup>44</sup> Mori Y, Hoshino K, Yokota K, Itoh Y, Tajima N. Differences in the pathology of the metabolic syndrome with or without visceral fat accumulation: a study in pre-diabetic Japanese middle-aged men. *Endocrine*. 2006 Feb;29(1):149-53.
- <sup>45</sup> Björntorp P. -to: Shafir E, Raz I (2003) For debate. Diabetes: mellitus or lipidus? *Diabetologia* 46: 433-440. *Comment on: Diabetologia*. 2003 Mar;46(3):433-40. *Diabetologia*. 2003 Nov;46(11):1586-7. *author reply* 1587.
- <sup>46</sup> Chen J, Tian ZQ, Zhang WG, Chen JH, Yan ZC, Ni YX, Zhong J, Jin J, Zhao ZG, Mu H, Zhu ZM. Relationship between visceral adipose tissue and prevalence of metabolic syndrome MS in patients with MS, and hypertension and/or diabetes. *Zhonghua Yi Xue Za Zhi*. 2006 Aug 15;86(30):2110-3.
- <sup>47</sup> Després JP, Pascot A, Lemieux I. Risk factors associated with obesity: a metabolic perspective. *Ann Endocrinol (Paris)*. 2000 Dec;61 Suppl 6:31-38.
- <sup>48</sup> Donegan WL, Johnstone MF, Biedrzycki L. Obesity, estrogen production, and tumor estrogen receptors in women with carcinoma of the breast. *Am J Clin Oncol*. 1983 Feb;6(1):19-24.
- <sup>49</sup> Reeves GK, Pirie K, Beral V, Green J, Spencer E, Bull D. Cancer incidence and mortality in relation to body mass index in the Million Women Study: cohort study. *BMJ*. 2007;335:1134-1139.
- <sup>50</sup> Yang G, Shu XO, Gao YT, Zhang X, Li H, Zheng W. Impacts of weight change on prehypertension in middle-aged and elderly women. *Int J Obes (Lond)*. 2007 Dec;31(12):1818-25.
- <sup>51</sup> Hays NP, Bathalon GP, Roubenoff R, Lipman R, Roberts SB. The association of eating behavior with risk for morbidity in older women. *J Gerontol A Biol Sci Med Sci*. 2002 Feb;57(2):M128-33.
- <sup>52</sup> Rodacki AL, Fowler NE, Provenci CL, Rodacki Cde L, Dezan VH. Body mass as a factor in stature change. *Clin Biomech (Bristol, Avon)*. 2005 Oct;20(8):799-805.
- <sup>53</sup> Ghroubi S, Elleuch H, Guermazi M, Kaffel N, Feki H, Abid M, Baklouti S, Elleuch MH. Abdominal obesity and knee osteoarthritis. *Ann Readapt Med Phys*. 2007 Nov;50(8):661-666.
- <sup>54</sup> Mokdad AH, Ford ES, Bowman BA, Dietz WH, Vinicor F, Bales VS, Marks JS. Prevalence of obesity, diabetes, and obesity-related health risk factors, 2001. *JAMA*. 2003 Jan 1;289(1):76-9.
- <sup>55</sup> Garcia Hidalgo L. Dermatological complications of obesity. *Am J Clin Dermatol*. 2002;3(7):497-506.
- <sup>56</sup> Yosipovich G, DeVore A, Dawn A. Obesity and the skin: skin physiology and skin manifestations of obesity. *J Am Acad Dermatol*. 2007 Jun;56(6):901-16.
- <sup>57</sup> Pasinetti GM, Zhao Z, Qin W, Ho L, Shrishailam Y, Macrogrogan D, Resmann W, Humala N, Liu X, Romero C, Stetka B, Chen L, Ksiezak-Reding H, Wang J. Caloric intake and Alzheimer's disease. Experimental approaches and therapeutic implications. *Interdiscip Top Gerontol*. 2007;35:159-75.
- <sup>58</sup> Chikunguwo S, Brethauer S, Nirujogi V, Pitt T, Udomsawaengsup S, Chand B, Schauer P. Influence of obesity and surgical weight loss on thyroid hormone levels. *Surg Obes Relat Dis*. 2007 Nov-Dec;3(6):631-5.
- <sup>59</sup> Simon GE, Ludman EJ, Linde JA, Operskalski BH, Ichikawa L, Rohde P, Finch EA, Jeffery RW. Association between obesity and depression in middle-aged women. *Gen Hosp Psychiatry*. 2008 Jan-Feb;30(1):32-9.
- <sup>60</sup> Onyike CU, Crum RM, Lee HB, Lyketos CG, Eaton WW. Is obesity associated with major depression? Results from the Third National Health and Nutrition Examination Survey. *Am J Epidemiol*. 2003 Dec 15;158(12):1139-47.
- <sup>61</sup> Sario-Lähteenkorva S, Lahelma E. The association of body mass index with social and economic disadvantage in women and men. *Int J Epidemiol*. 1999 Jun;28(3):445-9.
- <sup>62</sup> Tsai SP, Ahmed FS, Wendt JK, Bhojani F, Donnelly RP. The impact of obesity on illness absence and productivity in an industrial population of petrochemical workers. *Ann Epidemiol*. 2008 Jan;18(1):8-14.
- <sup>63</sup> Alley DE, Chang VW. The changing relationship of obesity and disability, 1988-2004. *JAMA*. 2007 Nov 7;298(17):2020-7.
- <sup>64</sup> Kraemer WJ, Volek JS, Clark KL, Gordon SE, Puhl SM, Koziris LP, McBride JM, Triplett-McBride NT, Putukian M, Newton RU, Hakkinen K, Bush JA, Sebastianelli WJ. Influence of exercise training on physiological and performance changes with weight loss in men. *Med Sci Sports Exerc*. 1999 Sep;31(9):1320-9.
- <sup>65</sup> Hinton PS, Rector RS, Thomas TR. Weight-bearing, aerobic exercise increases markers of bone formation during short-term weight loss in overweight and obese men and women. *Metabolism*. 2006 Dec;55(12):1616-8.
- <sup>66</sup> Kraemer WJ, Volek JS, Clark KL, Gordon SE, Incedon T, Puhl SM, Triplett-McBride NT, McBride JM, Putukian M, Sebastianelli WJ. Physiological adaptations to a weight-loss dietary regimen and exercise programs in women. *J Appl Physiol*. 1997 Jul;83(1):270-9.
- <sup>67</sup> Hu FB, Li TY, Colditz GA, Willett WC, Manson JE. Television watching and other sedentary behaviors in relation to risk of obesity and type 2 diabetes mellitus in women. *JAMA*. 2003 Apr 9;289(14):1785-91.
- <sup>68</sup> Nixon GM, Thompson JMD, Han DY, Becroft DM, Clark PM, Robinson E, Waldie KE, Wild CJ, Black PN, Mitchell EA. Short sleep duration in middle childhood: risk factors and consequences. *SLEEP*. 2008;31(1):71-78.
- <sup>69</sup> Hofbauer KG. Molecular pathways to obesity. *Int J Obes Relat Metab Disord*. 2002 Sep;26 Suppl 2:S18-27.
- <sup>70</sup> Larsen JJ, Dela F, Kjaer M, Galbo H. The effect of moderate exercise on postprandial glucose homeostasis in NIDDM patients. *Diabetologia*. 1997 Apr;40(4):447-53.
- <sup>71</sup> Ecclesiastes 10:17. King James Version of the Holy Bible.
- <sup>72</sup> Gappmaier E, Lake W, Nelson AG, Fisher AG. Aerobic exercise in water versus walking on land: effects on indices of fat reduction and weight loss of obese women. *J Sports Med Phys Fitness*. 2006 Dec;46(4):564-9.
- <sup>73</sup> Jakicic JM, Winters C, Lang W, Wing RR. Effects of intermittent exercise and use of home exercise equipment on adherence, weight loss, and fitness in overweight women: a randomized trial. *JAMA*. 1999 Oct 27;282(16):1554-60.
- <sup>74</sup> Rugegeer JJ, Squires RW, Marsh HM, Hammond MW, Cryer PE, Rizza RA, Miles JM. Differences between prebreakfast and late afternoon glycemic responses to exercise in IDDM patients. *Diabetes Care*. 1990 Feb;13(2):104-10.
- <sup>75</sup> Davis JM, Sargent RG, Brayboy TD, Bartoli WP. Thermogenic effects of pre-prandial and post-prandial exercise in obese females. *Addict Behav*. 1992;17(2):185-90.
- <sup>76</sup> Larsen JJ, Dela F, Madsbad S, Galbo H. The effect of intense exercise on postprandial glucose homeostasis in type II diabetic patients. *Diabetologia*. 1999 Nov;42(11):1282-92.
- <sup>77</sup> Schmidt WD, Bivier CJ, Kalscheuer LK. Effects of long versus short bout exercise on fitness and weight loss in overweight females. *J Am Coll Nutr*. 2001 Oct;20(5):494-501.
- <sup>78</sup> Hu FB, Li TY, Colditz GA, Willett WC, Manson JE. Television watching and other sedentary behaviors in relation to risk of obesity and type 2 diabetes mellitus in women. *JAMA*. 2003 Apr 9;289(14):1785-91.
- <sup>79</sup> Williamson DF, Madans J, Anda RF, Kleinman JC, Kahn HS, Byers T. Recreational physical activity and ten-year weight change in a US national cohort. *Int J Obes Relat Metab Disord*. 1993 May;17(5):279-86.
- <sup>80</sup> Martin K, Fontaine KR, Nicklas BJ, Dennis KE, Goldberg AP, Hochberg MC. Weight loss and exercise walking reduce pain and improve physical functioning in overweight postmenopausal women with knee osteoarthritis. *J Clin Rheumatol*. 2001 Aug;7(4):219-23.
- <sup>81</sup> Messier SP, Loeser RF, Miller GD, Morgan TM, Rejeski WJ, Sevick MA, Ettinger WH Jr, Pahor M, Williamson JD. Exercise and dietary weight loss in overweight and obese older adults with knee osteoarthritis: the Arthritis, Diet, and Activity Promotion Trial. *Arthritis Rheum*. 2004 May;50(5):1501-10.
- <sup>82</sup> Messier SP, Loeser RF, Mitchell MN, Valle G, Morgan TP, Rejeski WJ, Ettinger WH. Exercise and weight loss in obese older adults with knee osteoarthritis: a preliminary study. *J Am Geriatr Soc*. 2000 Sep;48(9):1062-72.
- <sup>83</sup> Christensen R, Astrup A, Bliddal H. Weight loss: the treatment of choice for knee osteoarthritis? A randomized trial. *Osteoarthritis Cartilage*. 2005 Jan;13(1):20-7.
- <sup>84</sup> Ryan AS, Nicklas BJ, Berman DM. Aerobic exercise is necessary to improve glucose utilization with moderate weight loss in women. *Obesity (Silver Spring)*. 2006 Jun;14(6):1064-72.
- <sup>85</sup> Scanga CB, Verde TJ, Paolone AM, Andersen RE, Wadden TA. Effects of weight loss and exercise training on natural killer cell activity in obese women. *Med Sci Sports Exerc*. 1998 Dec;30(12):1666-71.
- <sup>86</sup> Kiernan M, King AC, Stefanik ML, Killen JD. Men gain additional psychological benefits by adding exercise to a weight-loss program. *Obes Res*. 2001 Dec;9(12):770-7.
- <sup>87</sup> Pendleton VR, Goodrick GK, Poston WS, Reeves RS, Forey JP. Exercise augments the effects of cognitive-behavioral therapy in the treatment of binge eating. *Int J Eat Disord*. 2002 Mar;31(2):172-84.
- <sup>88</sup> Sopko G, Leon AS, Jacobs DR Jr, Foster N, Moy J, Kuba K, Anderson JT, Casal D, McNally C, Frantz I. The effects of exercise and weight loss on plasma lipids in young obese men. *Metabolism*. 1985 Mar;34(3):227-36.
- <sup>89</sup> Wadden TA, Vogt RA, Foster GD, Anderson DA. Exercise and the maintenance of weight loss: 1-year follow-up of a controlled clinical trial. *J Consult Clin Psychol*. 1998 Apr;66(2):429-33.
- <sup>90</sup> Mayo MJ, Grantham JR, Balasekaran G. Exercise-induced weight loss preferentially reduces abdominal fat. *Med Sci Sports Exerc*. 2003 Feb;35(2):207-13.
- <sup>91</sup> You T, Murphy KM, Lyles MF, Demons JL, Lenchik L, Nicklas BJ. Addition of aerobic exercise to dietary weight loss preferentially reduces abdominal adipocyte size. *Int J Obes (Lond)*. 2006 Aug;30(8):1211-6.
- <sup>92</sup> Blair SN. Evidence for success of exercise in weight loss and control. *Ann Intern Med*. 1993 Oct 1;119(7 Pt 2):702-6.
- <sup>93</sup> Georgiades A, Sherwood A, Gullette EC, Babayak MA, Hinderliter A, Waugh R, Tweedy D, Craighead L, Bloomer R, Blumenthal JA. Effects of exercise and weight loss on mental stress-induced cardiovascular responses in individuals with high blood pressure. *Hypertension*. 2000 Aug;36(2):171-6.
- <sup>94</sup> Watkins LL, Sherwood A, Feinglos M, Hinderliter A, Babayak M, Gullette E, Waugh R, Blumenthal JA. Effects of exercise and weight loss on cardiac risk factors associated with syndrome X. *Arch Intern Med*. 2003 Sep 8;163(16):1889-95.
- <sup>95</sup> Weintraub MS, Rosen Y, Otto R, Eisenberg S, Breslow JL. Physical exercise conditioning in the absence of weight loss reduces fasting and postprandial triglyceride-rich lipoprotein levels. *Circulation*. 1989 May;79(5):1007-14.
- <sup>96</sup> Dengel DR, Hagberg JM, Pratley RE, Rogus EM, Goldberg AP. Improvements in blood pressure, glucose metabolism, and lipoprotein lipids after aerobic exercise plus weight loss in obese, hypertensive middle-aged men. *Metabolism*. 1998 Sep;47(9):1075-82.
- <sup>97</sup> Rector RS, Warner SO, Liu Y, Hinton PS, Sun Gy, Cox RH, Stump CS, Laughlin MH, Dellsperger KC, Thomas TR. Exercise and diet induced weight loss improves measures of oxidative stress and insulin sensitivity in adults with characteristics of the metabolic syndrome. *Am J Physiol Endocrinol Metab*. 2007 Aug;293(2):E500-6.
- <sup>98</sup> Wilund KR, Feeney LA, Tomayko EJ, Chung HR, Kim K. Endurance Exercise Training Reduces Gallstone Development in Mice. *J Appl Physiol*. Epub Jan 10, 2008.
- <sup>99</sup> Sui X, LaMonte MJ, Laditka JN, Hardin JW, Chase N, Hooker SP, Blair SN. Cardiorespiratory fitness and adiposity as mortality predictors in older adults. *JAMA*. 2007 Dec 5;298(21):2507-16.
- <sup>100</sup> Bjursell M, Gerdin AK, Lelliott CJ, Egecioglu E, Elmgren A, Törnelli J, Oscarsson J, Bohlooly-Y M. Acutely reduced locomotor activity is a major contributor to Western diet-induced obesity in mice. *Am J Physiol Endocrinol Metab*. 2008 Feb;294(2):E251-60.
- <sup>101</sup> Newby PK, Tucker KL, Wolk A. Risk of overweight and obesity among semivegetarian, lactovegetarian, and vegan women. *Am J Clin Nutr*. 2005 Jun;81(6):1267-74.
- <sup>102</sup> Smith CF, Burke LE, Wing RR. Vegetarian and weight-loss diets among young adults. *Obes Res*. 2000 Mar;8(2):123-9.
- <sup>103</sup> Swithers SE, Davidson TL. A Role for Sweet Taste: Calorie Predictive Relations in Energy Regulation by Rats. *Behav Neurosci*. 2008 Feb;122(1):161-73.
- <sup>104</sup> Lavin JH, French SJ, Read NW. The effect of sucrose- and aspartame-sweetened drinks on energy intake, hunger and food choice of female, moderately restrained eaters. *Int J Obes Relat Metab Disord*. 1997 Jan;21(1):37-42.
- <sup>105</sup> Yeung KS, McKeown-Eyssen GE, Li GF, Glazer E, Hay K, Child P, Gurgin V, Zhu SL, Baptista J, Aloe M, Mee D, Zajmaji V, Austin DF, Li CC, Bruce WR. Comparisons of diet and biochemical characteristics of stool and urine between Chinese populations with low and high colorectal cancer rates. *J Natl Cancer Inst*. 1991 Jan 2;83(1):46-50.
- <sup>106</sup> Fitzwater SL, Weinsier RL, Wooldridge NH, Birch R, Liu C, Bartolucci AA. Evaluation of long-term weight changes after a multidisciplinary weight control program. *J Am Diet Assoc*. 1991 Apr;91(4):421-6, 429.
- <sup>107</sup> Turner-McGrievy GM, Barnard ND, Scialli AR. A two-year randomized weight loss trial comparing a vegan diet to a more moderate low-fat diet. *Obesity (Silver Spring)*. 2007 Sep;15(9):2276-81.
- <sup>108</sup> Stamler J, Dolecek TA. Relation of food and nutrient intakes to body mass in the special intervention and usual care groups in the Multiple Risk Factor Intervention Trial. *Am J Clin Nutr*. 1997 Jan;65(1 Suppl):366S-373S.
- <sup>109</sup> Yao M, Roberts SB. Dietary energy density and weight regulation. *Nutr Rev*. 2001 Aug;59(8 Pt 1):247-58.
- <sup>110</sup> Ledikwe JH, Blomquist H, Khan LK, Serdula MK, Seymour J, Tohill BC, Rolls BJ. Dietary energy density is associated with energy intake and weight status in US adults-4. *Am J Clin Nutr*. 2006;83:1362-8.
- <sup>111</sup> Duncan KH, Bacon JA, Weinsier RL. The effects of high and low energy density diets on satiety, energy intake, and eating time of obese and nonobese subjects. *Am J Clin Nutr*. 1983 May;37(5):763-7.
- <sup>112</sup> Linde JA, Uter J, Jeffery RW, Sherwood NE, Pronk NP, Boyle RG. Specific food intake, fat and fiber intake, and behavioral correlates of BMI among overweight and obese members of a managed care organization. *Int J Behav Nutr Phys Act*. 2006 Nov 26;3:42.
- <sup>113</sup> Rolls BJ, Ello-Martin JA, Tohill BC. What can intervention studies tell us about the relationship between fruit and vegetable consumption and weight management? *Nutr Rev*. 2004 Jan;62(1):1-17.
- <sup>114</sup> Bell EA, Rolls BJ. Energy density of foods affects energy intake across multiple levels of fat content in lean and obese women. *Am J Clin Nutr*. 2001 Jun;73(6):1010-8.
- <sup>115</sup> Bell EA, Castellanos VH, Pelkman CL, Thorwart ML, Rolls BJ. Energy density of foods affects energy intake in normal-weight women. *Am J Clin Nutr*. 1998 Mar;67(3):412-20.
- <sup>116</sup> Wang GJ, Tomasi D, Backus W, Wang R, Telang F, Geliebter A, Korner J, Bauman A, Fowler JS, Thanos PK, Volkow ND. Gastric distention activates satiety circuitry in the human brain. *Neuroimage*. 2008 Feb 15;39(4):1824-31.



- 117 www.edc.gov/nccddp/dnpa
- 118 Haber GB, Heaton KW, Murphy D, Burroughs LF. Depletion and disruption of dietary fibre. Effects on satiety, plasma-glucose, and serum-insulin. *Lancet*. 1977 Oct 1;2(8040):679-82.
- 119 Bolton RP, Heaton KW, Burroughs LF. The role of dietary fiber in satiety, glucose, and insulin: studies with fruit and fruit juice. *Am J Clin Nutr*. 1981 Feb;34(2):211-7.
- 120 He FJ, Marrero NM, MacGregor GA. Salt intake is related to soft drink consumption in children and adolescents: a link to obesity? *Hypertension*. 2008 Mar;51(3):629-34.
- 121 www.edc.gov/nccddp/dnpa
- 122 McCarty CA, McCarty DJ, Wetter AC. Calories from newspaper dessert recipes are associated with community obesity rates. *WMJ*. 2007 Apr;106(2):68-70.
- 123 Ruddock WD, Kolk SJ, Northey AJ. Holiday waistline. Room for dessert: an expanded anatomy of the stomach. *CMAJ*. 2006 Dec 5;175(12):1567-8.
- 124 Herman CP, Olmsted MP, Polivy J. Obesity, externality, and susceptibility to social influence: an integrated analysis. *J Pers Soc Psychol*. 1983 Oct;45(4):926-34.
- 125 Bes-Rastrollo M, Sabaté J, Gómez-Gracia E, Alonso A, Martínez JA, Martínez-González MA. Nut consumption and weight gain in a Mediterranean cohort: The SUN study. *Obesity (Silver Spring)*. 2007 Jan;15(1):107-16.
- 126 Jiang R, Manson JE, Stampfer MJ, Liu S, Willett WC, Hu FB. Nut and peanut butter consumption and risk of type 2 diabetes in women. *JAMA*. 2002 Nov 27;288(20):2554-60.
- 127 Howarth NC, Saltzman E, Roberts SB. Dietary fiber and weight regulation. *Nutr Rev*. 2001 May;59(5):129-39.
- 128 Liu S, Willett WC, Manson JE, Hu FB, Rosner B, Colditz G. Relation between changes in intakes of dietary fiber and grain products and changes in weight and development of obesity among middle-aged women. *Am J Clin Nutr*. 2003 Nov;78(5):920-7.
- 129 Ullrich IH, Albrink MJ. The effect of dietary fiber and other factors on insulin response: role in obesity. *J Environ Pathol Toxicol Oncol*. 1985 Jul;5(6):137-55.
- 130 Aller R, de Luis DA, Izaola O, La Calle F, del Olmo L, Fernandez L, Arranz T, Hernandez JM. Effect of soluble fiber intake in lipid and glucose levels in healthy subjects: a randomized clinical trial. *Diabetes Res Clin Pract*. 2004 Jul;65(1):7-11.
- 131 Trallero Casañas R. Fiber in the treatment of obesity and its comorbidities. *Nutr Hosp*. 2002 Feb;17 Suppl 1:17-22.
- 132 Quade F, Frist E, Astrup A. Dietary fiber added to a very-low caloric diet reduces hunger and alleviates constipation. *Ugeskr Laeger*. 1990 Jan 8;152(2):95-8.
- 133 Burton P, Lightowler HJ. The impact of freezing and toasting on the glycaemic response of white bread. *Eur J Clin Nutr*. Epub Apr 4 2007.
- 134 Sakata T, Yoshimatsu H, Masaki T, Tsuda K. Anti-Obesity Actions of Mastication Driven by Histamine Neurons in Rats. *Exp Biol Med* 228:1106-1110, 2003.
- 135 Smeets AJ, Westerterp-Plantenga MS. Oral exposure and sensory-specific satiety. *Physiol Behav*. 2006 Sep 30;89(2):281-6.
- 136 Hermanussen M, García AP, Sunder M, Voigt M, Salazar V, Tresguerres JA. Obesity, voracity, and short stature: the impact of glutamate on the regulation of appetite. *Eur J Clin Nutr*. 2006 Jan;60(1):25-31.
- 137 Hirata AE, Andrade IS, Vaskevicius P, Dolnikoff MS. Monosodium glutamate (MSG)-obese rats develop glucose intolerance and insulin resistance to peripheral glucose uptake. *Braz J Med Biol Res*. 1997 May;30(5):671-4.
- 138 Bray GA, Nielsen SJ, Popkin BM. Consumption of high-fructose corn syrup in beverages may play a role in the epidemic of obesity. *Am J Clin Nutr*. 2004 Apr;79(4):537-43.
- 139 Noguchi T, Tanaka T. Insulin resistance in obesity and its molecular control. *Obes Rev*. 1995 Sep;3 Suppl 2:195S-198S.
- 140 Basciano H, Federico L, Adeli K. Fructose, insulin resistance, and metabolic dyslipidemia. *Nutr Metab (Lond)*. 2005 Feb 21;2(1):5.
- 141 Rayssiguier Y, Gueux E, Nowacki W, Rock E, Mazur A. High fructose consumption combined with low dietary magnesium intake may increase the incidence of the metabolic syndrome by inducing inflammation. *Magnes Res*. 2006 Dec;19(4):237-43.
- 142 Gaby AR. Adverse effects of dietary fructose. *Altern Med Rev*. 2005 Dec;10(4):294-306.
- 143 Malik VS, Schulz MB, Hu FB. Intake of sugar-sweetened beverages and weight gain: a systematic review. *Am J Clin Nutr*. 2006 Aug;84(2):274-88.
- 144 Harrington S. The role of sugar-sweetened beverage consumption in adolescent obesity: a review of the literature. *J Sch Nurs*. 2008 Feb;24(1):3-12.
- 145 Stookey JD, Barclay D, Arief A, Popkin BM. The altered fluid distribution in obesity may reflect plasma hypertonicity. *Eur J Clin Nutr*. 2007 Feb;61(2):190-9.
- 146 He FJ, Marrero NM, MacGregor GA. Salt intake is related to soft drink consumption in children and adolescents: a link to obesity? *Hypertension*. 2008 Mar;51(3):629-34.
- 147 Stookey JD. Another look at: fuel + O<sub>2</sub> -> CO<sub>2</sub> + H<sub>2</sub>O. Developing a water-oriented perspective. *Med Hypotheses*. 1999 Apr;52(4):285-90.
- 148 Wolf A, Bray GA, Popkin BM. A short history of beverages and how our body treats them. *Obes Rev*. 2008 Mar;9(2):151-64.
- 149 Van Wallegen EL, Orr JS, Gentile CL, Davy BM. Pre-meal water consumption reduces meal energy intake in older but not younger subjects. *Obesity (Silver Spring)*. 2007 Jan;15(1):93-9.
- 150 Bertéus Forslund H, Torgerson JS, Sjöström L, Lindroos AK. Snacking frequency in relation to energy intake and food choices in obese men and women compared to a reference population. *Int J Obes (Lond)*. 2005 Jun;29(6):711-9.
- 151 Sánchez-Villegas A, Martínez-González MA, Toledo E, de Irala-Estévez J, Martínez JA. Relative role of physical inactivity and snacking between meals in weight gain. *Med Clin (Barc)*. 2002 Jun 15;119(2):46-52.
- 152 Crystal SR, Teff KL. Tasting fat: cephalic phase hormonal responses and food intake in restrained and unrestrained eaters. *Physiol Behav*. 2006 Sep 30;89(2):213-20.
- 153 Erlanson-Albertsson C. How palatable food disrupts appetite regulation. *Basic Clin Pharmacol Toxicol*. 2005 Aug;97(2):61-73.
- 154 Erlanson-Albertsson C. Appetite regulation and energy balance. *Acta Paediatr Suppl*. 2005 Jun;94(448):40-1.
- 155 Astrup A, Grunwald GK, Melanson EL, Saris WH, Hill JO. The role of low-fat diets in body weight control: a meta-analysis of ad libitum dietary intervention studies. *Int J Obes Relat Metab Disord*. 2000 Dec;24(12):1545-52.
- 156 Bray GA, Popkin BM. Dietary fat intake does affect obesity! *Am J Clin Nutr*. 1998 Dec;68(6):1157-73.
- 157 Mark A Pereira, Alex I Kartashov, Children's Hospital, Boston, Boston, MA; Linda Van Horn. Reported Breakfast Habits and Incidence of Obesity and the Insulin Resistance Syndrome in Young Black and White Adults: The CARDIA Study Program and Abstracts of the 43rd Annual Conference on Cardiovascular Disease Epidemiology and Prevention: in association with the Council on Nutrition, Physical Activity and Metabolism Circulation 2003;107:e7001-e7039. #35.
- 158 Appleby PN, Thorogood M, Mann JI, Key TJ. Low body mass index in non-meat eaters: the possible roles of animal fat, dietary fiber and alcohol. *Int J Obes Relat Metab Disord*. 1998 May;22(5):454-60.
- 159 Linde JA, Uter J, Jeffery RW, Sherwood NE, Pronk NP, Boyle RG. Specific food intake, fat and fiber intake, and behavioral correlates of BMI among overweight and obese members of a managed care organization. *Int J Behav Nutr Phys Act*. 2006 Nov 26;3:42.
- 160 Nicklas TA, Yang SJ, Baranowski T, Zakeri I, Berenson G. Eating patterns and obesity in children. The Bogalusa Heart Study. *Am J Prev Med*. 2003 Jul;25(1):9-16.
- 161 Drewnowski A, Krahn DD, Demitrac MA, Naim K, Gosnell BA. Taste responses and preferences for sweet high-fat foods: evidence for opioid involvement. *Physiol Behav*. 1992 Feb;51(2):371-9.
- 162 Avena NM. Examining the addictive-like properties of binge eating using an animal model of sugar dependence. *Exp Clin Psychopharmacol*. 2007 Oct;15(5):481-91.
- 163 Citation: Lenoir M, Serre F, Cantin L, Ahmed SH (2007) Intense Sweetness Surpasses Cocaine Reward. *PLoS ONE* 2(8): e698. doi:10.1371/journal.pone.0000698.
- 164 Heller RF, Heller RF. Hyperinsulinemic obesity and carbohydrate addiction: the missing link is the carbohydrate frequency factor. *Med Hypotheses*. 1994 May;42(5):307-12.
- 165 Kamiński S, Cieslińska A, Kostyra E. Polymorphism of bovine beta-casein and its potential effect on human health. *J Appl Genet*. 2007;48(3):189-98.
- 166 Risérus U, Ingelsson E. Alcohol intake, insulin resistance, and abdominal obesity in elderly men. *Obesity (Silver Spring)*. 2007 Jul;15(7):1766-73.
- 167 Sung KC, Kim SH, Reaven GM. Relationship among alcohol, body weight, and cardiovascular risk factors in 27,030 Korean men. *Diabetes Care*. 2007 Oct;30(10):2690-4.
- 168 Herman CP, Roth DA, Polivy J. Effects of the presence of others on food intake: a normative interpretation. *Psychol Bull*. 2003 Nov;129(6):873-86.
- 169 Johnson WG, Corrigan SA, Lemmon CR, Bergeron KB, Crusco AH. Energy regulation over the menstrual cycle. *Physiol Behav*. 1994 Sep;56(3):523-7.
- 170 Nielsen SJ, Popkin BM. Patterns and trends in food portion sizes, 1977-1998. *JAMA*. 2003 Jan 22-29;289(4):450-3.
- 171 Ello-Martin JA, Ledikwe JH, Rolls BJ. The influence of food portion size and energy density on energy intake: implications for weight management. *Am J Clin Nutr*. 2005 Jul;82(1 Suppl):236S-241S.
- 172 Raynor HA, Epstein LH. Dietary variety, energy regulation, and obesity. *Psychol Bull*. 2001 May;127(3):325-41.
- 173 Rolls BJ, Van Duijvenvoorde PM, Rowe EA. Variety in the diet enhances intake in a meal and contributes to the development of obesity in the rat. *Physiol Behav*. 1983 Jul;31(1):21-7.
- 174 Lamas O, Martinez JA, Marti A. Energy restriction restores the impaired immune response in overweight (cafeteria) rats. *J Nutr Biochem*. 2004 Jul;15(7):418-25.
- 175 Kagawa Y. Impact of Westernization on the nutrition of Japanese: changes in physique, cancer, longevity and centenarians. *Prev Med*. 1978 Jun;7(2):205-17.
- 176 Goldman L, and Bennett JC (eds). Cecil Textbook of Medicine, 21st Edition, W. B. Saunders Company, Philadelphia, PA, 1999, pg. 1161.
- 177 Thompson OM, Ballew C, Resnicow K, Gillespie C, Must A, Bandini LG, Cyr H, Dietz WH. Dietary pattern as a predictor of change in BMI z-score among girls. *Int J Obes (Lond)*. 2006 Jan;30(1):176-82.
- 178 Bertéus Forslund H, Lindroos AK, Sjöström L, Lissner L. Meal patterns and obesity in Swedish women—a simple instrument describing usual meal types, frequency and temporal distribution. *Eur J Clin Nutr*. 2002 Aug;56(8):740-7.
- 179 Warren JM, Henry CJK, Simonite V. Low Glycemic Index Breakfasts and Reduced Food Intake in Preadolescent Children. *Pediatrics* 2003;112:e414-e419.
- 180 Farshchi HR, Taylor MA, Macdonald IA. Deleterious effects of omitting breakfast on insulin sensitivity and fasting lipid profiles in healthy lean women. *Am J Clin Nutr*. 2005 Feb;81(2):388-96.
- 181 Croezen S, Visscher TL, Ter Bogt NC, Veling ML, Haveman-Nies A. Skipping breakfast, alcohol consumption and physical inactivity as risk factors for overweight and obesity in adolescents: results of the E-MOVO project. *Eur J Clin Nutr*. Epub Nov 28 2007.
- 182 Oblacinska A, Jodkowska M. Eating patterns of school-aged children and adolescents in Poland - questionnaire investigations. *Med Wieku Rozwoj*. 2000;4(3 Suppl 1):53-64.
- 183 Farshchi HR, Taylor MA, Macdonald IA. Beneficial metabolic effects of regular meal frequency on dietary thermogenesis, insulin sensitivity, and fasting lipid profiles in healthy obese women. *Am J Clin Nutr*. 2005 Jan;81(1):16-24.
- 184 Franceschi S, La Vecchia C, Bidoli E, Negri E, Talamini R. Meal frequency and risk of colorectal cancer. *Cancer Res*. 1992 Jul 1;52(13):3589-92.
- 185 Benito E, Obrador A, Stiggelbout A, Bosch FX, Mulet M, Muñoz N, Kaldor J. A population-based case-control study of colorectal cancer in Majorca. I. Dietary factors. *Int J Cancer*. 1990 Jan 15;45(1):69-76.
- 186 de Verdier MG, Longnecker MP. Eating frequency—a neglected risk factor for colon cancer? *Cancer Causes Control*. 1992 Jan;3(1):77-81.
- 187 Ellen G. White. *Counsels on Diet and Foods* (Washington, D.C.: Review and Herald Pub. Assn., 1946), pg. 177.
- 188 Oliver G, Wardle J, Gibson EL. Stress and food choice: a laboratory study. *Psychosom Med*. 2000 Nov-Dec;62(6):853-65.
- 189 Lissau I, Sorensen TI. Parental neglect during childhood and increased risk of obesity in young adulthood. *Lancet*. 1994 Feb 5;343(8893):324-7.
- 190 Gunstad J, Paul RH, Spitznagel MB, Cohen RA, Williams LM, Kohn M, Gordon E. Exposure to early life trauma is associated with adult obesity. *Psychiatry Res*. 2006 May 30;142(1):31-7.
- 191 Morse SA, Ciechanowski PS, Katon WJ, Hirsch IB. Isn't this just bedtime snacking? The potential adverse effects of night-eating symptoms on treatment adherence and outcomes in patients with diabetes. *Diabetes Care*. 2006 Aug;29(8):1800-4.
- 192 Williamson DF, Thompson TJ, Anda RF, Dietz WH, Felitti V. Body weight and obesity in adults and self-reported abuse in childhood. *Int J Obes Relat Metab Disord*. 2002 Aug;26(8):1075-82.
- 193 Townsend MS, Peerson J, Love B, Achterberg C, Murphy SP. Food insecurity is positively related to overweight in women. *J Nutr*. 2001 Jun;131(6):1738-45.
- 194 Hebrews 2:15. King James Version of the Holy Bible.
- 195 Laederach-Hofmann K, Kupferschmid S, Mussgay L. Links between body mass index, total body fat, cholesterol, high-density lipoprotein, and insulin sensitivity in patients with obesity related to depression, anger, and anxiety. *Int J Eat Disord*. 2002 Jul;32(1):58-71.
- 196 Serlachian A, Hamer M, Wardle J. Stress and weight change in university students in the United Kingdom. *Physiol Behav*. 2007 Nov 23;92(4):548-53.
- 197 Tuck I, Alleyne R, Thinganjana W. Spirituality and stress management in healthy adults. *J Holist Nurs*. 2006 Dec;24(4):245-53; discussion 254-5.
- 198 Matthew 11:28. King James Version of the Holy Bible.
- 199 Green MW, Ehlman NA, Kretsch MJ. Weight loss strategies, stress, and cognitive function: supervised versus unsupervised dieting. *Psychoneuroendocrinology*. 2005 Oct;30(9):908-18.
- 200 Daubenmier JJ, Weidner G, Sumner MD, Mendell N, Merritt-Worden T, Studley J, Ornish D. The contribution of changes in diet, exercise, and stress management to changes in coronary risk in women and men in the multisite cardiac lifestyle intervention program. *Ann Behav Med*. 2007 Feb;33(1):57-68.
- 201 Kruger J, Blanck HM, Gillespie C. Dietary and physical activity behaviors among adults successful at weight loss maintenance. *Int J Behav Nutr Phys Act*. 2006 Jul 19;3:17.
- 202 Wing RR, Phelan S. Long-term weight loss maintenance. *Am J Clin Nutr*. 2005 Jul;82(1 Suppl):222S-225S.
- 203 DelParigi A, Chen K, Salbe AD, Hill JO, Wing RR, Reiman EM, Tataranni PA. Successful dieters have increased neural activity in cortical areas involved in the control of behavior. *Int J Obes (Lond)*. 2007 Mar;31(3):440-8.
- 204 Joshua 24:15. King James Version of the Holy Bible.
- 205 Francis LA, Lee Y, Birch LL. Parental weight status and girls' television viewing, snacking, and body mass indexes. *Obes Res*. 2003 Jan;11(1):143-51.
- 206 Bellissimo N, Pencharz PB, Thomas SG, Anderson GH. Effect of television viewing at mealtime on food intake after a glucose preload in boys. *Pediatr Res*. 2007 Jun;61(6):745-9.
- 207 Mendoza JA, Zimmerman FJ, Christakis DA. Television viewing, computer use, obesity, and adiposity in US preschool children. *Int J Behav Nutr Phys Act*. 2007 Sep 25;4:44.
- 208 Ellen G. White. *Counsels on Diet and Foods* (Washington, D.C.: Review and Herald Pub. Assn., 1946), pg. 154.
- 209 Matthew 4:4. King James Version of the Holy Bible.
- 210 Matthew 20:28. King James Version of the Holy Bible.
- 211 James 4:7. King James Version of the Holy Bible.
- 212 Isaiah 59:19. King James Version of the Holy Bible.
- 213 1 Corinthians 10:13. King James Version of the Holy Bible.
- 214 Leviticus 26:26. King James Version of the Holy Bible.
- 215 Psalms 22:26. King James Version of the Holy Bible.
- 216 Isaiah 58:10, 11. King James Version of the Holy Bible.