

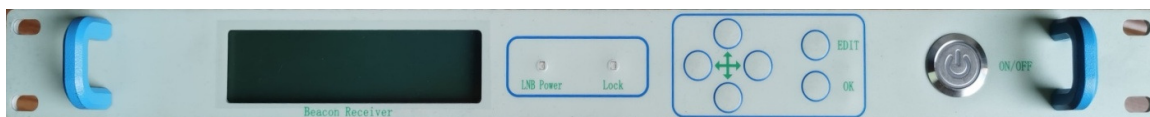
C-Band Beacon Receiver – Model: SCS-BR-C

The Beacon Receiver is a high performance unit that is designed to real time track the power density of a satellite beacon and output a DC voltage that is linearly proportional to the beacon power by utilizing a true, RMS-responding power detector. The Beacon Receiver can be used for antenna step track controlling and uplink power control system.


Technical Specifications	
Input frequency range	3.4 Ghz to 4.2 Ghz
Input connectors	N-Type female
Input impedance	50 ohms
Input nominal level	-80dBm
Input maximum aggregate power before saturation	-40dBm
PLL noise bandwidth	2 KHz
Threshold for reacquisition of lock	< 43 dBHz
Search range	+/- 200 KHz with ASB
Post detection time constant	100ms
Frequency selection	In steps of 10 KHz
Remote control Option	RS-232 /RS-485
Power supply	230 V / 50 Hz with Indian style Three pin
Summary alarm	NO/NC Dry relay contacts via rear connector
Mounting	1 U, 19" Rack mount
Temperature	0 deg to 50 deg operating
Output Specifications	
Range	+/- 10V DC
Scale	Logarithmic
Slope	2 dB/V

Connector	BNC female
Impedance	0 Ohms
Adjustment range	Output adjustable to 0V for any input levels between -70 dBm to – 110 dBm


Front panel view



Rear panel with interfaces



Beacon receiver display screen



* The above pictures are generic in nature and will be changed as per the specs complied.