

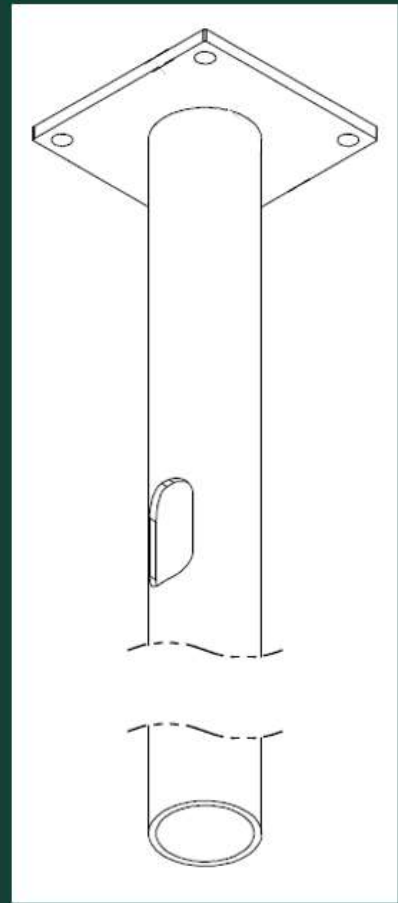
EasySet™ Foundation Product Summary

EasyStreet Systems provides a game-changing solution for 5G/small cell foundation designs—at a fraction of current construction methods.


Imagine a quick and simple way to provide a tower foundation rated from 10,000 to 35,000 lb-ft (10-35 kip-ft) Overturning-Moment (OM) that can be installed without pouring concrete or requiring a large boom-truck. Coupled with a fast-curing 2-part foam-fill mixture widely used in the utility industry, the EasySet™ system allows foundation install into a 1-ft dia. bored-hole by 2-people where towers can be mounted in less than 1 hour with flexible options for conduit-entry.

Specifications

Applications:	4G/5G Small-Cell as well as Internet of Things (IoT) towers. Used with 2-part, fast-setting, high-density foam fill to allow tower-setting 30 minutes after install.
Depth Ranges:	8' or 10' depths based on Overturning-Moment needs (also custom). See Page 2 table for recommended depths based on soil conditions.
Weight:	8': 75 lbs; 10': 90 lbs
Diameter:	9.8" Standard
Base Flange:	12"W x 12"D x 1.5"H non-corrosive aluminum base 4x corner-mounts (3/4-1" bolts, 11.6" to 14.0" mounting circle)
Cable-Access:	Conduit and cable-ports can be pre-configured or easily installed in the field
Construction:	Patented composite structure with non-corrosive aluminum base.
Equipment:	Designed for Overturning-Moment capacities from 10 to 35 kip-ft (10,000 to 35,000 lb-ft)
Structural:	Analysis per TIA-222, AASHTO and local building codes
Electrical:	Below-grade conduit-access opening available for routing power, fiber & data cables



Contact us at:
EasyStreet Systems, Inc.
6021 E. Mansfield Ave.
Spokane, WA 99212
easystreetsystems.com



EasySet™ Foundation

Height (H)	Diameter (in Inches)	Color	Customer Options
8: 8 Ft	EasySet Pin: 9.8"	B: Black, Top 2ft	Pre-configured Conduit Port(s)
10: 10 Ft	Top Flange: 12" x 12"		
XX: Custom length			

EasySet™ Foundation Sizing Chart* (Based on Soil Types and Desired Overturning-Moment Capacity)

Non-Cohesive Soils									
	Soil Properties			Foundation Depths (Ft) for Listed Applied Moment					
	Unit Weight (pcf)	Friction Angle (degree)	Cohesion (psf)	10 kip*ft	15 kip*ft	20 kip*ft	25 kip*ft	30 kip*ft	35 kip*ft
Poor	90	26	0	7.25	8	8.75	9.25	9.75	10.25
Average	110	30	0	6.5	7.25	7.75	8.25	8.5	9
Good	130	34	0	5.75	6.5	7	7.25	7.75	8

Cohesive Soils									
	Soil Properties			Foundation Depths (Ft) for Listed Applied Moment					
	Unit Weight (pcf)	Friction Angle (degree)	Cohesion (psf)	10 kip*ft	15 kip*ft	20 kip*ft	25 kip*ft	30 kip*ft	35 kip*ft
Poor	90	0	250	8	9	10	11	11.75	12.5
Average	110	0	600	5.25	6	6.75	7.25	7.75	8.25
Good	130	0	1000	5	5	5.5	5.75	6.25	6.75

Notes:

1. Foundation depth calculated for 12" dia. hole with foam backfill
2. Water table is assumed to be below the depth of the foundation
3. Front depth is not considered

8-Ft EasySet Foundation

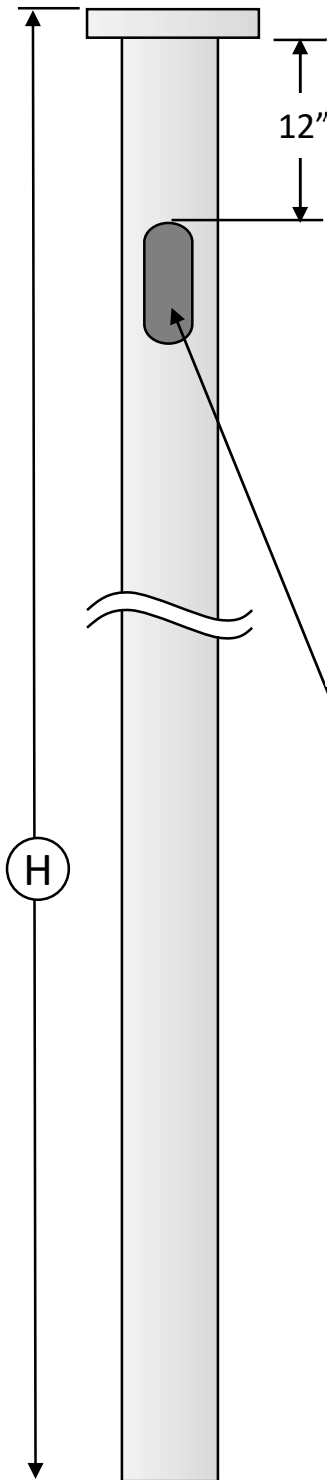
10-Ft EasySet Foundation

*Engineering study and data provided by Paul J. Ford Professional Engineering

PJF PAUL J. FORD & COMPANY

Conduit Entry Ports (5"Hx2.5"W) & Conduit

*Can be pre-configured or custom installed in the field



Base Flange Mounting Pattern (Adapters Available upon request)

