
56 firefly draws 1

From DAN WALLACE <dann2277@hotmail.com>

Date Wed 3/5/2025 3:26 PM

To shollis@bankwithbos.com <shollis@bankwithbos.com>; Tiffany Allen <tiffanyallen@kw.com>

 5 attachments (2 MB)

56 firefly draw 1.pdf; Flentjes_Plumbing_Inc. Groundwork and deposit \$5,000.pdf; Legacy Invoices \$20,500.00.pdf; window - menards order.pdf; zaffari concrete \$28343.65.pdf;

Tiffany :

I was hoping to have the trusses and floor joist order ready at the same time, but everyone is behind on getting paperwork out.

Here are the basics for the beginning.

The window order,

Permit

1st phase GC fees

Foundation - once the rain stops, they can dig, the site has been approved by the city and er are clear to dig.

The plumber deposit for groundwork.

If you have any questions please let me know

Other than that, just look over the invoices and let Schyler know you are good for the draw.

Just need to reply back and say I approve this draw.

Thats it.

Thank you

Dan Wallace

877-362-6552

CEO - Envirofoam of America L.L.C

CEO - Sangamon County Dumpster Rentals LLC

Managing Broker/Owner- Legacy Real Estate Professionals L.L.C

Build Cost Estimation & Draw Form

Home Address: 56 Firefly Chatham

The build cost Form below is an estimation of the build cost for your home. The estimates on the build cost are estimated from the most recent builds we have done. The prices below are good faith estimates only. Actual cost may vary depending on the market cost of materials at the time of your build. Any dates give to you for an estimated completion dates are just estimations. Currently our market is grossly understaffed on subcontractors and therefore builds are taking longer than normal to complete.

	Material/ Service	Contractor Name and address	Contract Amount	Amount Previously paid	Current Payment	Balance due on completion	
1	1 Lot cost		\$ 68,900.00		\$ -	\$ 68,900.00	
	2 closing cost		\$ 800.00		\$ -	\$ 800.00	
	3					\$ -	
2	4 City Building permits		\$ 2,500.00		\$ 2,500.00	\$ -	Legacy construction
	5 Water and Sewer Connect fees		\$ 2,200.00			\$ 2,200.00	
	6 sewer permit		\$ 800.00			\$ 800.00	
	7 Electrical trenching and connect		\$ 1,800.00			\$ 1,800.00	
	8 Gas line connect		\$ 500.00			\$ 500.00	
	9					\$ -	
3	10 Insurance		\$ 2,600.00		\$ -	\$ 2,600.00	
	11					\$ -	
4	12 plans		\$ 2,500.00		\$ 2,500.00	\$ -	Legacy Construction
	13 copies of plans		\$ 250.00			\$ 250.00	
	14					\$ -	
5	15 Dumpster- Trash		\$ 4,500.00			\$ 4,500.00	
	16					\$ -	
6	17 Foundation - Concrete - Fill					\$ -	
	18 foundation		\$ 25,886.35		\$ 25,886.35	\$ -	Zaffari Concrete
	19 rough grade		\$ 900.00			\$ 900.00	
	20 flatwork concrete materials		\$ 6,277.78			\$ 6,277.78	
	21 Flatwork concrete Labor	Line 38	\$ -			\$ -	
	22 fill rock - trucking fees		\$ 4,000.00			\$ 4,000.00	
	23 fill rock materials		\$ 4,000.00		\$ -	\$ 4,000.00	
	24					\$ -	
7	25 Trusses		\$ 8,445.44		\$ -	\$ 8,445.44	
	26 Crane time	Line 38	\$ -		\$ -	\$ -	
	27					\$ -	
8	28 I-Joist		\$ 3,852.20		\$ -	\$ 3,852.20	
	29					\$ -	
9	30 Garage doors					\$ -	
	31 9 x 7 garage door allowance	0	\$ -			\$ -	
	32 16 x 7 garage door allowance		\$ 1,900.00			\$ 1,900.00	
	33 Garage door opener allowance		\$ 275.00			\$ 275.00	
	34 Garge door install Labor	Line 38 (600.00 Quoted)	\$ -			\$ -	
	35					\$ -	
	36					\$ -	

10	37	framming labor				\$	-	
	38	Main living area framing labor	Line 38	\$	-	\$	-	
	39	Basement area framing labor - finished area	Line 38			\$	-	
	40	Finish framing	Line 38			\$	-	
	41					\$	-	
11	42	Framing Materials				\$	-	
	43	LS Building materials		\$	26,072.00	\$	26,072.00	
	44	LS Building materials reimbursments to legacy		\$	-	\$	-	
	45	Sheathing - zip system zip tape - regular osb		\$	-	\$	-	
	46	pawnee lumber - Pay direct				\$	-	
	47	pawnee lumber - re-embursement to legacy				\$	-	
	48	Menards - payment direct				\$	-	
	49	menards re-embursement to legacy				\$	-	
	50	Lowes - payment direct						
	51	Lowes re-embursement to legacy						
	52							
12	53	Windows and doors				\$	-	
	54	window package	per quote Menards	\$	23,414.48	\$	22,503.67	\$ 910.81 Menards
	55	exterior doors - front	\$3,299.81 moved to line 12.54	\$	-	\$	-	\$ -
	56	Slider to basement patio	\$3,363.00 moved to line 12.54	\$	-			\$ -
	57	Garage man door - to exterior	included in window package	\$	395.00			\$ 395.00
	58	Garage man door - to interior - firedoor	included in window package	\$	395.00			\$ 395.00
	59	exterior door handles		\$	124.00			\$ 124.00
	60	interior doors - Main floor		\$	2,805.00			\$ 2,805.00
	61	double closet doors	see above	\$	3,000.00			\$ 3,000.00
	62	interior doors - Basement		\$	(5,000.00)			\$ (5,000.00)
	63	interior door handles - Main floor		\$	391.00			\$ 391.00
	64	interior door handles - basement	see above	\$	-			\$ -
	65							\$ -
13	66	Roofing				\$	-	
	67	Materials		\$	7,035.83			\$ 7,035.83
	68	Labor	Line 38 (4,865.95 estimated)	\$	-			\$ -
	69							\$ -
14	70	Sidding				\$	-	
	71	sidding-Material		\$	11,240.70			\$ 11,240.70
	72	sidding labor	Line 38 (4500 estimated)	\$	-			\$ -
	73	Soffit		\$	1,684.00			\$ 1,684.00
	74	Facia		\$	1,684.00			\$ 1,684.00
	75	Gutters materials and labor		\$	2,900.00			\$ 2,900.00
	76	Soffit labor	Line 38 (1800 estimated)					\$ -
15	77	Brick and stone				\$	-	
	78	masonry Materials		\$	4,814.42			\$ 4,814.42
	79	Masonry labor	\$18 a sq foot	\$	6,732.00			\$ 6,732.00
	80	Stone mailbox with address stone and limestone flat cap	not quotred	\$	-			\$ -

81					\$ -	
16	82	Electrical materials & Labor		\$ 26,950		\$ 26,950.00
83		Lighting allowance		\$ 2,500.00		\$ 2,500.00
84						\$ -
85						\$ -
17	86	Plumbing materials & Labor				\$ -
87		Plumbing parts -tubs - showers etc	per quote	\$ 24,000.00	\$ 5,000.00	\$ 19,000.00
88		Faucets				\$ -
89		combi unit on demand water heater (5,500)	not quoted- regular electric water heater	\$ -		\$ -
18	90	HVAC unit 1		\$ 22,000.00		\$ 22,000.00
91		HVAC unit 2				\$ -
92		Heated floor basement and garage		\$ -	\$ -	\$ -
19	93	Insulation - foam in all ext walls of living area only		\$ 5,427.00		\$ 5,427.00
94		Insulation - Cellulose in attic area including garage R-49		\$ 7,103.25		\$ 7,103.25
95		Insulation - Fiberglass garage walls	see above - included in wall quote	\$ 438.21		\$ 438.21
96						\$ -
20	97	Drywall				\$ -
98		drywall / material		\$ 8,860.94		\$ 8,860.94
99		drywall labor	Line 38 (9,000.00 estimated)	\$ -		\$ -
100						\$ -
21	101	Paint				\$ -
102		painting material - color city loft for whole house		\$ 4,562.60		\$ 4,562.60
103		painting labor - 2 color changed 150 each	Line 38 (8,000.00 estimated)	\$ 300.00		\$ 300.00
104						\$ -
22	105	Casing and trim				\$ -
106		casing and trim materials		\$ 4,738.40		\$ 4,738.40
107		finish trim labor - includes cabinets,doors etc	Line 38 (9,800.00 estimated)			\$ -
108						\$ -
23	109	interior stairs				\$ -
110		framing stair materials		\$ 371.00		\$ 371.00
111		stair railing - materials only		\$ 720.00		\$ 720.00
112		stair railing stain /paint - materials only		\$ 738.00		\$ 738.00
113		stair labor	Line 38			\$ -
24	114	floor coverings				\$ -
115		First floor flooring allowance	per bid	\$ 19,963.00		\$ 19,963.00
116		2nd floor - flooring allowance		\$ -		\$ -
117		basement flooring allowance	per bid	\$ -		\$ -
118		master - shower tile	per bid	\$ 5,956.00		\$ 5,956.00
119		Tile kitchen backsplash	per bid	\$ -		\$ -
120						\$ -
25	121	Shelving		\$ 1,300.00		\$ 1,300.00
122						\$ -
26	123	Mirrors		\$ 600.00		\$ 600.00
124		Lighted mirrors				\$ -

Flentjes plumbing

27	125	Shower door- master suite		\$	3,151.47				\$	3,151.47
	126	Shower door- common bath							\$	-
	127	Shower door- basement bath								
28	128	cabinets - kitchen bath		\$	17,400.00				\$	17,400.00
	129	Laundry tub		\$	-				\$	-
	130	Laundry cabinets							\$	-
	131	Pulls							\$	-
	132								\$	-
29	133	counter tops		\$	10,300.00				\$	10,300.00
	134	laundry couter top		\$	-				\$	-
	135	Kitchen sink	see counter top	\$	-				\$	-
30	136	landscaping - sod		\$	1,500.00				\$	1,500.00
	137								\$	-
31	138	Misc Labor expense							\$	-
	139								\$	-
32	140	deck and railing		\$	2,500.00				\$	2,500.00
	141	stamped slab rear of home		\$	2,300.00				\$	2,300.00
	142								\$	-
33	143	appliances allowance		\$	2,500.00				\$	2,500.00
	144								\$	-
34	145	utility expense		\$	-				\$	-
	146								\$	-
35	147	Fireplace - electric 60 inch		\$	1,400.00				\$	1,400.00
	148								\$	-
36	149	interest expense - none included	Homeowners responsibility	\$	-				\$	-
	150								\$	-
37	151	equipment rental		\$	600.00				\$	600.00
	152								\$	-
38	153	GC and general labor		\$	159,800.00			\$	15,500.00	\$ 144,300.00
	154	Framing, roofing, trim, stair railing assembly, fine finish trim work							\$	-
	155	Painting, drywall hanging, drywall finishing , siding							\$	-
	156	concrete labor,dirtwork, backfill, excavation, Insulation							\$	-
	157								\$	-
39	158	Misclenous							\$	-
	159	ring system cameras - regular door bell - no ring system		\$	35.00				\$	35.00
	160	fence - none quoted unless requested							\$	-
	161	real estate sales commision		\$	-				\$	-
	162									
	163									
	164									
Totals				\$	568,589.07	\$	-	\$	73,890.02	\$ 494,699.05

Legacy construction

The owner and contractor further state that there are no other contracts for said work outstanding and that there is nothing due or to become due to any person, firm, or corporation for material, fixtures, services, and labor, or either, or any work of any kind, other than as stated above, or on any account whatsoever, that the waivers of lien presented herewith are true, correct and genuine and are signed by the respective persons whose names appear thereon; that each and every such waiver was delivered unconditionally; that said waivers were not obtained through any fraud, mistake or duress, and that there is no claim either legal or equitable to defeat the validity of said waivers.

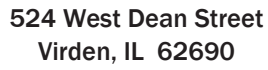
Change orders signed to date

Date	Description	Amount	paid by customer	Due at closing
------	-------------	--------	------------------	----------------

Total amount of all change orders	\$	-	\$	-
-----------------------------------	----	---	----	---

General Contractor/Owner		General Contractor/Owner	
<div>Legacy Real estate Professionals LLC</div> <div>Date</div>		<div>Date</div>	
<div>Managing Member</div> <div>Name and title</div>		<div>owner of project</div> <div>Name and title</div>	

Notes



Date	Invoice #
2/25/25	20584

Legacy Construction Gutter and Steel LLC
201 S. Walnut, Suite 304
Rochester, IL 62563

Date of Service	Service Provided	Amount
2/25/25	56 Firefly - Groundwork Plumbing and material deposit	5000.00

Balance Due	\$5000.00
-------------	-----------

Bid by:

Date: 9/12/24



Submitted to: Legacy Real Estate Professionals

Job: 52 Firefly, Chatham

dann2277@hotmail.com

This bid is for the complete installation of a working plumbing system for this new home. The price below is complete including fixtures, material, tax and labor.

- (1)Single handle kitchen faucet – Moen Arbor, ORB
- (1)1/2 hp garbage disposal – ISE Badger 5
- (1)Dishwasher hook-up
- (1)Icemaker convenience box
- (1)Washer box
- (2)Laundry tub & faucet
- (2)5' Tub/shower
- (2)Single handle tub/shower faucet – Moen Eva, ORB
- (1)5' Shower (base only)
- (1)Single handle shower faucet – Moen Eva, ORB
- (1)Soaking tub
- (1)Roman tub faucet – Moen Eva, ORB
- (5)Two handle lav faucet – Moen Eva, ORB
- (3)Elongated stool w/seat and cover
- (1)50 Gallon electric hot water heater
- (1)Whole house filter
- (1)Water softener
- (1)Sump pump
- (1)Sewage pit and pump
- (2)Freezeless sillcock
- (1)Radon vent

Kitchen sink provided by others.

Finished basement bath.

<p><i>Flentje's Plumbing, Inc.</i> will furnish labor and material to complete the above for the sum of: Twenty-nine thousand, five hundred, forty-one dollars and no/100 dollars (\$29,541.00)</p>

- Notes:
- 1. Price is based on white fixtures and chrome faucets (unless otherwise specified).
 - 2. Approved water, drain and vent piping to foundation only.
 - 3. No permits or tapping fees unless otherwise specified are included.
 - 4. Shower doors are not included in bid. Installation of shower doors not available.
 - 5. Flue for hot water heater to be ran by HVAC. Not included in bid.
 - 6. Gas lines to be ran by HVAC. Not included in bid.
 - 7. All work will be completed in accordance with the Illinois Plumbing Code.

INVOICE

Legacy Construction Gutter's and Steel, LLC
201 S Walnut St Ste 304
Rochester, IL 62563-7501

Office@DanWallace.info
+1 (217) 498-1132
www.DanWallace.info



Bill to

Tiffany Turner
56 firefly
Chatham, Illinois

Ship to

Tiffany Turner
56 firefly
Chatham, Illinois

Invoice details

Invoice no.: 1007
Terms: Net 30
Invoice date: 02/24/2025
Due date: 03/26/2025

#	Product or service	Description	Qty	Rate	Amount
1.	56 Firefly Income	building permit Chatham	1	\$2,500.00	\$2,500.00
2.	56 Firefly Income	building plans	1	\$2,500.00	\$2,500.00
3.	56 Firefly Income	Phase 1 GC fees	1	\$15,500.00	\$15,500.00


Total \$20,500.00

Ways to pay




We do take credit cards, there is a 3.0% credit card fee to do so.


View and pay

Line Item	Quantity	Product Description	Unit Price	Total Price
100-1	2	JELD-WEN Builders Rectangle Single Hung 2 Wide	\$1,409.84	\$2,819.68
Rough Opening:	72 x 66	Assembly = Full Unit		
Actual Size:	71.5 x 65.5	Product Model = Tilt		
Room:	OFFICE	Country Where Unit Will Be Installed = USA		
	<i>Unit is viewed from the outside looking in.</i>	Performance Grade Rating = PG20, DP+20/-20 (Standard)		
		Installation & Frame Type = With Nailing Flange		
		Overall Measurement Type = Rough Opening		
		Overall Rough Opening Width = 72"		
		Overall Rough Opening Height = 66"		
		Overall Actual Size = 71 1/2 -in X 65 1/2 -in		
		Overall Mull Division = Evenly Divided		
		Overall Rough Opening Left Unit Width = 36"		
		Overall Sash Split = Even Divide		
		Overall Lower Sash Height = 33"		
		Overall Assembly = CHS		
		Country Where Will Be Installed = USA		
		Measurement Type = Rough Opening		
		Rough Opening Width = 36"		
		Rough Opening Height = 66"		
		Sash Split = Even Divide		
		Lower Sash Height = 33"		
		Does Unit Meet Egress Requirements? = Meets 5.7 sqft Egress (All Floors)		
		Exterior Finish = FiniShield Black		
		Interior Finish = White		
		Grille Type = 5/8" Flat		
		Grille Location in Glass = All Glass		
		Grille Finish = Define Interior and Exterior Separately		
		Grid Color - Exterior = Black		
		Grid Color - Interior = White		
		Grille Pattern = Prairie Glass		
		Pattern Position = 4" Border		
		Grid To Match = No		
		Lifetime Accidental Glass Breakage Coverage = Yes		
		Glass Energy Efficiency = Other Glass Options		
		High Altitude (above 3500 feet) = No		
		Upgraded Spacer Bar = Standard		
		Sound Transmission Class = Standard		
		Glass Glazing = Double Pane		
		Low-E Coating Choice = SunFlow		
		Neat Glass = No		
		Glass Color/Texture = Clear		
		Glass Type = Standard		
		Insulated Glass Options = Argon		
		Elevation = 0 - 3500 feet		
		CA Urban Fire Code Label = No CA Fire Label		
		Select Glass Thickness = Standard Default Thickness		
		Screen Options = Fiberglass Mesh Screen		
		Lock Hardware Type = Cam Lock(s)		
		Hardware Finish - Interior = White		
		Secondary Vent Stop = No		
		Exterior Frame Accessories = None		
		Interior Frame Accessories = None		
		Extension Jamb = None		
		Prep for Shipping = None		
		Number of Locks = 2 Locks		
		Secondary Vent Stop = No Secondary Vent Stop		
		Is this a Reorder? = No		
		Weight (lb) = 85.99		
		U-Factor = 0.31		
		Solar Heat Gain Coefficient = 0.49		
		Visible Light Transmittance = 0.59		
		Condensation Resistance = 55		
		CPD# = JEL-A-225-10667-00001		
		Energy Star Qualified = None		
		Overall Frame Depth = 2 7/8"		
		Catalog Version Date = 12/12/2024		
		Catalog Version = 24.4.15.1		
		MenardsSKU = 4001357		


Line Item	Quantity	Product Description	Unit Price	Total Price
200-1	1	JELD-WEN Builders Rectangle Single Hung 2 Wide	\$1,409.84	\$1,409.84
Rough Opening:	72 x 66	Assembly = Full Unit, CHS		
Actual Size:	71.5 x 65.5	Assembly = Full Unit		
Room:	dINING ROOM	Product Model = Tilt		
	<i>Unit is viewed from the outside looking in.</i>	Country Where Unit Will Be Installed = USA		
		Performance Grade Rating = PG20, DP+20/-20 (Standard)		
		Installation & Frame Type = With Nailing Flange		
		Measurement Type = Rough Opening		
		Rough Opening Width = 72"		
		Rough Opening Width = 36"		
		Rough Opening Height = 66"		
		Actual Size = 71 1/2 -in X 65 1/2 -in		
		Mull Division = Evenly Divided		
		Rough Opening Left Unit Width = 36"		
		Sash Split = Even Divide		
		Lower Sash Height = 33"		
		Does Unit Meet Egress Requirements? = Meets 5.7 sqft Egress (All Floors)		
		Exterior Finish = FinishShield Black		
		Interior Finish = White		
		Grille Type = 5/8" Flat		
		Grille Location in Glass = All Glass		
		Grille Finish = Define Interior and Exterior Separately		
		Grid Color - Exterior = Black		
		Grid Color - Interior = White		
		Grille Pattern = Prairie Glass		
		Pattern Position = 4" Border		
		Grid To Match = No		
		Lifetime Accidental Glass Breakage Coverage = Yes		
		Glass Energy Efficiency = Other Glass Options		
		High Altitude (above 3500 feet) = No		
		Upgraded Spacer Bar = Standard		
		Sound Transmission Class = Standard		
		Glass Glazing = Double Pane		
		Low-E Coating Choice = SunFlow		
		Neat Glass = No		
		Glass Color/Texture = Clear		
		Glass Type = Standard		
		Insulated Glass Options = Argon		
		Elevation = 0 - 3500 feet		
		CA Urban Fire Code Label = No CA Fire Label		
		Select Glass Thickness = Standard Default Thickness		
		Screen Options = Fiberglass Mesh Screen		
		Lock Hardware Type = Cam Lock(s)		
		Hardware Finish - Interior = White		
		Secondary Vent Stop = No		
		Exterior Frame Accessories = None		
		Interior Frame Accessories = None		
		Extension Jamb = None		
		Prep for Shipping = None		
		Number of Locks = 2 Locks		
		Secondary Vent Stop = No Secondary Vent Stop		
		Is this a Reorder? = No		
		Weight (lb) = 85.99		
		U-Factor = 0.31		
		Solar Heat Gain Coefficient = 0.49		
		Visible Light Transmittance = 0.59		
		Condensation Resistance = 55		
		CPD# = JEL-A-225-10667-00001		
		Energy Star Qualified = None		
		Overall Frame Depth = 2 7/8"		
		Catalog Version Date = 12/12/2024		
		Catalog Version = 24.4.15.1		
		MenardsSKU = 4001357		




Line Item	Quantity	Product Description	Unit Price	Total Price
300-1	1	JELD-WEN Builders Rectangle Single Hung 2 Wide	\$973.99	\$973.99
Rough Opening:	48 x 42	Assembly = Full Unit, CHS		
Actual Size:	47.5 x 41.5	Assembly = Full Unit		
Room:	KITCHEN	Product Model = Tilt		
	<i>Unit is viewed from the outside looking in.</i>	Country Where Unit Will Be Installed = USA		
		Performance Grade Rating = PG20, DP+20/-20 (Standard)		
		Installation & Frame Type = With Nailing Flange		
		Measurement Type = Rough Opening		
		Rough Opening Width = 48"		
		Rough Opening Width = 24"		
		Rough Opening Height = 42"		
		Actual Size = 47 1/2 -in X 41 1/2 -in		
		Mull Division = Evenly Divided		
		Rough Opening Left Unit Width = 24"		
		Sash Split = Even Divide		
		Lower Sash Height = 21"		
		Does Unit Meet Egress Requirements? = Does Not Meet Egress		
		Exterior Finish = FiniShield Black		
		Interior Finish = White		
		Grille Type = 5/8" Flat		
		Grille Location in Glass = All Glass		
		Grille Finish = Define Interior and Exterior Separately		
		Grid Color - Exterior = Black		
		Grid Color - Interior = White		
		Grille Pattern = Prairie Glass		
		Pattern Position = 4" Border		
		Grid To Match = No		
		Lifetime Accidental Glass Breakage Coverage = Yes		
		Glass Energy Efficiency = Other Glass Options		
		High Altitude (above 3500 feet) = No		
		Upgraded Spacer Bar = Standard		
		Sound Transmission Class = Standard		
		Glass Glazing = Double Pane		
		Low-E Coating Choice = SunFlow		
		Neat Glass = No		
		Glass Color/Texture = Clear		
		Glass Type = Standard		
		Insulated Glass Options = Argon		
		Elevation = 0 - 3500 feet		
		CA Urban Fire Code Label = No CA Fire Label		
		Select Glass Thickness = Standard Default Thickness		
		Screen Options = Fiberglass Mesh Screen		
		Lock Hardware Type = Cam Lock(s)		
		Hardware Finish - Interior = White		
		Secondary Vent Stop = No		
		Exterior Frame Accessories = None		
		Interior Frame Accessories = None		
		Extension Jamb = None		
		Prep for Shipping = None		
		Number of Locks = 2 Locks		
		Secondary Vent Stop = No Secondary Vent Stop		
		Is this a Reorder? = No		
		Weight (lb) = 38.64		
		U-Factor = 0.31		
		Solar Heat Gain Coefficient = 0.49		
		Visible Light Transmittance = 0.59		
		Condensation Resistance = 55		
		CPD# = JEL-A-225-10667-00001		
		Energy Star Qualified = None		
		Overall Frame Depth = 2 7/8"		
		Catalog Version Date = 12/12/2024		
		Catalog Version = 24.4.15.1		
		MenardsSKU = 4001357		




Line Item	Quantity	Product Description	Unit Price	Total Price
400-1	1	JELD-WEN Builders Rectangle Single Hung 2 Wide	\$1,409.84	\$1,409.84
		Assembly = Full Unit, CHS		
		Assembly = Full Unit		
		Product Model = Tilt		
		Country Where Unit Will Be Installed = USA		
		Performance Grade Rating = PG20, DP+20/-20 (Standard)		
		Installation & Frame Type = With Nailing Flange		
		Measurement Type = Rough Opening		
		Rough Opening Width = 72"		
		Rough Opening Width = 36"		
		Rough Opening Height = 66"		
		Actual Size = 71 1/2 -in X 65 1/2 -in		
		Mull Division = Evenly Divided		
		Rough Opening Left Unit Width = 36"		
		Sash Split = Even Divide		
		Lower Sash Height = 33"		
		Does Unit Meet Egress Requirements? = Meets 5.7 sqft Egress (All Floors)		
		Exterior Finish = FiniShield Black		
		Interior Finish = White		
		Grille Type = 5/8" Flat		
		Grille Location in Glass = All Glass		
		Grille Finish = Define Interior and Exterior Separately		
		Grid Color - Exterior = Black		
		Grid Color - Interior = White		
		Grille Pattern = Prairie Glass		
		Pattern Position = 4" Border		
		Grid To Match = No		
		Lifetime Accidental Glass Breakage Coverage = Yes		
		Glass Energy Efficiency = Other Glass Options		
		High Altitude (above 3500 feet) = No		
		Upgraded Spacer Bar = Standard		
		Sound Transmission Class = Standard		
		Glass Glazing = Double Pane		
		Low-E Coating Choice = SunFlow		
		Neat Glass = No		
		Glass Color/Texture = Clear		
		Glass Type = Standard		
		Insulated Glass Options = Argon		
		Elevation = 0 - 3500 feet		
		CA Urban Fire Code Label = No CA Fire Label		
		Select Glass Thickness = Standard Default Thickness		
		Screen Options = Fiberglass Mesh Screen		
		Lock Hardware Type = Cam Lock(s)		
		Hardware Finish - Interior = White		
		Secondary Vent Stop = No		
		Exterior Frame Accessories = None		
		Interior Frame Accessories = None		
		Extension Jamb = None		
		Prep for Shipping = None		
		Number of Locks = 2 Locks		
		Secondary Vent Stop = No Secondary Vent Stop		
		Is this a Reorder? = No		
		Weight (lb) = 85.99		
		U-Factor = 0.31		
		Solar Heat Gain Coefficient = 0.49		
		Visible Light Transmittance = 0.59		
		Condensation Resistance = 55		
		CPD# = JEL-A-225-10667-00001		
		Energy Star Qualified = None		
		Overall Frame Depth = 2 7/8"		
		Catalog Version Date = 12/12/2024		
		Catalog Version = 24.4.15.1		
		MenardsSKU = 4001357		




Line Item	Quantity	Product Description	Unit Price	Total Price
500-1	1	JELD-WEN Builders Rectangle Single Hung 2 Wide	\$1,318.34	\$1,318.34
Rough Opening:	72 x 60	Assembly = Full Unit, CHS		
Actual Size:	71.5 x 59.5	Assembly = Full Unit		
Room:	MASTER BEDROOM	Product Model = Tilt		
	<i>Unit is viewed from the outside looking in.</i>	Country Where Unit Will Be Installed = USA		
		Performance Grade Rating = PG20, DP+20/-20 (Standard)		
		Installation & Frame Type = With Nailing Flange		
		Measurement Type = Rough Opening		
		Rough Opening Width = 72"		
		Rough Opening Width = 36"		
		Rough Opening Height = 60"		
		Actual Size = 71 1/2 -in X 59 1/2 -in		
		Mull Division = Evenly Divided		
		Rough Opening Left Unit Width = 36"		
		Sash Split = Even Divide		
		Lower Sash Height = 30"		
		Does Unit Meet Egress Requirements? = Meets 5,7 sqft Egress (All Floors)		
		Exterior Finish = FiniShield Black		
		Interior Finish = White		
		Grille Type = 5/8" Flat		
		Grille Location in Glass = All Glass		
		Grille Finish = Define Interior and Exterior Separately		
		Grid Color - Exterior = Black		
		Grid Color - Interior = White		
		Grille Pattern = Prairie Glass		
		Pattern Position = 4" Border		
		Grid To Match = No		
		Lifetime Accidental Glass Breakage Coverage = Yes		
		Glass Energy Efficiency = Other Glass Options		
		High Altitude (above 3500 feet) = No		
		Upgraded Spacer Bar = Standard		
		Sound Transmission Class = Standard		
		Glass Glazing = Double Pane		
		Low-E Coating Choice = SunFlow		
		Neat Glass = No		
		Glass Color/Texture = Clear		
		Glass Type = Standard		
		Insulated Glass Options = Argon		
		Elevation = 0 - 3500 feet		
		CA Urban Fire Code Label = No CA Fire Label		
		Select Glass Thickness = Standard Default Thickness		
		Screen Options = Fiberglass Mesh Screen		
		Lock Hardware Type = Cam Lock(s)		
		Hardware Finish - Interior = White		
		Secondary Vent Stop = No		
		Exterior Frame Accessories = None		
		Interior Frame Accessories = None		
		Extension Jamb = None		
		Prep for Shipping = None		
		Number of Locks = 2 Locks		
		Secondary Vent Stop = No Secondary Vent Stop		
		Is this a Reorder? = No		
		Weight (lb) = 78.51		
		U-Factor = 0.31		
		Solar Heat Gain Coefficient = 0.49		
		Visible Light Transmittance = 0.59		
		Condensation Resistance = 55		
		CPD# = JEL-A-225-10667-00001		
		Energy Star Qualified = None		
		Overall Frame Depth = 2 7/8"		
		Catalog Version Date = 12/12/2024		
		Catalog Version = 24.4.15.1		
		MenardsSKU = 4001357		




Line Item	Quantity	Product Description	Unit Price	Total Price
600-1	1	JELD-WEN Builders Rectangle Single Hung Assembly = Full Unit Product Model = Tilt Country Where Unit Will Be Installed = USA Performance Grade Rating = PG20, DP+20/-20 (Standard) Installation & Frame Type = With Nailing Flange Measurement Type = Rough Opening Rough Opening Width = 36" Rough Opening Height = 48" Actual Size = 35 1/2 -in X 47 1/2 -in Sash Split = Even Divide Lower Sash Height = 24" Does Unit Meet Egress Requirements? = Does Not Meet Egress Exterior Finish = FiniShield Black Interior Finish = White Grille Type = 5/8" Flat Grille Location in Glass = All Glass Grille Finish = Define Interior and Exterior Separately Grid Color - Exterior = Black Grid Color - Interior = White Grille Pattern = Prairie Glass Pattern Position = 4" Border Grid To Match = No Lifetime Accidental Glass Breakage Coverage = Yes Glass Energy Efficiency = Energy Star Energy Star Zone = Energy Star - Northern High Altitude (above 3500 feet) = No Energy Star Version = Version 7 Upgraded Spacer Bar = Upgraded Glass Spacer. Improves thermal performance of the unit Energy Package to Match = None Sound Transmission Class = Standard Glass Glazing = Double Pane Low-E Coating Choice = SunFlow With HeatSave Neat Glass = No Glass Type = Standard Insulated Glass Options = Argon Elevation = 0 - 3500 feet Select Glass Thickness = 3/32 in - 3/32 out Screen Options = Fiberglass Mesh Screen Lock Hardware Type = Cam Lock(s) Number of Locks = 2 Locks Hardware Finish - Interior = White Secondary Vent Stop = No Exterior Frame Accessories = None Interior Frame Accessories = None Extension Jamb = None Prep for Shipping = None Is this a Reorder? = No Weight (lb) = 31.78 U-Factor = 0.25 Solar Heat Gain Coefficient = 0.48 Visible Light Transmittance = 0.58 Condensation Resistance = 46 CPD# = JEL-A-225-10905-00001 Energy Star Qualified = Northern Overall Frame Depth = 2 7/8" Catalog Version Date = 12/12/2024 Catalog Version = 24.4.15.1 MenardsSKU = 4001357	\$631.31	\$631.31
Rough Opening: 36 x 48				
Actual Size: 35.5 x 47.5				
Room: LAUNDRY				
Unit is viewed from the outside looking in.				
				


Line Item	Quantity	Product Description	Unit Price	Total Price
700-1	1	JELD-WEN Builders Rectangle Single Hung 2 Wide	\$1,318.34	\$1,318.34
Rough Opening:	72 x 60	Assembly = Full Unit, CHS		
Actual Size:	71.5 x 59.5	Assembly = Full Unit		
Room:	BEDROOM 2	Product Model = Tilt		
Unit is viewed from the outside looking in.		Country Where Unit Will Be Installed = USA		
		Performance Grade Rating = PG20, DP+20/-20 (Standard)		
		Installation & Frame Type = With Nailing Flange		
		Measurement Type = Rough Opening		
		Rough Opening Width = 72"		
		Rough Opening Width = 36"		
		Rough Opening Height = 60"		
		Actual Size = 71 1/2 -in X 59 1/2 -in		
		Mull Division = Evenly Divided		
		Rough Opening Left Unit Width = 36"		
		Sash Split = Even Divide		
		Lower Sash Height = 30"		
		Does Unit Meet Egress Requirements? = Meets 5.7 sqft Egress (All Floors)		
		Exterior Finish = FiniShield Black		
		Interior Finish = White		
		Grille Type = 5/8" Flat		
		Grille Location in Glass = All Glass		
		Grille Finish = Define Interior and Exterior Separately		
		Grid Color - Exterior = Black		
		Grid Color - Interior = White		
		Grille Pattern = Prairie Glass		
		Pattern Position = 4" Border		
		Grid To Match = No		
		Lifetime Accidental Glass Breakage Coverage = Yes		
		Glass Energy Efficiency = Other Glass Options		
		High Altitude (above 3500 feet) = No		
		Upgraded Spacer Bar = Standard		
		Sound Transmission Class = Standard		
		Glass Glazing = Double Pane		
		Low-E Coating Choice = SunFlow		
		Neat Glass = No		
		Glass Color/Texture = Clear		
		Glass Type = Standard		
		Insulated Glass Options = Argon		
		Elevation = 0 - 3500 feet		
		CA Urban Fire Code Label = No CA Fire Label		
		Select Glass Thickness = Standard Default Thickness		
		Screen Options = Fiberglass Mesh Screen		
		Lock Hardware Type = Cam Lock(s)		
		Hardware Finish - Interior = White		
		Secondary Vent Stop = No		
		Exterior Frame Accessories = None		
		Interior Frame Accessories = None		
		Extension Jamb = None		
		Prep for Shipping = None		
		Number of Locks = 2 Locks		
		Secondary Vent Stop = No Secondary Vent Stop		
		Is this a Reorder? = No		
		Weight (lb) = 78.51		
		U-Factor = 0.31		
		Solar Heat Gain Coefficient = 0.49		
		Visible Light Transmittance = 0.59		
		Condensation Resistance = 55		
		CPD# = JEL-A-225-10667-00001		
		Energy Star Qualified = None		
		Overall Frame Depth = 2 7/8"		
		Catalog Version Date = 12/12/2024		
		Catalog Version = 24.4.15.1		
		MenardsSKU = 4001357		




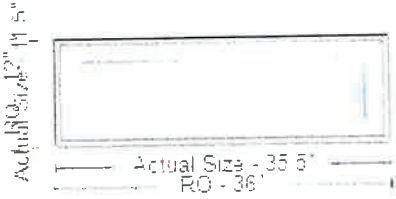
Line Item	Quantity	Product Description	Unit Price	Total Price
800-1	1	JELD-WEN Builders Rectangle Single Hung	\$681.91	\$681.91
Rough Opening:	36 x 66	Assembly = Full Unit		
Actual Size:	35.5 x 65.5	Product Model = Tilt		
Room:	BEDROOM3	Country Where Unit Will Be Installed = USA		
	<i>Unit is viewed from the outside looking in.</i>	Performance Grade Rating = PG20, DP+20/-20 (Standard)		
		Installation & Frame Type = With Nailing Flange		
		Measurement Type = Rough Opening		
		Rough Opening Width = 36"		
		Rough Opening Height = 66"		
		Actual Size = 35 1/2 -in X 65 1/2 -in		
		Sash Split = Even Divide		
		Lower Sash Height = 33"		
		Does Unit Meet Egress Requirements? = Meets 5.7 sqft Egress (All Floors)		
		Exterior Finish = FiniShield Black		
		Interior Finish = White		
		Grille Type = No Grilles		
		Lifetime Accidental Glass Breakage Coverage = Yes		
		Glass Energy Efficiency = Energy Star		
		Energy Star Zone = Energy Star - Northern		
		High Altitude (above 3500 feet) = No		
		Energy Star Version = Version 7		
		Upgraded Spacer Bar = Upgraded Glass Spacer, Improves thermal performance of the unit		
		Energy Package to Match = None		
		Sound Transmission Class = Standard		
		Glass Glazing = Double Pane		
		Low-E Coating Choice = SunFlow With HeatSave		
		Neat Glass = No		
		Glass Type = Standard		
		Insulated Glass Options = Argon		
		Elevation = 0 - 3500 feet		
		Select Glass Thickness = 3/32 in - 3/32 out		
		Screen Options = Fiberglass Mesh Screen		
		Lock Hardware Type = Cam Lock(s)		
		Number of Locks = 2 Locks		
		Hardware Finish - Interior = White		
		Secondary Vent Stop = No		
		Exterior Frame Accessories = None		
		Interior Frame Accessories = None		
		Extension Jamb = None		
		Prep for Shipping = None		
		Is this a Reorder? = No		
		Weight (lb) = 42.99		
		U-Factor = 0.25		
		Solar Heat Gain Coefficient = 0.53		
		Visible Light Transmittance = 0.65		
		Condensation Resistance = 46		
		CPD# = JEL-A-225-10874-00001		
		Energy Star Qualified = Northern		
		Overall Frame Depth = 2 7/8"		
		Catalog Version Date = 12/12/2024		
		Catalog Version = 24.4.15.1		
		MenardsSKU = 4001357		




Line Item	Quantity	Product Description	Unit Price	Total Price
900-1	1	JELD-WEN Builders Rectangle Single Hung	\$681.91	\$681.91
Rough Opening:	36 x 66	Assembly = Full Unit		
Actual Size:	35.5 x 65.5	Product Model = Tilt		
Room:	MASTER W.I.C.	Country Where Unit Will Be Installed = USA		
	<i>Unit is viewed from the outside looking in.</i>	Performance Grade Rating = PG20, DP+20/-20 (Standard)		
		Installation & Frame Type = With Nailing Flange		
		Measurement Type = Rough Opening		
		Rough Opening Width = 36"		
		Rough Opening Height = 66"		
		Actual Size = 35 1/2 -in X 65 1/2 -in		
		Sash Split = Even Divide		
		Lower Sash Height = 33"		
		Does Unit Meet Egress Requirements? = Meets 5.7 sqft Egress (All Floors)		
		Exterior Finish = FiniShield Black		
		Interior Finish = White		
		Grille Type = No Grilles		
		Lifetime Accidental Glass Breakage Coverage = Yes		
		Glass Energy Efficiency = Energy Star		
		Energy Star Zone = Energy Star - Northern		
		High Altitude (above 3500 feet) = No		
		Energy Star Version = Version 7		
		Upgraded Spacer Bar = Upgraded Glass Spacer. Improves thermal performance of the unit		
		Energy Package to Match = None		
		Sound Transmission Class = Standard		
		Glass Glazing = Double Pane		
		Low-E Coating Choice = SunFlow With HeatSave		
		Neat Glass = No		
		Glass Type = Standard		
		Insulated Glass Options = Argon		
		Elevation = 0 - 3500 feet		
		Select Glass Thickness = 3/32 in - 3/32 out		
		Screen Options = Fiberglass Mesh Screen		
		Lock Hardware Type = Cam Lock(s)		
		Number of Locks = 2 Locks		
		Hardware Finish - Interior = White		
		Secondary Vent Stop = No		
		Exterior Frame Accessories = None		
		Interior Frame Accessories = None		
		Extension Jamb = None		
		Prep for Shipping = None		
		Is this a Reorder? = No		
		Weight (lb) = 42.99		
		U-Factor = 0.25		
		Solar Heat Gain Coefficient = 0.53		
		Visible Light Transmittance = 0.65		
		Condensation Resistance = 46		
		CPD# = JEL-A-225-10874-00001		
		Energy Star Qualified = Northern		
		Overall Frame Depth = 2 7/8"		
		Catalog Version Date = 12/12/2024		
		Catalog Version = 24.4,15.1		
		MenardsSKU = 4001357		




Line Item	Quantity	Product Description	Unit Price	Total Price
1000-1	1	JELD-WEN Builders Rectangle	\$439.30	\$439.30
Rough Opening: 48 x 36		Assembly = Full Unit		
Actual Size: 47.5 x 35.5		Product to Match = Matches Single Hung/Slider		
Room: MASTER BATH		Country Where Unit Will Be Installed = USA		
Unit is viewed from the outside looking in.		Performance Grade Rating = PG20, DP+20/-20 (Standard)		
		Installation & Frame Type = With Nailing Flange - w\Track Filler		
 <p>Diagram showing a window unit with dimensions: Rough Opening (RO) = 48" and Actual Size = 47 1/2".</p>		Measurement Type = Rough Opening		
		Rough Opening Width = 48"		
		Rough Opening Height = 36"		
		Actual Size = 47 1/2 -in X 35 1/2 -in		
		Exterior Finish = FiniShield Black		
		Interior Finish = White		
		Grille Type = No Grilles		
		Lifetime Accidental Glass Breakage Coverage = Yes		
		Glass Energy Efficiency = Energy Star		
		Energy Star Zone = Energy Star - Northern		
		High Altitude (above 3500 feet) = No		
		Energy Star Version = Version 7		
		Upgraded Spacer Bar = Upgraded Glass Spacer. Improves thermal performance of the unit		
		Energy Package to Match = None		
		Sound Transmission Class = Standard		
		Glass Glazing = Double Pane		
		Low-E Coating Choice = SunFlow With HeatSave		
		Neat Glass = No		
		Glass Type = Standard		
		Insulated Glass Options = Argon		
		Elevation = 0 - 3500 feet		
		Select Glass Thickness = 3/32 in - 3/32 out		
		Exterior Frame Accessories = None		
		Interior Frame Accessories = None		
		Extension Jamb = None		
		Prep for Shipping = None		
		Is this a Reorder? = No		
		Weight (lb) = 32.94		
		U-Factor = 0.22		
		Solar Heat Gain Coefficient = 0.57		
		Visible Light Transmittance = 0.7		
		Condensation Resistance = 46		
		CPD# = JEL-A-700-06944-00001		
		Energy Star Qualified = Northern		
		Overall Frame Depth = 2 7/8"		
		Catalog Version Date = 12/12/2024		
		Catalog Version = 24.4.15.1		
		MenardsSKU = 4001360		

Line Item	Quantity	Product Description	Unit Price	Total Price
1100-1	1	JELD-WEN Builders Rectangle Assembly = Full Unit	\$208.85	\$208.85
Rough Opening:	36 x 12	Product to Match = Matches Single Hung/Slider Country Where Unit Will Be Installed = USA		
Actual Size:	35.5 x 11.5	Performance Grade Rating = PG20, DP+20/-20 (Standard) Installation & Frame Type = With Nailing Flange - w\Track Filler		
Room:	MASTER BATH	Measurement Type = Rough Opening		
	<i>Unit is viewed from the outside looking in.</i>	Rough Opening Width = 36" Rough Opening Height = 12"		
		Actual Size = 35 1/2 -in X 11 1/2 -in Exterior Finish = FiniShield Black Interior Finish = White Grille Type = No Grilles Lifetime Accidental Glass Breakage Coverage = Yes Glass Energy Efficiency = Energy Star Energy Star Zone = Energy Star - Northern High Altitude (above 3500 feet) = No Energy Star Version = Version 7 Upgraded Spacer Bar = Upgraded Glass Spacer. Improves thermal performance of the unit Energy Package to Match = None Sound Transmission Class = Standard Glass Glazing = Double Pane Low-E Coating Choice = SunFlow With HeatSave Neat Glass = No Glass Type = Standard Insulated Glass Options = Argon Elevation = 0 - 3500 feet Select Glass Thickness = 3/32 in - 3/32 out Exterior Frame Accessories = None Interior Frame Accessories = None Extension Jamb = None Prep for Shipping = None Is this a Reorder? = No Weight (lb) = 9.87 U-Factor = 0.22 Solar Heat Gain Coefficient = 0.57 Visible Light Transmittance = 0.7 Condensation Resistance = 46 CPD# = JEL-A-700-06944-00001 Energy Star Qualified = Northern Overall Frame Depth = 2 7/8" Catalog Version Date = 12/12/2024 Catalog Version = 24.4.15.1 MenardsSKU = 4001360		

Line Item	Quantity	Product Description	Unit Price	Total Price
1200-1	1	JELD-WEN Builders Rectangle Single Hung	\$628.23	\$628.23
Rough Opening: 36 x 60		Assembly = Full Unit		
Actual Size: 35.5 x 59.5		Product Model = Tilt		
Room: BASEMENT LIVING		Country Where Unit Will Be Installed = USA		
Unit is viewed from the outside looking in.		Performance Grade Rating = PG20, DP+20/-20 (Standard)		
		Installation & Frame Type = With Nailing Flange		
		Measurement Type = Rough Opening		
		Rough Opening Width = 36"		
		Rough Opening Height = 60"		
		Actual Size = 35 1/2 -in X 59 1/2 -in		
		Sash Split = Even Divide		
		Lower Sash Height = 30"		
		Does Unit Meet Egress Requirements? = Meets 5.7 sqft Egress (All Floors)		
		Exterior Finish = FiniShield Black		
		Interior Finish = White		
		Grille Type = No Grilles		
		Lifetime Accidental Glass Breakage Coverage = Yes		
		Glass Energy Efficiency = Energy Star		
		Energy Star Zone = Energy Star - Northern		
		High Altitude (above 3500 feet) = No		
		Energy Star Version = Version 7		
		Upgraded Spacer Bar = Upgraded Glass Spacer, Improves thermal performance of the unit		
		Energy Package to Match = None		
		Sound Transmission Class = Standard		
		Glass Glazing = Double Pane		
		Low-E Coating Choice = SunFlow With HeatSave		
		Neat Glass = No		
		Glass Type = Standard		
		Insulated Glass Options = Argon		
		Elevation = 0 - 3500 feet		
		Select Glass Thickness = 3/32 in - 3/32 out		
		Screen Options = Fiberglass Mesh Screen		
		Lock Hardware Type = Cam Lock(s)		
		Number of Locks = 2 Locks		
		Hardware Finish - Interior = White		
		Secondary Vent Stop = No		
		Exterior Frame Accessories = None		
		Interior Frame Accessories = None		
		Extension Jamb = None		
		Prep for Shipping = None		
		Is this a Reorder? = No		
		Weight (lb) = 39.26		
		U-Factor = 0.25		
		Solar Heat Gain Coefficient = 0.53		
		Visible Light Transmittance = 0.65		
		Condensation Resistance = 46		
		CPD# = JEL-A-225-10874-00001		
		Energy Star Qualified = Northern		
		Overall Frame Depth = 2 7/8"		
		Catalog Version Date = 12/12/2024		
		Catalog Version = 24.4.15.1		
		MenardsSKU = 4001357		

Line Item	Quantity	Product Description	Unit Price	Total Price
1300-1	1	JELD-WEN Builders Rectangle Single Hung	\$628.23	\$628.23
Rough Opening:	36 x 60	Assembly = Full Unit		
Actual Size:	35.5 x 59.5	Product Model = Tilt		
Room:	BASEMENT BEDROOM	Country Where Unit Will Be Installed = USA		
	<i>Unit is viewed from the outside looking in.</i>	Performance Grade Rating = PG20, DP+20/-20 (Standard)		
		Installation & Frame Type = With Nailing Flange		
		Measurement Type = Rough Opening		
		Rough Opening Width = 36"		
		Rough Opening Height = 60"		
		Actual Size = 35 1/2 -in X 59 1/2 -in		
		Sash Split = Even Divide		
		Lower Sash Height = 30"		
		Does Unit Meet Egress Requirements? = Meets 5.7 sqft Egress (All Floors)		
		Exterior Finish = FiniShield Black		
		Interior Finish = White		
		Grille Type = No Grilles		
		Lifetime Accidental Glass Breakage Coverage = Yes		
		Glass Energy Efficiency = Energy Star		
		Energy Star Zone = Energy Star - Northern		
		High Altitude (above 3500 feet) = No		
		Energy Star Version = Version 7		
		Upgraded Spacer Bar = Upgraded Glass Spacer, Improves thermal performance of the unit		
		Energy Package to Match = None		
		Sound Transmission Class = Standard		
		Glass Glazing = Double Pane		
		Low-E Coating Choice = SunFlow With HeatSave		
		Neat Glass = No		
		Glass Type = Standard		
		Insulated Glass Options = Argon		
		Elevation = 0 - 3500 feet		
		Select Glass Thickness = 3/32 in - 3/32 out		
		Screen Options = Fiberglass Mesh Screen		
		Lock Hardware Type = Cam Lock(s)		
		Number of Locks = 2 Locks		
		Hardware Finish - Interior = White		
		Secondary Vent Stop = No		
		Exterior Frame Accessories = None		
		Interior Frame Accessories = None		
		Extension Jamb = None		
		Prep for Shipping = None		
		Is this a Reorder? = No		
		Weight (lb) = 39.26		
		U-Factor = 0.25		
		Solar Heat Gain Coefficient = 0.53		
		Visible Light Transmittance = 0.65		
		Condensation Resistance = 46		
		CPD# = JEL-A-225-10874-00001		
		Energy Star Qualified = Northern		
		Overall Frame Depth = 2 7/8"		
		Catalog Version Date = 12/12/2024		
		Catalog Version = 24.4.15.1		
		MenardsSKU = 4001357		




Total: **\$13,149.77**






Date: Sun Feb 23 03:59:41 2025
Design Name: Mastercraft Designer
Design ID: 329356743647
Estimated Price: \$3,297.00



*Today's estimated price, future pricing may go up or down. Tax, labor, and delivery not included.

How to recall and purchase your design at home: Scan here to recall your design or chat with a specialist 	How to purchase your design at the store: 1. Enter Design Id: 329356743647 at the Design-It Center Kiosk in the Building Materials Department 2. Follow the on-screen purchasing instructions See a Menards Team Member if you have questions.
OR 1 On Menards.com, enter "Design & Buy" in the search bar 2. Select the Your Door, Your Way Designer 3. Recall your design by entering Design ID: 329356743647 4. Follow the on-screen purchasing instructions	

QTY	DESCRIPTION	SKU
1	Prehung 36" x 80" 3 Panel Mission w/ 22"x14 1/2" Lite, Single Door, Steel ,Aspen 22" x 14 1/2" [AS-214] Patina Accent Right Hand Inswing Bore and Mortised for hinges with Deadbolt Bore 4 9/16" [2x4 construction] Black Composite frame Brickmould Applied Aluminum continuous sill Matte Black Hinges No Kickplate Interior Dark Oak , Exterior Dark Oak Energy Star Zones: North - North Central - South Central - South 14" x 80" ,Aspen AS-764 [AS-764] Patina Accent Sidelite on both sides Right Hand Inswing Rough Opening 69.25" X 82" Brick Opening 71" X 82.75" ** Estimated lead time for this item is 7 days **	4000437

Features	Glass	Outside View	Inside View
 			

PLEASE NOTE THE FOLLOWING	TODAY'S ESTIMATED PRICE
Interior trim not supplied. Door image and accessories are for representation only.	\$3,297.00 Price is good for all items on this page.
	Total price for all items \$3,297.00


This is an estimate. It is given only for general price information. This is not an offer and there can be no legally binding contract between the parties based upon this estimate. The prices stated herein are subject to change depending upon the market conditions. The prices stated on this estimate are not firm for any time period unless specifically written otherwise on this form. The availability of materials is subject to inventory conditions. MENARDS IS NOT RESPONSIBLE FOR ANY LOSS INCURRED BY THE GUEST WHO RELIES ON PRICES SET FORTH HEREIN OR ON THE AVAILABILITY OF ANY OF THE MATERIALS STATED HEREIN. All information on this form, other than price, has been provided by guest and Menards is not responsible for any errors in the information on this estimate, including but not limited to quantity, dimension and quality. Please examine this estimate carefully. MENARDS MAKES NO REPRESENTATIONS, ORAL, WRITTEN OR OTHERWISE THAT THE MATERIALS LISTED ARE SUITABLE FOR ANY PURPOSE BEING CONSIDERED BY THE GUEST, BECAUSE OF WIDE VARIATIONS IN CODES, THERE ARE NO REPRESENTATIONS THAT THE MATERIALS LISTED HEREIN MEET YOUR CODE REQUIREMENTS.

For other helpful Designers search "Design & Buy" on Menards.com


Date: Sun Feb 23 03:59:41 2025
 Design Name: Mastercraft Designer
 Design ID: 329356743647
 Estimated Price: \$3,297.00

*Today's estimated price, future pricing may go up or down. Tax, labor, and delivery not included.



How to recall and purchase your design at home: Scan here to recall your design or chat with a specialist 	OR 1 On Menards.com, enter "Design & Buy" in the search bar 2. Select the Your Door, Your Way Designer 3. Recall your design by entering Design ID: 329356743647 4. Follow the on-screen purchasing instructions	How to purchase your design at the store: 1. Enter Design Id: 329356743647 at the Design-It Center Kiosk in the Building Materials Department 2. Follow the on-screen purchasing instructions See a Menards Team Member if you have questions.
--	---	--

QTY	DESCRIPTION	SKU
1	Prehung 36" x 80" 3 Panel Mission w/ 22"x14 1/2" Lite, Single Door, Steel ,Aspen 22" x 14 1/2" [AS-214] Patina Accent Right Hand Inswing Bore and Mortised for hinges with Deadbolt Bore 4 9/16" [2x4 construction] Black Composite frame Brickmould Applied Aluminum continuous sill Matte Black Hinges No Kickplate Interior Dark Oak , Exterior Dark Oak Energy Star Zones: North - North Central - South Central - South 14" x 80" ,Aspen AS-764 [AS-764] Patina Accent Sidelite on both sides Right Hand Inswing Rough Opening 69.25" X 82" Brick Opening 71" X 82.75" ** Estimated lead time for this item is 7 days **	4000437

Features	Glass	Outside View	Inside View
  			

PLEASE NOTE THE FOLLOWING	TODAY'S ESTIMATED PRICE	
Interior trim not supplied. Door image and accessories are for representation only.	\$3,297.00 Price is good for all items on this page.	
	Total price for all items	\$3,297.00

This is an estimate. It is given only for general price information. This is not an offer and there can be no legally binding contract between the parties based upon this estimate. The prices stated herein are subject to change depending upon the market conditions. The prices stated on this estimate are not firm for any time period unless specifically written otherwise on this form. The availability of materials is subject to inventory conditions. MENARDS IS NOT RESPONSIBLE FOR ANY LOSS INCURRED BY THE GUEST WHO RELIES ON PRICES SET FORTH HEREIN OR ON THE AVAILABILITY OF ANY OF THE MATERIALS STATED HEREIN. All information on this form, other than price, has been provided by guest and Menards is not responsible for any errors in the information on this estimate, including but not limited to quantity, dimension and quality. Please examine this estimate carefully. MENARDS MAKES NO REPRESENTATIONS, ORAL, WRITTEN OR OTHERWISE THAT THE MATERIALS LISTED ARE SUITABLE FOR ANY PURPOSE BEING CONSIDERED BY THE GUEST, BECAUSE OF WIDE VARIATIONS IN CODES, THERE ARE NO REPRESENTATIONS THAT THE MATERIALS LISTED HEREIN MEET YOUR CODE REQUIREMENTS.

For other helpful Designers search "Design & Buy" on Menards.com

2250 CHUCKWAGON DRIVE
SPRINGFIELD, IL 62711
(217) 546-4930
(217) 241-5886

Design & Buy™ WINDOWS

Design #: 329356742751
Estimated Price: \$13,149.77

How to purchase at the store:

1. Take this packet to any Menards store.
2. Have a Menards Team Member enter the Design ID into the Window Designer Program.
3. Have a Menards Team Member print purchasing documents.
4. Take the Special Order Contract to the register and pay.

How to recall and purchase a saved design at home:

1. Go to Menards.com
2. Login to your account.
3. Go to the Window Designer from the Project Center and select Search Saved Designs.
4. Enter the Design ID or select from your open projects to load into the Window Designer.
5. Add your design to the cart and purchase.

Pre tax total \$20,254.49
Delivery (2 trips) \$250.00
Tax \$1,999.18

Total \$22,503.67

add
\$500 for
Triple window

Patio
Doors

ENTRY
Door

PRETAX
Total

\$13,649.77

3307.72

\$16,957.49

3297.00

\$20,254.49

Zaffiri Concrete inc

6445 Curran Road
New Berlin Illinois 62670
217-816-2632

INVOICE NO. 105
Date 2/26/2025

TO Legacy Construction Gutter and Steel LLC
201 s walnut Suite 304
Rochester Illinois 62563

Job: 56 Firefly
Chatham Ill

QTY	ITEM #	Description	UNIT PRICE	LINE TOTAL
1.00		Excavation, Load trucks	\$ 2,300.00	\$ 2,300.00
250.00		Exterior footings 18x8	\$ 18.50	\$ 4,625.00
0.00		interior footings	\$ 15.00	\$ -
5.00		pier pads	\$ 85.00	\$ 425.00
110.00		3' walls	\$ 33.00	\$ 3,630.00
0.00		4' walls	\$ 43.00	\$ -
		5' walls	\$ 58.00	\$ -
0.00		6' walls	\$ 60.00	\$ -
140.00		9' walls	\$ 69.00	\$ 9,660.00
		10' walls	\$ 85.00	\$ -
			\$ 1.70	\$ -
1.00		egress window	\$ 1,500.00	\$ 1,500.00
1459.00		waterproof rock tile	\$ 2.35	\$ 3,428.65
	Tons estimate	sand placed and compacted		
	SQ FT	Basement floor	\$ 4.70	
	SQ FT	Garage floor	\$ 5.50	
		rock foam frost wall		
1.00	remaining	dirt haul estimate	\$ 317.70	\$ 317.70
0.00		pump	\$ 850.00	\$ -
me				
				\$ 25,886.35