

Legacy Real Estate

HABOR POINT SIDE A (ROBIN)

Quote #: 3RH62X5

A Proposal for Window and Door Products prepared for:

End Customer:

Customer Number: LEG130
LEGACY REAL ESTATE
201 S. WALNUT
SUITE 304
ROCHESTER, IL 62563

Contact Name: DAN WALLACE

Job Site:

Harbor Point Duplex
Springfield, IL 62711

Shipping Address:

LS BUILDING PRODUCTS-SPRINGFIELD
3441 LUMBER LN
SPRINGFIELD, IL 62707-8847



KEITH CONDON
LS BUILDING PRODUCTS-SPRINGFIELD
300 PINECREST DR
EAST PEORIA, IL 61611-4853
Phone: (217) 965-4019
Fax: (217) 965-5767
Email: kcondon@ls-usa.com

This report was generated on 8/22/2024 2:46:24 PM using the Marvin Order Management System, version 0004.09.00 (Current). Price in USD. Unit availability and price are subject to change. Dealer terms and conditions may apply.

Featuring products from:



UNIT SUMMARY

The following is a schedule of the windows and doors for this project. For additional unit details, please see Line Item Quotes.

Additional charges, tax or Terms and Conditions may apply. Detail pricing is per unit.

NUMBER OF LINES: 17

TOTAL UNIT QTY: 19

LINE	MARK UNIT	PRODUCT LINE	ITEM	QTY
1	SIDE A - BASEMENT-FAMILY	Elevate	Elevate Assembly RO 108 5/16" X 82 1/2" Entered as Size by Units	1
2	SIDE A - BASEMENT-FAMILY	Essential	Essential Assembly RO 72" X 60-1/2" Entered as Size by Units	2
3	A - Mull Kit LIne 2 BSMT FAM	Essential	Parts: 11842060 WINDOW ESSENTIAL 6-0 MULL KIT,EBONY/STONE WHITE	1
4	SIDE A - BASEMENT FAMILY	Essential	Double Hung CN 2850 RO 32" X 60" Entered as CN 2850	1
5	SIDE A - MASTER BATH	Essential	Casement CN 3050 RO 36" X 60" Entered as CN 3050	1
6	SIDE A - MASTER BEDROOM	Essential	Casement CN 3050 RO 36" X 60" Entered as CN 3050	1
7	SIDE A - MASTER BEDROOM	Elevate	Elevate Assembly RO 108 5/16" X 82 1/2" Entered as Size by Units	1
8	SIDE A - LIVING ROOM	Elevate	Inswing French Door CN 3068 RO 37 5/16" X 82 1/2" Entered as CN 3068	1
9	SIDE A - LIVING ROOM	Essential	Essential Assembly RO 72" X 72" Entered as Size by Units	1
10	SIDE A - LIVING ROOM	Essential	Essential Assembly RO 72" X 72" Entered as Size by Units	1
11	A - Mull Kit Line 9 LIVING	Essential	Parts: 11850699 WINDOW MRF MULL KIT, EBONY/STONE WHITE, 96"	1
12	SIDE A - FOYER	Essential	Essential Assembly RO 90" X 48"	1

**ASSEMBLED R.O.
145" X 60-1/2"**

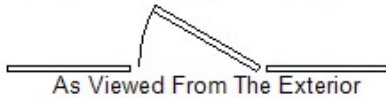
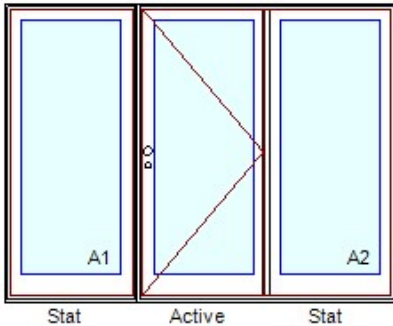
**ASSEMBLED R.O.
144-1/2" X 72"**

			Entered as Size by Units			
13	SIDE A - BEDROOM 3	Essential	Casement CN 3050 RO 36" X 60" Entered as CN 3050		1	
14	SIDE A - BEDROOM 3	Essential	Casement CN 3050 RO 36" X 60" Entered as CN 3050		1	
15	SIDE A - BEDROOM 2	Essential	Casement CN 3050 RO 36" X 60" Entered as CN 3050		1	
16	SIDE A - BEDROOM 2	Essential	Essential Assembly RO 72" X 24" Entered as Size by Units	ASSEMBLED R.O. 144-1/2" X 24"	2	
17	A - Mull Kit Line BED 2	Essential	Parts: 11842030 WINDOW ESSENTIAL MULL KIT CN30,EBONY/STONE WHITE		1	

LINE ITEM QUOTES

The following is a schedule of the windows and doors for this project. For additional unit details, please see Line Item Quotes. Additional charges, tax or Terms and Conditions may apply. Detail pricing is per unit.

Line #1 Qty: 1	Mark Unit: SIDE A - BASEMENT-FAMILY	Net Price: Ext. Net Price:	USD
-------------------	-------------------------------------	-------------------------------	-----



Entered As: Size by Units
 FS 107 5/16" X 82"

RO 108 5/16" X 82 1/2"

BF 107 5/16" X 82"

Egress Information A1

No Egress Information available.

Egress Information A2

Width: 31 1/4" Height: 77 7/16"
 Net Clear Opening: 16.80 SqFt

Ebony Exterior
 White Interior
 2W1H - Rectangle Assembly
Assembly Rough Opening
108 5/16" X 82 1/2"

Unit: A1
 Elevate Inswing French Door 6 9/16" - O
 CN 3068
 Rough Opening 37 5/16" X 82 1/2"
 Ebony Exterior
 White Interior
 IG - 1 Lite
 Tempered Low E3 w/Argon
 Black Perimeter Bar
 Bronze Ultrex Sill / Black Weather Strip

Unit: A2
 Elevate Inswing French Door 6 9/16" - XO
 CN 6068
 Rough Opening 72" X 82 1/2"
 Glass Add For All Panels
 Left Panel
 Ebony Exterior
 White Interior
 IG - 1 Lite
 Tempered Low E3 w/Argon
 Black Perimeter Bar
 Right Panel
 Ebony Exterior
 White Interior
 IG - 1 Lite
 Tempered Low E3 w/Argon
 Black Perimeter Bar
 Multi-Point Lock
 Northfield Handle Matte Black Keyed Exterior Primary Handle Set
 Northfield Handle Matte Black Interior Primary Handle Set
 Keyed
 Keyed Alike - Keyed Alike Group 1
 Ebony Adjustable Hinges
 Exterior Sliding Screen
 Ebony Surround
 Bright View Mesh
 ***Screen/Combo Ship Loose
 Bronze Ultrex Sill / Black Weather Strip
 Standard Mull Charge
 6 9/16" Jambs
 Nailing Fin

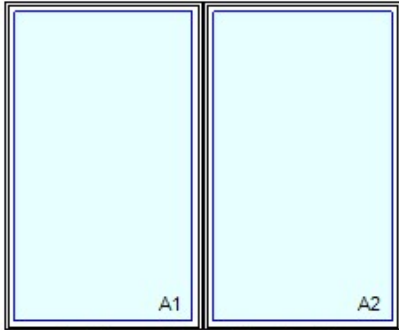
*****Note: Unit Availability and Price is Subject to Change**

Initials required

Seller: _____

Buyer: _____

Line #2 Qty: 2	Mark Unit: SIDE A - BASEMENT-FAMILY	Net Price: Ext. Net Price:	USD
-------------------	-------------------------------------	-------------------------------	-----



As Viewed From The Exterior

Entered As: Size by Units
 FS 72 1/2" X 60"

Egress Information A1, A2
 No Egress Information available.

Ebony Exterior
 Stone White Interior
 Window Frame
 2W1H - Rectangle Assembly
 Assembly Rough Opening
~~72" X 60 1/2"~~

Unit: A1
 Essential Direct Glaze Rectangle
 Basic Frame 36" X 60"
 Rough Opening 36 1/2" X 60 1/2"
 IG - 1 Lite
 Low E3 w/Argon
 Black Perimeter Bar

Unit: A2
 Essential Direct Glaze Rectangle
 Basic Frame 36" X 60"
 Rough Opening 36 1/2" X 60 1/2"
 IG - 1 Lite
 Low E3 w/Argon
 Black Perimeter Bar

Vertical Standard 1/2"
 6 9/16" Jamb
 Jamb Extension from 2" to 6 9/16"
 Nailing Fin with 6" Structural Brackets

***Note: Mull Certified to AAMA 450 and rated to LC-25
 ***Note: Unit Availability and Price is Subject to Change

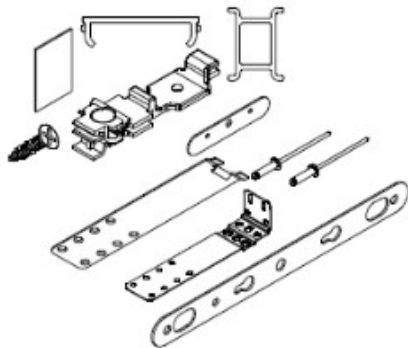
**ASSEMBLED R.O.
 145"W X 60-1/2"H**

Initials required

Seller: _____

Buyer: _____

Line #3 Qty: 1	Mark Unit: A - Mull Kit Line 2 BSMT FAM	Net Price: Ext. Net Price:	USD
-------------------	---	-------------------------------	-----



Marvin Parts

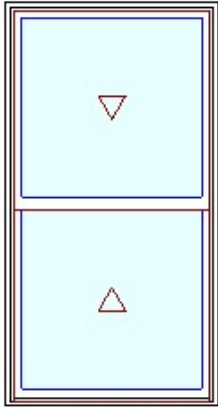
11842060 WINDOW ESSENTIAL 6-0 MULL KIT,EBONY/STONE WHITE

Initials required

Seller: _____

Buyer: _____

Line #4 Qty: 1	Mark Unit: SIDE A - BASEMENT FAMILY	Net Price: Ext. Net Price:	USD
-------------------	-------------------------------------	-------------------------------	-----



As Viewed From The Exterior

Entered As: CN
 CN 2850
 FS 31 1/2" X 59 1/2"
RO 32" X 60"
Egress Information
 Width: 28 9/16" Height: 25 13/64"
 Net Clear Opening: 5.00 SqFt

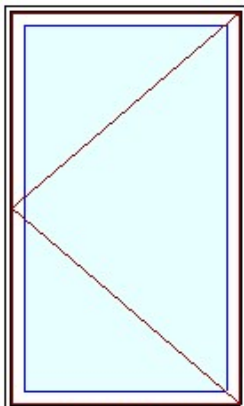
Ebony Exterior
 Stone White Interior
 Essential Double Hung
 CN 2850
Rough Opening 32" X 60"
 Glass Add For All Sash
 Top Sash
 IG - 1 Lite
 Low E3 w/Argon
 Black Perimeter Bar
 Bottom Sash
 IG - 1 Lite
 Low E3 w/Argon
 Black Perimeter Bar
 2 White Sash Lock
 White Sash Lift
 Exterior Aluminum Screen
 Ebony Surround
 Bright View Mesh
 6 9/16" Jamb
 Jamb Extension from 2" to 6 9/16"
 Nailing Fin
*****Note: Unit Availability and Price is Subject to Change**

Initials required

Seller: _____

Buyer: _____

Line #5 Qty: 1	Mark Unit: SIDE A - MASTER BATH	Net Price: Ext. Net Price:	USD
-------------------	---------------------------------	-------------------------------	-----



As Viewed From The Exterior

Entered As: CN
 CN 3050
 FS 35 1/2" X 59 1/2"
RO 36" X 60"
Egress Information
 Width: 26 43/64" Height: 54 5/16"
 Net Clear Opening: 10.06 SqFt

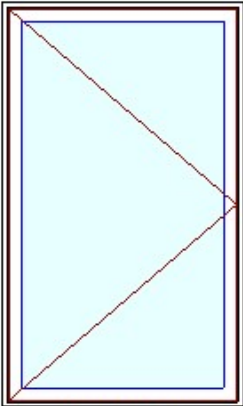
Ebony Exterior
 Stone White Interior
 Essential Casement - Left Hand
 CN 3050
Rough Opening 36" X 60"
 Residential Rated
 IG - 1 Lite
 Low E3 w/Argon
 Black Perimeter Bar
 White Folding Handle
 Interior Aluminum Screen
 Bright View Mesh
 Stone White Surround
 4 9/16" Jamb
 Jamb Extension from 2" to 4 9/16"
 Nailing Fin
*****Note: Unit Availability and Price is Subject to Change**

Initials required

Seller: _____

Buyer: _____

Line #6 Qty: 1	Mark Unit: SIDE A - MASTER BEDROOM	Net Price: Ext. Net Price:	USD
-------------------	------------------------------------	-------------------------------	-----



As Viewed From The Exterior

Entered As: CN
 CN 3050
 FS 35 1/2" X 59 1/2"
RO 36" X 60"
Egress Information
 Width: 26 43/64" Height: 54 5/16"
 Net Clear Opening: 10.06 SqFt

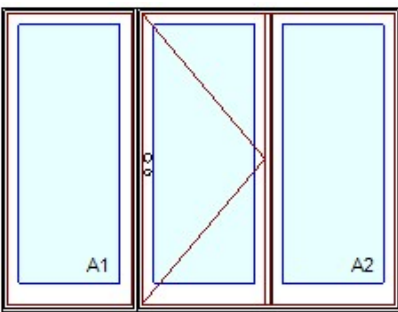
Ebony Exterior
 Stone White Interior
 Essential Casement - Right Hand
 CN 3050
Rough Opening 36" X 60"
 Residential Rated
 IG - 1 Lite
 Low E3 w/Argon
 Black Perimeter Bar
 White Folding Handle
 Interior Aluminum Screen
 Bright View Mesh
 Stone White Surround
 4 9/16" Jamb
 Jamb Extension from 2" to 4 9/16"
 Nailing Fin
*****Note: Unit Availability and Price is Subject to Change**

Initials required

Seller: _____

Buyer: _____

Line #7 Qty: 1	Mark Unit: SIDE A - MASTER BEDROOM	Net Price: Ext. Net Price:	USD
-------------------	------------------------------------	-------------------------------	-----



As Viewed From The Exterior

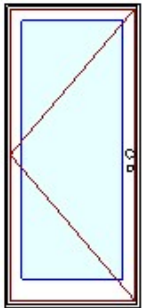
Entered As: Size by Units
 FS 107 5/16" X 82"
RO 108 5/16" X 82 1/2"
BF 107 5/16" X 82"
Egress Information A1
 No Egress Information available.
Egress Information A2
 Width: 31 1/4" Height: 77 7/16"
 Net Clear Opening: 16.80 SqFt

Ebony Exterior
 White Interior
 2W1H - Rectangle Assembly
Assembly Rough Opening 108 5/16" X 82 1/2"
 Unit: A1
 Elevate Inswing French Door 4 9/16" - O
 CN 3068
 Rough Opening 37 5/16" X 82 1/2"
 Ebony Exterior
 White Interior
 IG - 1 Lite
 Tempered Low E3 w/Argon
 Black Perimeter Bar
 Bronze Ultrex Sill / Black Weather Strip
 Unit: A2
 Elevate Inswing French Door 4 9/16" - XO
 CN 6068
 Rough Opening 72" X 82 1/2"
 Glass Add For All Panels
 Left Panel
 Ebony Exterior
 White Interior
 IG - 1 Lite
 Tempered Low E3 w/Argon
 Black Perimeter Bar

Right Panel
 Ebony Exterior
 White Interior
 IG - 1 Lite
 Tempered Low E3 w/Argon
 Black Perimeter Bar
 Multi-Point Lock
 Northfield Handle Matte Black Keyed Exterior Primary Handle Set
 Northfield Handle Matte Black Interior Primary Handle Set
 Keyed
 Keyed Alike - Keyed Alike Group 1
 Ebony Adjustable Hinges
 Exterior Sliding Screen
 Ebony Surround
 Bright View Mesh
 ***Screen/Combo Ship Loose
 Bronze Ultrex Sill / Black Weather Strip
 Standard Mull Charge
 4 9/16" Jamb
 Nailing Fin
*****Note: Unit Availability and Price is Subject to Change**

Initials required
 Seller: _____
 Buyer: _____

Line #8 Qty: 1	Mark Unit: SIDE A - LIVING ROOM	Net Price: Ext. Net Price:	USD	
-------------------	---------------------------------	-------------------------------	-----	--



Active



As Viewed From The Exterior

Entered As: CN
 CN 3068

FS 36 5/16" X 82"

RO 37 5/16" X 82 1/2"

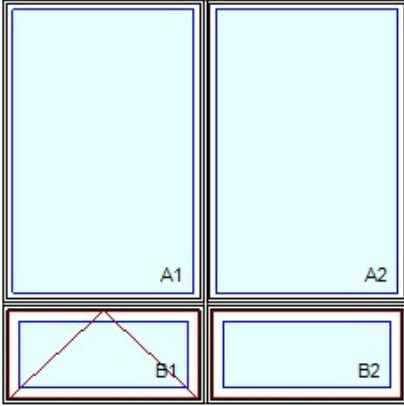
Egress Information

Width: 31 21/64" Height: 78 1/4"
 Net Clear Opening: 17.02 SqFt

Ebony Exterior
 White Interior
 Elevate Inswing French Door 4 9/16" - X Left Hand
 CN 3068
Rough Opening 37 5/16" X 82 1/2"
 Ebony Exterior
 White Interior
 IG - 1 Lite
 Tempered Low E3 w/Argon
 Black Perimeter Bar
 Multi-Point Lock
 Northfield Handle Matte Black Keyed Exterior Primary Handle Set
 Northfield Handle Matte Black Interior Primary Handle Set
 Keyed
 Keyed Alike - Keyed Alike Group 1
 Ebony Adjustable Hinges
 Exterior Swinging Screen
 Ebony Surround
 Bright View Mesh
 ***Screen/Combo Ship Loose
 Bronze Ultrex Sill / Black Weather Strip
 4 9/16" Jamb
 Nailing Fin
*****Note: Unit Availability and Price is Subject to Change**

Initials required
 Seller: _____
 Buyer: _____

Line #9 Qty: 1	Mark Unit: SIDE A - LIVING ROOM	Net Price: Ext. Net Price:	USD
-------------------	---------------------------------	-------------------------------	-----



As Viewed From The Exterior

Entered As: Size by Units
 FS 71 1/2" X 71 1/2"

Egress Information A1, A2, B1, B2
 No Egress Information available.

Ebony Exterior
 Stone White Interior
 Window Frame
 2W2H - Rectangle Assembly
 Assembly Rough Opening
~~70" X 72"~~

Unit: A1
 Essential Direct Glaze Rectangle
 Basic Frame 35 1/2" X 53 1/2"
 Rough Opening 36" X 54"
 IG - 1 Lite
 Low E3 w/Argon
 Black Perimeter Bar

Unit: A2
 Essential Direct Glaze Rectangle
 Basic Frame 35 1/2" X 53 1/2"
 Rough Opening 36" X 54"
 IG - 1 Lite
 Low E3 w/Argon
 Black Perimeter Bar

Unit: B1
 Essential Awning - Roto Operating
 CN 3016
 Rough Opening 36" X 18"
 IG - 1 Lite
 Low E3 w/Argon
 Black Perimeter Bar
 White Folding Handle
 Interior Aluminum Screen
 Bright View Mesh
 Stone White Surround

Unit: B2
 Essential Awning - Stationary
 CN 3016
 Rough Opening 36" X 18"
 IG - 1 Lite
 Low E3 w/Argon
 Black Perimeter Bar
 Horizontal 1/2" MRF
 Vertical 1/2" MRF
 4 9/16" Jamb
 Jamb Extension from 2" to 4 9/16"
 Nailing Fin with 4" Structural Brackets

***Note: Mull Certified to AAMA 450 and rated to LC-40
 ***Note: This configuration is certified to AAMA 450.

***Note: Unit Availability and Price is Subject to Change

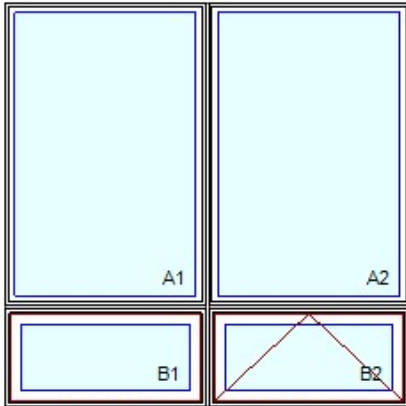
**ASSEMBLED R.O.
 144-1/2"W X 72"H**

Initials required

Seller: _____

Buyer: _____

Line #10 Qty: 1	Mark Unit: SIDE A - LIVING ROOM	Net Price: Ext. Net Price:	USD
--------------------	---------------------------------	-------------------------------	-----



As Viewed From The Exterior

Entered As: Size by Units

FS 71 1/2" X 71 1/2"

~~DC 70" X 70"~~

Egress Information A1, A2, B1, B2

No Egress Information available.

Ebony Exterior
 Stone White Interior
 Window Frame
 2W2H - Rectangle Assembly
 Assembly Rough Opening
~~70" X 70"~~

Unit: A1
 Essential Direct Glaze Rectangle
 Basic Frame 35 1/2" X 53 1/2"
 Rough Opening 36" X 54"
 IG - 1 Lite
 Low E3 w/Argon
 Black Perimeter Bar

Unit: A2
 Essential Direct Glaze Rectangle
 Basic Frame 35 1/2" X 53 1/2"
 Rough Opening 36" X 54"
 IG - 1 Lite
 Low E3 w/Argon
 Black Perimeter Bar

Unit: B1
 Essential Awning - Stationary
 CN 3016
 Rough Opening 36" X 18"
 IG - 1 Lite
 Low E3 w/Argon
 Black Perimeter Bar

Unit: B2
 Essential Awning - Roto Operating
 CN 3016
 Rough Opening 36" X 18"
 IG - 1 Lite
 Low E3 w/Argon
 Black Perimeter Bar
 White Folding Handle
 Interior Aluminum Screen
 Bright View Mesh
 Stone White Surround
 Horizontal 1/2" MRF
 Vertical 1/2" MRF
 4 9/16" Jamb
 Jamb Extension from 2" to 4 9/16"
 Nailing Fin with 4" Structural Brackets

***Note: Mull Certified to AAMA 450 and rated to LC-40

***Note: This configuration is certified to AAMA 450.

***Note: Unit Availability and Price is Subject to Change

Initials required

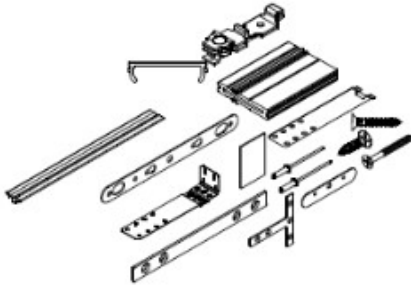
Seller: _____

Buyer: _____

Line #11	Mark Unit: A - Mull Kit Line 9 LIVING	Net Price:	
Qty: 1		Ext. Net Price:	USD

Marvin Parts

11850699 WINDOW MRF MULL KIT, EBONY/STONE WHITE, 96"



Initials required

Seller: _____

Buyer: _____

Line #12 Qty: 1	Mark Unit: SIDE A - FOYER	Net Price: Ext. Net Price:	USD	
--------------------	---------------------------	-------------------------------	-----	--



As Viewed From The Exterior

Entered As: Size by Units

FS 89 1/2" X 47 1/2"

RO 90" X 48"

Egress Information A1, A2, A3

No Egress Information available.

Ebony Exterior
 Stone White Interior
 Window Frame
 3W1H - Rectangle Assembly
**Assembly Rough Opening
 90" X 48"**

Unit: A1
 Essential Direct Glaze Rectangle
 Basic Frame 29 1/2" X 47 1/2"
 Rough Opening 30" X 48"
 IG - 1 Lite
 Low E3 w/Argon
 Black Perimeter Bar

Unit: A2
 Essential Direct Glaze Rectangle
 Basic Frame 29 1/2" X 47 1/2"
 Rough Opening 30" X 48"
 IG - 1 Lite
 Low E3 w/Argon
 Black Perimeter Bar

Unit: A3
 Essential Direct Glaze Rectangle
 Basic Frame 29 1/2" X 47 1/2"
 Rough Opening 30" X 48"
 IG - 1 Lite
 Low E3 w/Argon
 Black Perimeter Bar
 Vertical Standard 1/2"
 4 9/16" Jambs
 Jamb Extension from 2" to 4 9/16"
 Nailing Fin with 4" Structural Brackets

***Note: Mull Certified to AAMA 450 and rated to LC-25

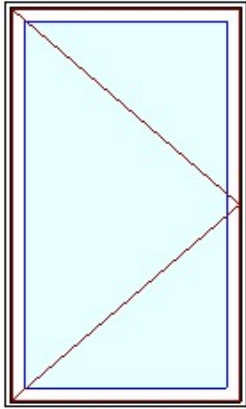
***Note: **Unit Availability and Price is Subject to Change**

Initials required

Seller: _____

Buyer: _____

Line #13 Qty: 1	Mark Unit: SIDE A - BEDROOM 3	Net Price: Ext. Net Price:	USD	
--------------------	-------------------------------	-------------------------------	-----	--



As Viewed From The Exterior

Entered As: CN
 CN 3050
 FS 35 1/2" X 59 1/2"
 RO 36" X 60"

Egress Information

Width: 26 43/64" Height: 54 5/16"
 Net Clear Opening: 10.06 SqFt

Ebony Exterior
 Stone White Interior
 Essential Casement - Right Hand
 CN 3050
Rough Opening 36" X 60"
 Residential Rated
 IG - 1 Lite
 Low E3 w/Argon
 Black Perimeter Bar
 White Folding Handle
 Interior Aluminum Screen
 Bright View Mesh
 Stone White Surround
 4 9/16" Jamb
 Jamb Extension from 2" to 4 9/16"
 Nailing Fin

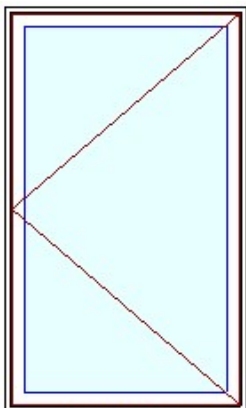
*****Note: Unit Availability and Price is Subject to Change**

Initials required

Seller: _____

Buyer: _____

Line #14 Qty: 1	Mark Unit: SIDE A - BEDROOM 3	Net Price: Ext. Net Price:	USD	
--------------------	-------------------------------	-------------------------------	-----	--



As Viewed From The Exterior

Entered As: CN
 CN 3050
 FS 35 1/2" X 59 1/2"
 RO 36" X 60"

Egress Information

Width: 26 43/64" Height: 54 5/16"
 Net Clear Opening: 10.06 SqFt

Ebony Exterior
 Stone White Interior
 Essential Casement - Left Hand
 CN 3050
Rough Opening 36" X 60"
 Residential Rated
 IG - 1 Lite
 Low E3 w/Argon
 Black Perimeter Bar
 White Folding Handle
 Interior Aluminum Screen
 Bright View Mesh
 Stone White Surround
 4 9/16" Jamb
 Jamb Extension from 2" to 4 9/16"
 Nailing Fin

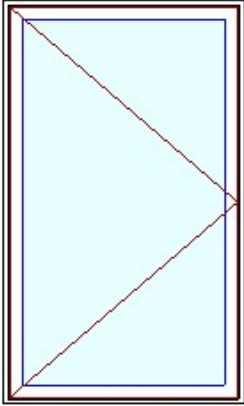
*****Note: Unit Availability and Price is Subject to Change**

Initials required

Seller: _____

Buyer: _____

Line #15 Qty: 1	Mark Unit: SIDE A - BEDROOM 2	Net Price: Ext. Net Price:	USD
--------------------	-------------------------------	-------------------------------	-----



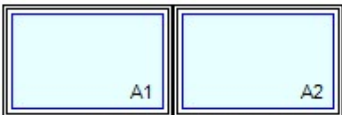
As Viewed From The Exterior

Entered As: CN
 CN 3050
 FS 35 1/2" X 59 1/2"
 RO 36" X 60"
Egress Information
 Width: 26 43/64" Height: 54 5/16"
 Net Clear Opening: 10.06 SqFt

Ebony Exterior
 Stone White Interior
 Essential Casement - Right Hand
 CN 3050
Rough Opening 36" X 60"
 Residential Rated
 IG - 1 Lite
 Low E3 w/Argon
 Black Perimeter Bar
 White Folding Handle
 Interior Aluminum Screen
 Bright View Mesh
 Stone White Surround
 4 9/16" Jamb
 Jamb Extension from 2" to 4 9/16"
 Nailing Fin
*****Note: Unit Availability and Price is Subject to Change**

Initials required
 Seller: _____
 Buyer: _____

Line #16 Qty: 2	Mark Unit: SIDE A - BEDROOM 2	Net Price: Ext. Net Price:	USD
--------------------	-------------------------------	-------------------------------	-----



As Viewed From The Exterior

Entered As: Size by Units
 FS 71 1/2" X 23 1/2"
~~RO 72" X 24"~~
Egress Information A1, A2
 No Egress Information available.

Ebony Exterior
 Stone White Interior
 Window Frame
 2W1H - Rectangle Assembly
 Assembly Rough Opening
~~72" X 24"~~
 Unit: A1
 Essential Direct Glaze Rectangle
 Basic Frame 35 1/2" X 23 1/2"
 Rough Opening 36" X 24"
 IG - 1 Lite
 Low E3 w/Argon
 Black Perimeter Bar
 Unit: A2
 Essential Direct Glaze Rectangle
 Basic Frame 35 1/2" X 23 1/2"
 Rough Opening 36" X 24"
 IG - 1 Lite
 Low E3 w/Argon
 Black Perimeter Bar
 Vertical Standard 1/2"
 4 9/16" Jamb
 Jamb Extension from 2" to 4 9/16"
 Nailing Fin with 4" Structural Brackets
*****Note: Mull Certified to AAMA 450 and rated to LC-25**
*****Note: Unit Availability and Price is Subject to Change**

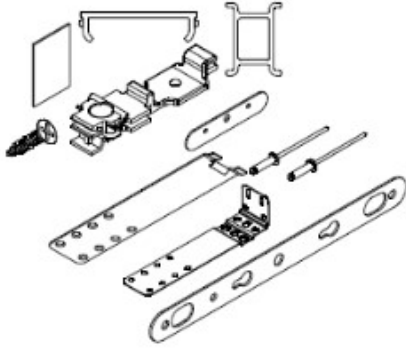
**ASSEMBLED R.O.
 144-1/2"W X 24"H**

Initials required

Seller: _____

Buyer: _____

Line #17 Qty: 1	Mark Unit: A - Mull Kit Line 15 BED 2	Net Price: Ext. Net Price:	USD	
--------------------	---------------------------------------	-------------------------------	-----	--



Marvin Parts

11842030 WINDOW ESSENTIAL MULL KIT CN30,EBONY/STONE WHITE

Initials required

Seller: _____

Buyer: _____

Project Subtotal Net Price: USD
9.750% Sales Tax: USD
Project Total Net Price: USD