

HEAT PUMP AND AIR CONDITIONER  
DUCTLESS UNITS  
SINGLE AND MULTI-ZONE

UP TO 22.5 SEASONAL ENERGY-EFFICIENCY RATING  
WITH INVERTER TECHNOLOGY

AMBIENT OPERATING TEMPERATURE -25° C TO 50° C



Air Conditioning & Heating




ThermoVic



Thank goodness  
for Goodman.<sup>®</sup>





Enjoy whole-home comfort with a **Goodman®** brand ductless heat pump or air conditioner.

Did you know that you could heat and cool your whole house with a ductless (also called mini-split) heat pump? Ductless solutions are versatile and minimal in design, creating opportunities for personalized heating and cooling solutions.

### 19 SERIES Models

The 19 Series is available as an air conditioner or heat pump model. Affordable and convenient, Goodman ductless systems offer quiet operation that will help enhance every day comfort.

### 21 SERIES, Single and Multi-Zone Models












The 21 Series models are designed to help provide an energy-efficient and affordable solution to help ensure year-round indoor comfort. Technologically advanced "Inverter" technology offers superior comfort while saving energy. The heat pump will even help keep you comfortable when the outside temperature is as low as - 25° C. The 21 Series also provide the ability to heat or cool up to four spaces independently with one outdoor unit.

## Goodman® is one of the biggest names in home cooling, heating and energy-efficient home comfort.

So, no matter where you live or whether your home is small or large, Goodman probably has a solution to help keep your home comfortable.

### Energy-Efficient

Goodman branded units are built with the variable-speed Inverter technology to gradually regulate indoor temperatures that may help to provide efficient and even temperature control all year long. They are an energy efficient and flexible solution to help regain control of your indoor comfort and help address a variety of heating and cooling challenges. With duct work not required, the conditioned air is delivered to you directly.

	19 Series	21 Series
 <b>Cold Catalyst Filter</b> – Absorbs harmful particles like formaldehyde and ammonia	●	●
 <b>Turbo Mode</b> – Helps to increase the heat pump’s capacity to achieve desired temperature quickly	●	●
 <b>Quiet Mode</b> – Non-intrusive operation of the indoor unit by removing sounds and display	●	●
 <b>Follow Me</b> – Improved accuracy may be obtained by making your heat pump’s remote act as the sensor. (Available on HP models only)	●	
 <b>Low temperature capacity</b> – Unit has the ability to work in outdoor cold temperatures down to -25C (Available on HP models only)		●
 <b>Aluminum heat exchanger with hydrophilic coating</b> – The unit’s heat exchanger will not allow mold or bacteria to form by helping to remove water drops.	●	●
 <b>Anti-Cold</b> – Preheat mode preheats indoor air for increased comfort	●	●
 <b>Refrigerant Leakage Detection</b> – Indoor unit has the ability to notify homeowner if there is a leak in the system.	●	●
 <b>Louver Memory</b> – Remembers your previous louver position, so you get the same louver angle consistently	●	●
 <b>Auto-Restart</b> – Equipped with auto-restart after a power loss	●	●
 <b>1W Standby</b> – This intelligent on-off technology enables the ductless units to automatically enter energy-saving mode when on standby, cutting energy consumption from the normal 5W to 1W.	●	●

# 19 SERIES | SINGLE ZONE AIR CONDITIONER

ENERGY-EFFICIENCY RATING UP TO 19 SEER

AMBIENT OPERATING TEMPERATURE -15° C to 50° C

INDOOR			MSC093E19AXAA	MSC121E19AXAA	MSC123E19AXAA	MSC183E19AXAA	MSC243E19AXAA
OUTDOOR			MSC093E19MCAA	MSC121E19MCAA	MSC123E19MCAA	MSC183E19MCAA	MSC243E19MCAA
Cooling	Capacity	Btu/h	9,000	12,000	11,500	17,000	22,000
	Input	W	812	1,200	1,037	1,533	1,960
	Rated Current	A	3.53	10.43	4.5	6.7	9.0
	EER	Btu/w	11.0	10.0	11.0	10.8	10.9
	SEER		19	16.5	19	20	19
Electricity	Minimum Circuit Ampacity	A	10	15	11	15	18
	Max Fuse		15	20	15	20	25
	Power Supply	V-Hz-Ph	208-230V-60Hz, 1Ph	115V-60Hz, 1Ph	208-230V-60Hz, 1Ph	208-230V-60Hz, 1Ph	208-230V-60Hz, 1Ph
	Wiring		14/4 Stranded, Unshielded	14AWG/4	14/4 Stranded, Unshielded	14/4 Stranded, Unshielded	14/4 Stranded, Unshielded
Air Flow (High / Med / Low)	Indoor	CFM	242 / 206 / 147	236 / 206 / 147	242 / 206 / 147	530 / 442 / 353	582 / 457 / 331
	Outdoor		1,230	1,147	1,230	1,195	1,824
Sound Level (High / Med / Low)	Indoor	dB(A)	38 / 32 / 26.5	38.5 / 33 / 24.5	37.5 / 34.5 / 24.5	42 / 34.5 / 30.5	46 / 40.5 / 34.0
	Outdoor		51.0	51.5	51.5	53.5	57.0
Dimensions (W x D x H)	Indoor	in	28.4 x 7.36 x 11.3	31.6 x 7.5 x 11.7	31.6 x 7.5 x 11.7	38 x 8.5 x 12.6	42.5 x 8.9 x 13.2
	Outdoor		30.3 x 11.8 x 21.85	30.3 x 11.8 x 21.85	30.3 x 11.8 x 21.85	30.3 x 11.8 x 21.85	33.3 x 14.3 x 27.7
Refrigerant	Type	oz	R410A / 17.6	R410A / 20.8	R410A / 18.7	R410A / 31.7	R410A / 40.9
	Precharge	ft	20	20	20	20	30
	Additional Charge Per Feet	oz	0.21	0.21	0.21	0.21	0.322
Piping	Liquid Side / Gas Side	in	1/4" / 3/8"	1/4" / 1/2"	1/4" / 1/2"	1/4" / 1/2"	3/8" / 5/8"
	Max Pipe Length	ft	82	82	82	98	98
	Max Difference In Level		33	33	33	66	66
Controls			Remote Control				
Ambient Operation Temperature	Indoor	° C	17 - 32				
	Outdoor		-15 - 50				



# 19 SERIES | SINGLE ZONE HEAT PUMP

ENERGY-EFFICIENCY RATING UP TO 19 SEER  
 AMBIENT OPERATING TEMPERATURE -15° C to 50° C

INDOOR UNIT			MSH123E19AXAA	MSH183E19AXAA	MSH243E19AXAA	MSH303E19AXAA	MSH363E19AXAA
OUTDOOR UNIT			MSH123E19MCAA	MSH183E19MCAA	MSH243E19MCAA	MSH303E19MCAA	MSH363E19MCAA
Cooling	Capacity	Btu/h	12,000	18,000	24,000	30,000	36,000
	Input	W	1,065	1,645	2,500	2,857	4,235
	Rated Current	A	4.5	7.35	11.0	12.5	18.5
	COP		11	11	9.5	10.5	8.5
	SEER	Btu/w	19.0	19.0	17.0	18.0	16.0
Heating	Capacity	Btu/w	12,000	18,000	24,000	30,000	36,000
	Input	W	1,025	1,700	2,200	3,110	3,835
	Rated Current	A	4.3	7.4	9.6	13.5	16.7
	COP	W/W	3.43	3.1	3.2	2.83	2.75
	HSPF4		9.5	10.0	9.5	9.6	10
	HSPF5	Btu/w	8.0	8.0	8.0	8.1	8.4
Electricity	Minimum Circuit Ampacity	A	15	15	20	20	25
	Max Fuse		15	20	25	30	35
	Power Supply	V-Hz-Ph	208-230V-60Hz, 1Ph				
	Wiring		14AWG*4 Stranded, Unshielded				
Air Flow (High / Med / Low)	Indoor	CFM	324 / 282 / 212	449 / 393 / 262	706 / 588 / 450	795 / 618 / 471	853 / 647 / 471
	Outdoor		1,176	1,167	1,823	2,530	2,943
Sound Level (High / Med / Low)	Indoor	dB(A)	38 x 32 x 24	43 / 35 / 30.5	48 / 42.5 / 34	52 / 44 / 35	52 / 44 / 36
	Outdoor		55.0	57.5	58.0	62.0	63.0
Dimensions (W x D x H)	Indoor	in	31.6 x 7.5 x 11.7	38 x 8.5 x 12.6	42.5 x 9 x 13.2	49.6 x 11.1 x 14.25	49.6 x 11.1 x 14.25
	Outdoor		31.5 x 13.1 x 21.8	31.5 x 13.1 x 21.8	33.3 x 14.3 x 27.7	37.25 x 16.25 x 32	37.25 x 16.25 x 32
Refrigerant	Type	oz	R410A / 29.6	R410A / 44.1	R410A / 62.79	R410A / 97.0	R410A / 119.9
	Precharge	ft	25				
	Additional Charge Per Feet	oz	0.161	0.161	0.322	0.322	0.322
Piping	Liquid Side / Gas Side	in	1/4" / 1/2"	1/4" / 1/2"	3/8" / 5/8"	3/8" / 5/8"	3/8" / 5/8"
	Max Pipe Length		82	98	98	164	213
	Max Difference In Level	ft	33	66	66	82	98
Controls			Remote Control				
Ambient Operation Temperature	Indoor	° C	17 ~ 32 Cooling / 0 ~ 30 Heating				
	Outdoor		-15 ~ 50 Cooling / -15 ~ 30 Heating				
Design Pressure			PSIG 550 / 340				



ONCE YOU CHOOSE THE **GOODMAN® BRAND**, YOU'LL PROBABLY BE A FAN FOR LIFE.



Millions across North America are big fans already.

Once you choose a **Goodman** brand,  
you'll probably be a big fan, too!

See why others are saying, "**Thank Goodness for Goodman®.**"

For complete information on the **Goodman** brand, be certain to contact: your local distribution branches.

Ductless heat pumps exclusively available at the following three Goodman Distribution branches:



Goodman Distribution Branch  
965 Rue Bergar  
Laval, QC, H7L 4Z6  
T: 450-681-2220

Goodman Distribution Branch  
2640 Boul. Jacques Cartier est  
Longueuil, Quebec, J4N 1P8  
T: 450-674-3883

Goodman Distribution Branch  
155 rue Fortin, suite 140  
Québec, Qc, G1M 3M2  
T: 418-478-3495

**5** COMPRESSOR  
**YEAR LIMITED**  
**WARRANTY\*** | **1** PARTS  
**YEAR LIMITED**  
**WARRANTY\***

\* Complete warranty details available from your local dealer or Goodman branches

## Extended service plans available

For even greater peace of mind contact your Goodman Distribution branch for more details on Prime, an affordable Parts and/or labor Extended Service Plan for your **Goodman** brand HVAC system coverage.



**DAIKIN**

## GOODMAN – A MEMBER OF DAIKIN GROUP

Daikin Industries, Ltd. (DIL) is a global Fortune 1000 company. It is a worldwide leader for residential and commercial HVAC. DIL is engaged primarily in the development, manufacture, sale, and aftermarket support of heating, ventilation, air conditioning and refrigeration equipment, refrigerants and other chemicals, as well as oil hydraulic products. DIL is headquartered in Osaka, Japan.

The company provides innovative, premium quality indoor climate management solutions to meet the changing needs of residential, commercial, and industrial customers.



a member of **DAIKIN** group

Our continuing commitment to quality products may mean a change in specifications without notice. © 2021 Goodman Manufacturing Company, L.P. [www.goodmanmfg.com](http://www.goodmanmfg.com)

CB-DL-1921S-HP 03-21

