

TYPICAL SYSTEM SECTION
SCALE: 3" = 1'-0"

INTERIOR INSTALLATION

*SEE SHEET 2 FOR AVAILABLE BAFFLE SIZES
**STANDARD T-GRID INSTALLATION METHOD SHOWN, SEE SHEETS 5 & 6 FOR DIRECT HANG OPTION

HunterDouglas 
Ceiling & Wall Products
exclusively from CertainTeed

5015 Oakbrook Parkway, Suite 100
Norcross, GA 30093
O 800.366.4327
F 770.806.0214
CTSpecialtyCeilings.com

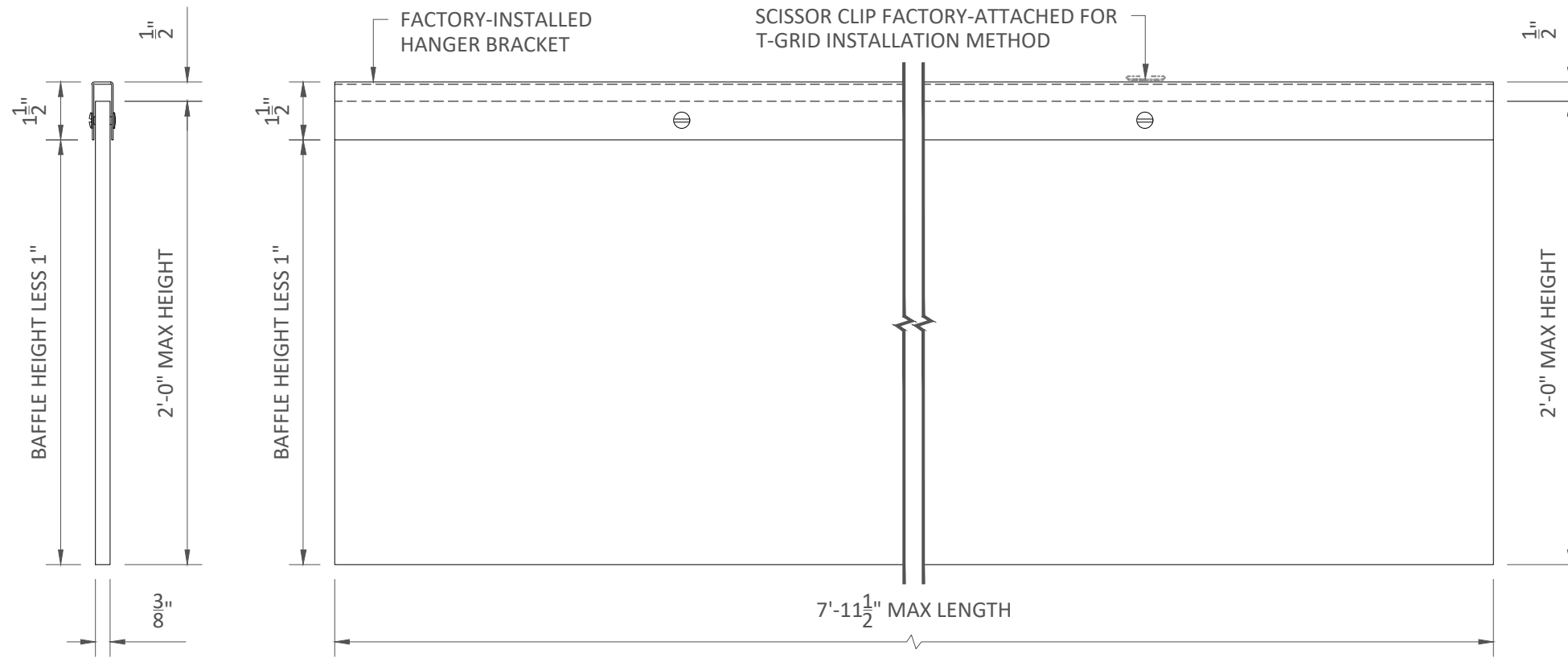
All rights reserved. This drawing is the property of CertainTeed Ceilings Corporation. It may not be copied or multiplied, neither wholly nor partly. It may not be submitted for perusal to third parties.

SPECIFICATIONS


(unless noted otherwise)
MATERIAL: 3/8" POLYESTER FELT
FINISH: SEE SHEET 2
PERFORATION: SEE SHEET 2

OVERALL ISOMETRIC VIEW

PROJECT: FELT BAFFLES PRODUCT SPECIFICATIONS
DRAWING NUMBER: FELTBAFFLES_TECHDETAILSINT_CTC_2004
SHEET: 1 OF 6
SCALE: AS SHOWN
DRAWN BY: HD ENGINEERING
DATE: 4/1/20



BAFFLE END & SIDE VIEW
SCALE: NOT TO SCALE



RECTANGULAR SHAPE STANDARD,
CONTACT HUNTER DOUGLAS FOR
OTHER CONFIGURATIONS

BAFFLE CONFIGURATIONS
SCALE: NOT TO SCALE

BAFFLE SIZES

BAFFLES ONLY AVAILABLE IN 3/8" WIDTH

BAFFLE MATERIAL

3/8" POLYESTER FELT

PERFORATIONS

HOLES AVAILABLE - SPECIFY SHAPE, SIZE, & PATTERN

HANGER BRACKET FINISHES

- 1883 BLACK
- 7163 NATURAL
- 0280 COTTON WHITE
- CUSTOM - SPECIFY

SCISSOR CLIP FOR T-GRID - BLACK ONLY

ADJUSTABLE WIRE HANGER FOR DIRECT HANG - CHROME ONLY

BRACKET SCREWS - BLACK, MILL, OR MATCH TO HANGER BRACKET

BAFFLE FINISHES

- 3701 RED
- 3702 ORANGE
- 3703 GOLD
- 3704 LEMON
- 3705 PEAR
- 3706 GREEN
- 3707 SKY BLUE
- 3708 BLUE JEAN
- 3709 PURPLE
- 3710 WHITE
- 3711 SAND DOLLAR
- 3712 MARBLE
- 3713 PEPPER
- 3714 CHARCOAL
- 3715 BLACK
- 3716 OAT
- 3717 VIOLET
- 3718 MAROON



5015 Oakbrook Parkway, Suite 100
Norcross, GA 30093
O 800.366.4327
F 770.806.0214
CTSpecialtyCeilings.com

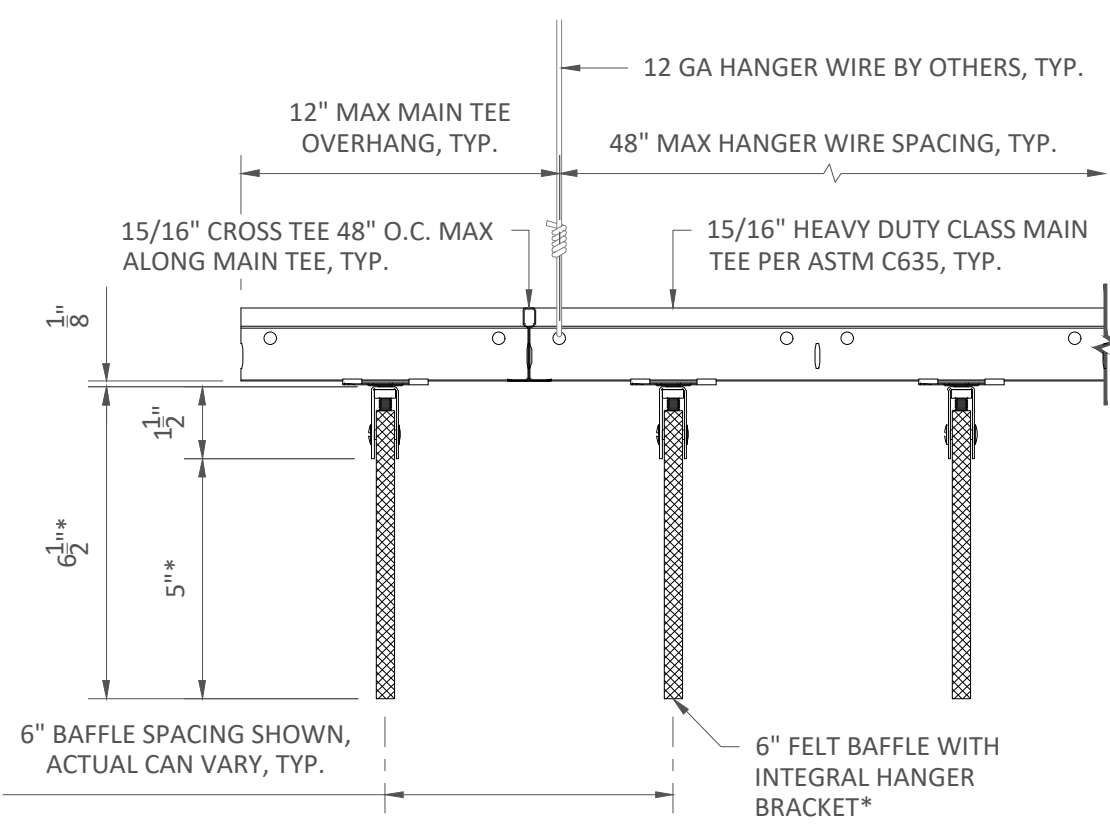
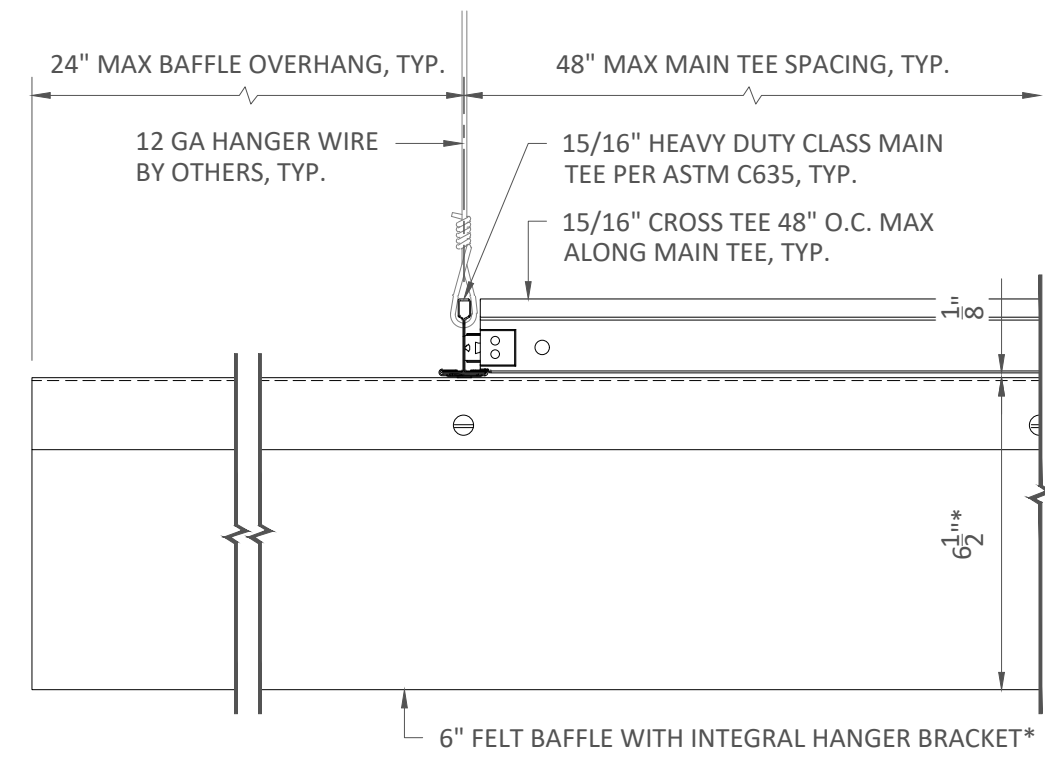
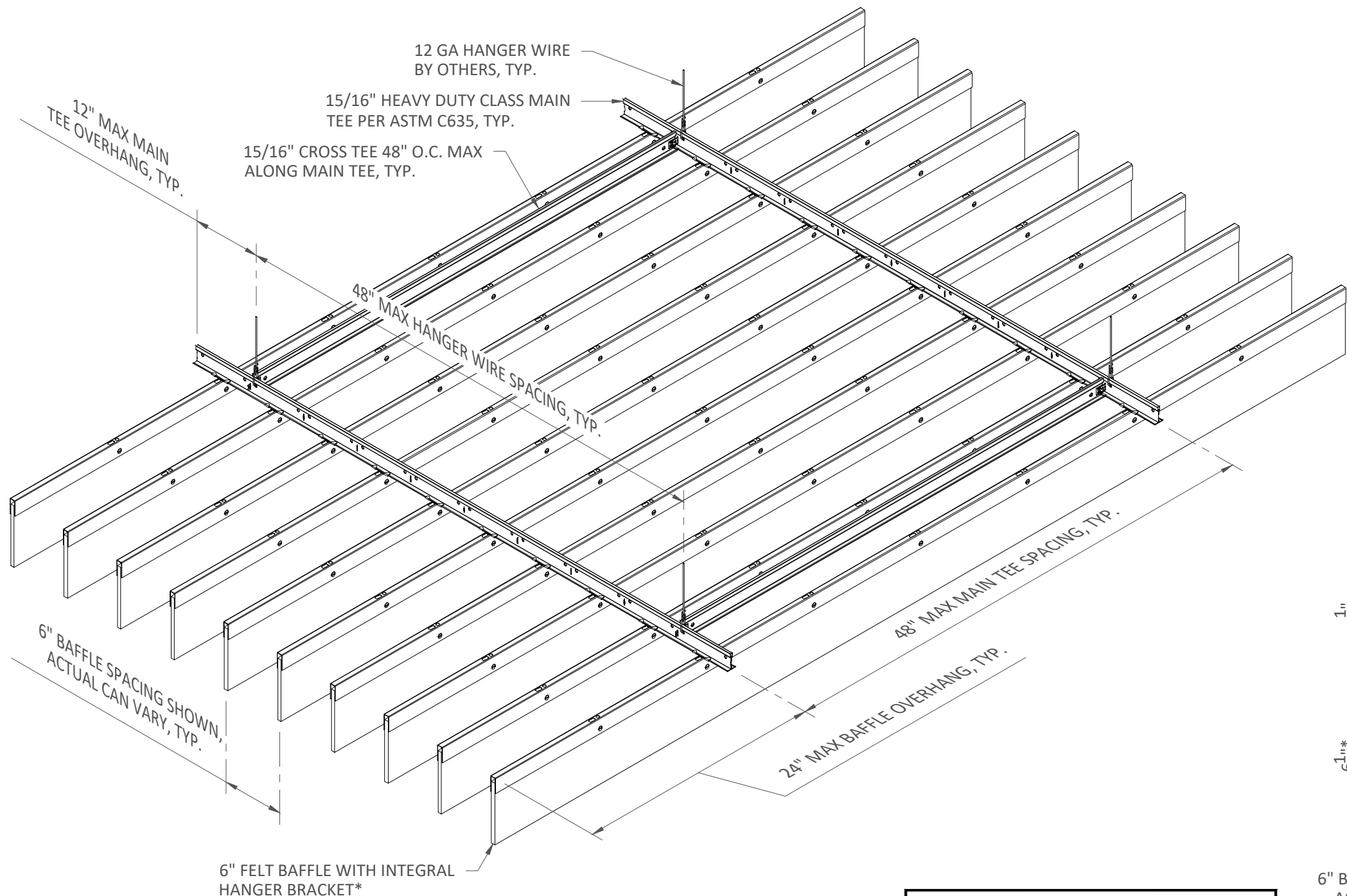
All rights reserved. This drawing is the property of CertainTeed Ceilings Corporation. It may not be copied or multiplied, neither wholly nor partly. It may not be submitted for perusal to third parties.

SPECIFICATIONS

(unless noted otherwise)
MATERIAL: 3/8" POLYESTER FELT
FINISH: SEE ABOVE
PERFORATION: SEE ABOVE

BAFFLE SPECIFICATIONS

PROJECT: FELT BAFFLES PRODUCT SPECIFICATIONS
DRAWING NUMBER: FELTBAFFLES_TechDETAILSINT_CTC_2004
SHEET: 2 OF 6
SCALE: AS SHOWN
DRAWN BY: HD ENGINEERING
DATE: 4/1/20



NOTE:
ATTACHMENT TO STRUCTURE
DESIGNED AND PROVIDED BY OTHERS,
NOT BY HUNTER DOUGLAS.

TYPICAL SECTIONS
SCALE: 3" = 1'-0"

*SEE SHEET 2 FOR AVAILABLE BAFFLE SIZES

INTERIOR INSTALLATION



5015 Oakbrook Parkway, Suite 100
Norcross, GA 30093
O 800.366.4327
F 770.806.0214
CTSpecialtyCeilings.com

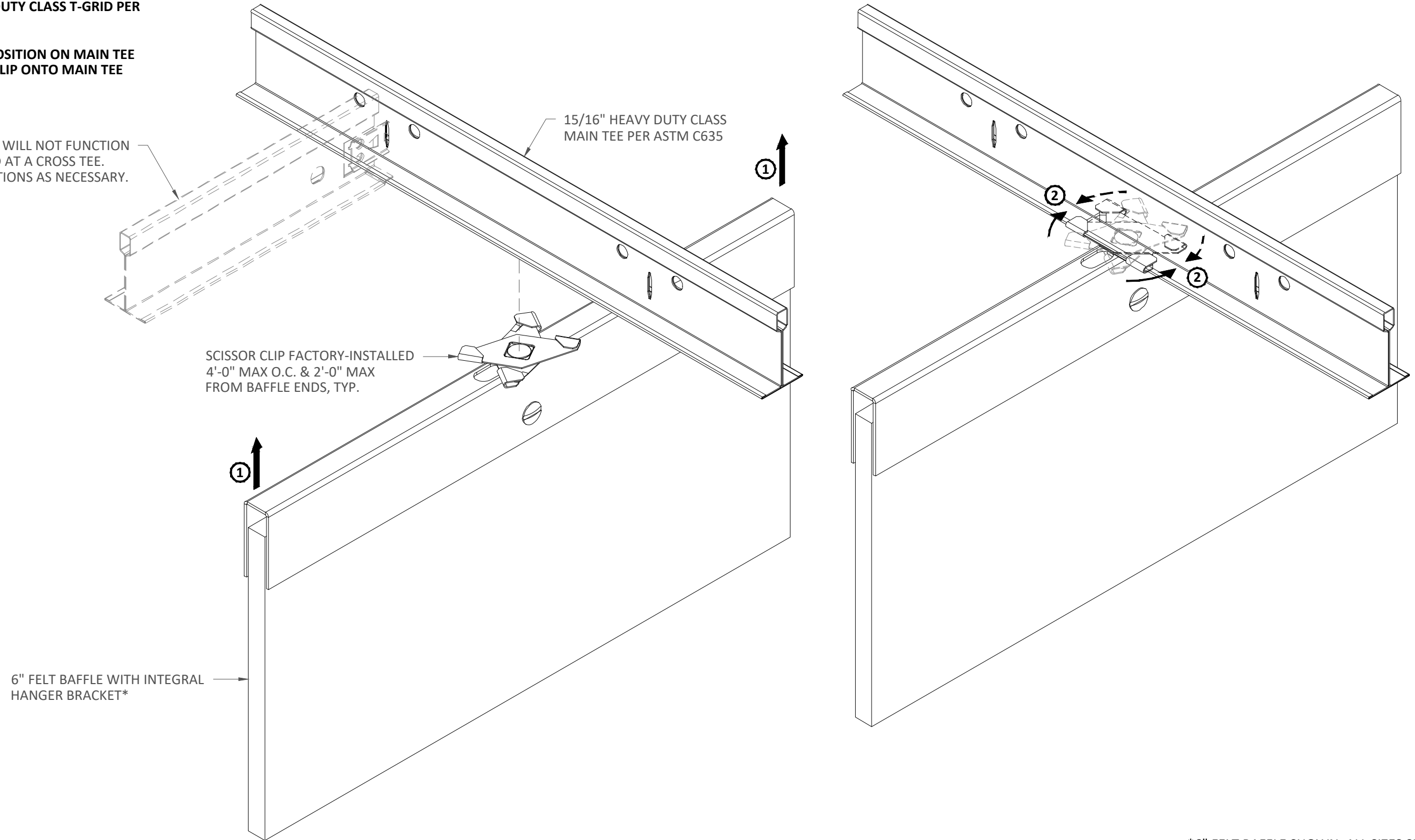
All rights reserved. This drawing is the property of CertainTeed Ceilings Corporation. It may not be copied or multiplied, neither wholly nor partly. It may not be submitted for perusal to third parties.

SPECIFICATIONS
(unless noted otherwise)
MATERIAL: 3/8" POLYESTER FELT
FINISH: SEE SHEET 2
PERFORATION: SEE SHEET 2

SUSPENSION SPECIFICATIONS
PROJECT: FELT BAFFLES PRODUCT SPECIFICATIONS
DRAWING NUMBER: FELTBAFFLES_TECHDETAILSINT_CTC_2004
SHEET: 3 OF 6
SCALE: AS SHOWN
DRAWN BY: HD ENGINEERING
DATE: 4/1/20

- ① INSTALL 15/16" T-GRID ON 4'-0" X 4'-0" MODULE. NOTE HEAVY DUTY CLASS T-GRID PER ASTM C635 REQUIRED.
- ② LIFT FELT BAFFLE INTO POSITION ON MAIN TEE AND SQUEEZE SCISSOR CLIP ONTO MAIN TEE WEB.

CRITICAL: SCISSOR CLIP WILL NOT FUNCTION PROPERLY IF INSTALLED AT A CROSS TEE. SHIFT CROSS TEE LOCATIONS AS NECESSARY.



INTERIOR INSTALLATION

*6" FELT BAFFLE SHOWN, ALL SIZES SIMILAR
 **VERTICAL SUPPORT OMITTED FOR CLARITY

HunterDouglas 
Ceiling & Wall Products
 exclusively from CertainTeed

5015 Oakbrook Parkway, Suite 100
 Norcross, GA 30093
 O 800.366.4327
 F 770.806.0214
 CTSpecialtyCeilings.com

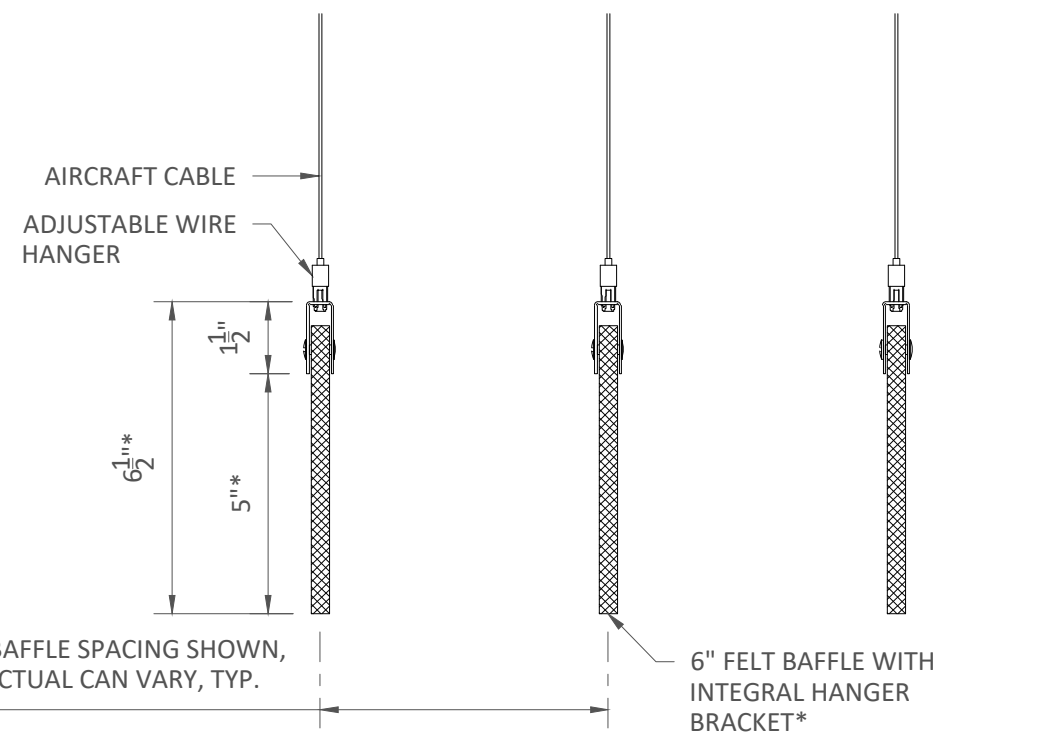
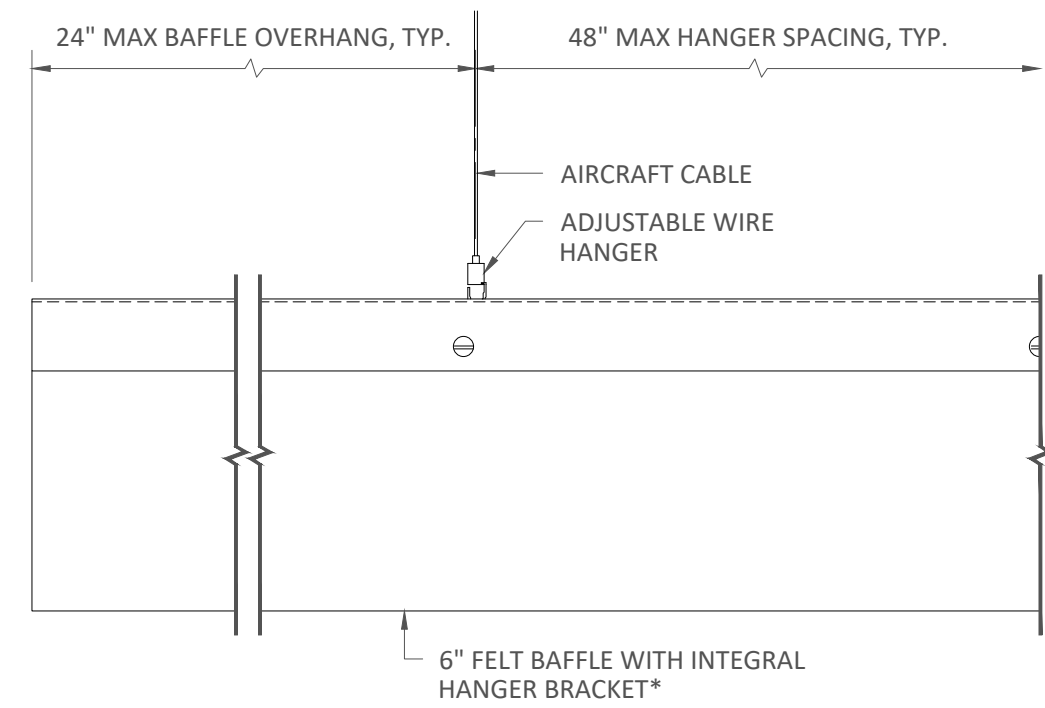
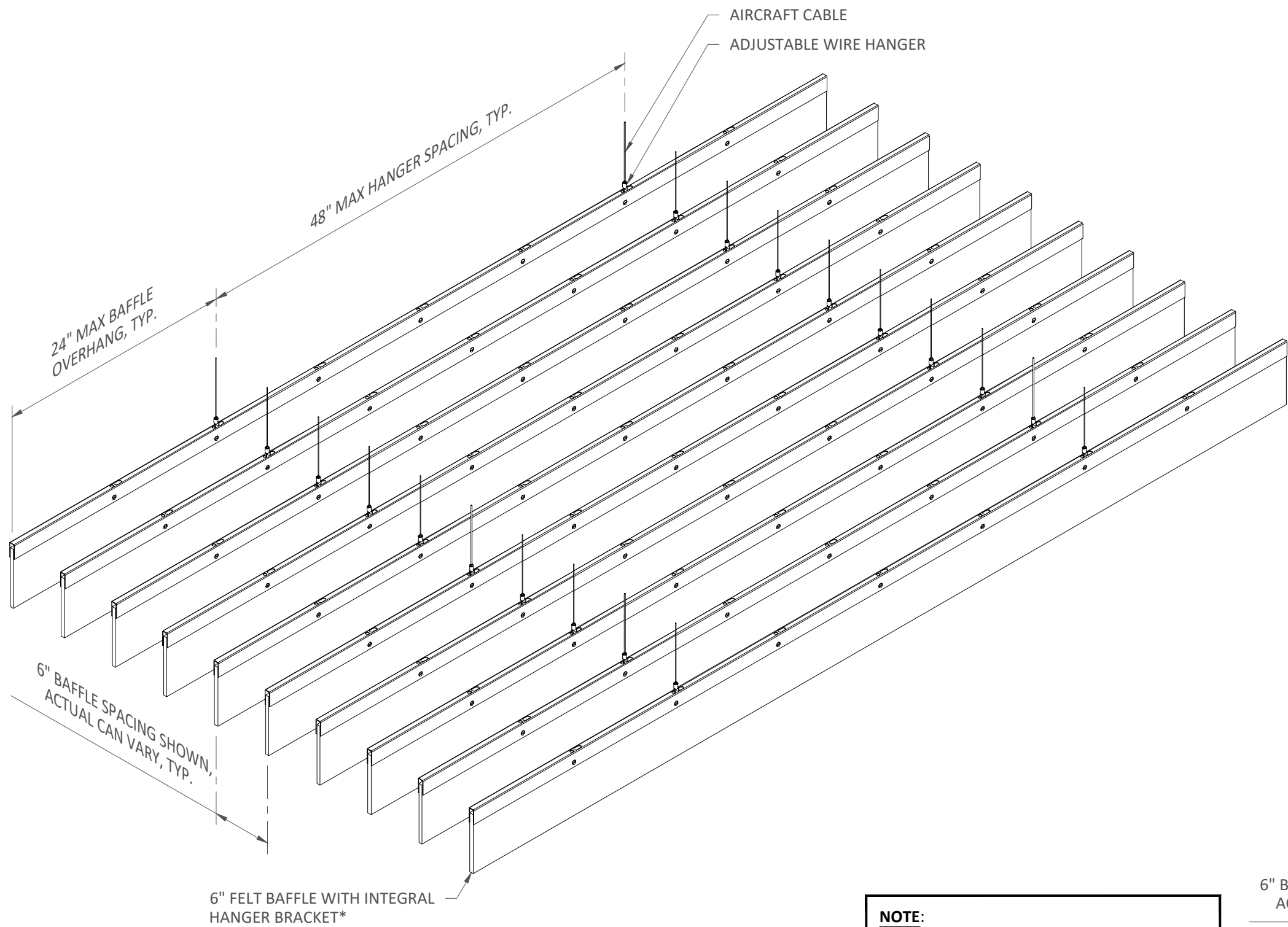
All rights reserved. This drawing is the property of CertainTeed Ceilings Corporation. It may not be copied or multiplied, neither wholly nor partly. It may not be submitted for perusal to third parties.

SPECIFICATIONS

(unless noted otherwise)
 MATERIAL: 3/8" POLYESTER FELT
 FINISH: SEE SHEET 2
 PERFORATION: SEE SHEET 2

BAFFLE INSTALLATION

PROJECT: FELT BAFFLES PRODUCT SPECIFICATIONS
 DRAWING NUMBER: FELTBAFFLES_TECHDETAILSINT_CTC_2004
 SHEET: 4 OF 6
 SCALE: NOT TO SCALE
 DRAWN BY: HD ENGINEERING
 DATE: 4/1/20



NOTE:
ATTACHMENT TO STRUCTURE
DESIGNED AND PROVIDED BY OTHERS,
NOT BY HUNTER DOUGLAS.

INTERIOR INSTALLATION

TYPICAL SECTIONS
SCALE: 3" = 1'-0"

*SEE SHEET 2 FOR AVAILABLE BAFFLE SIZES



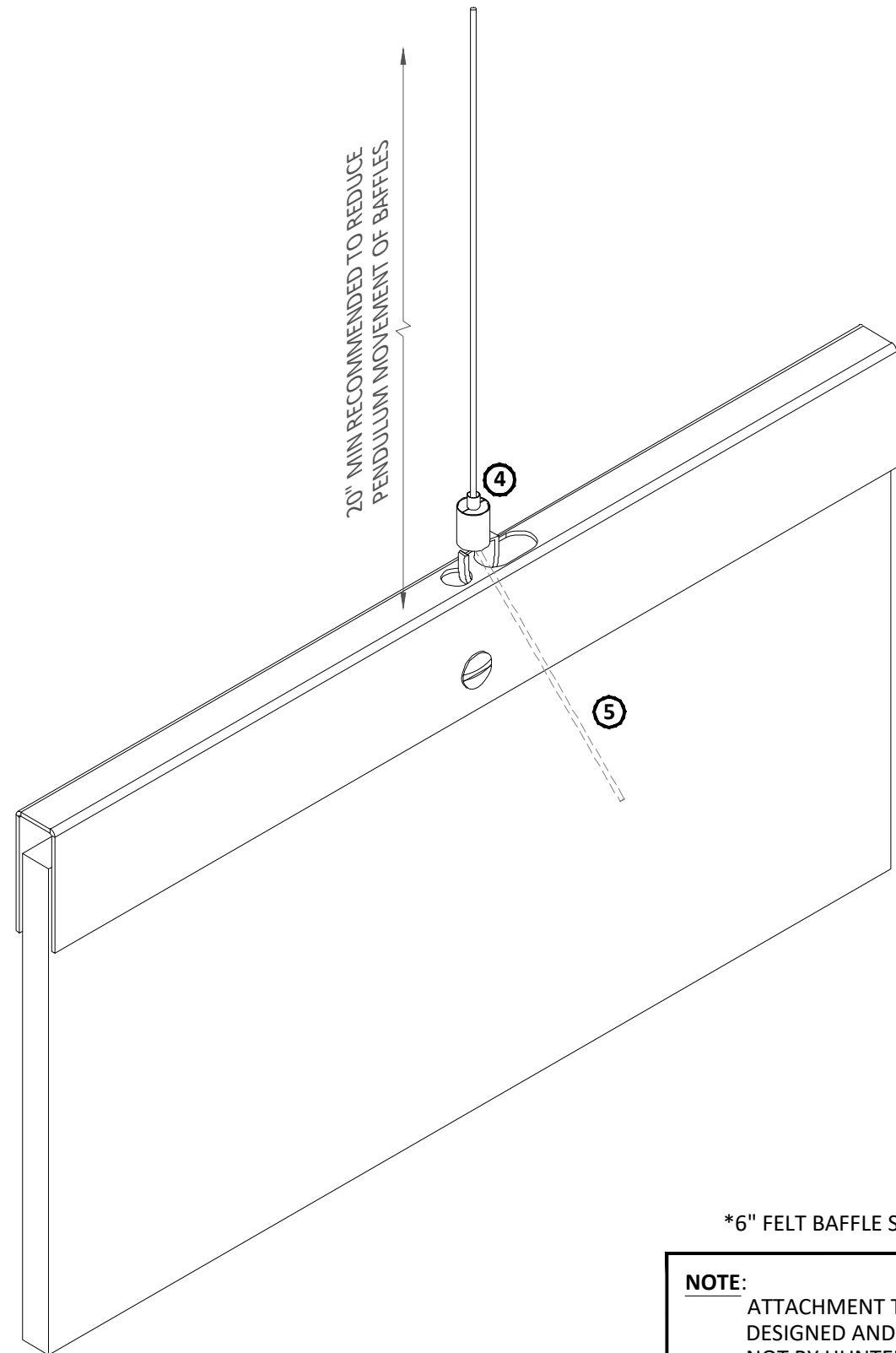
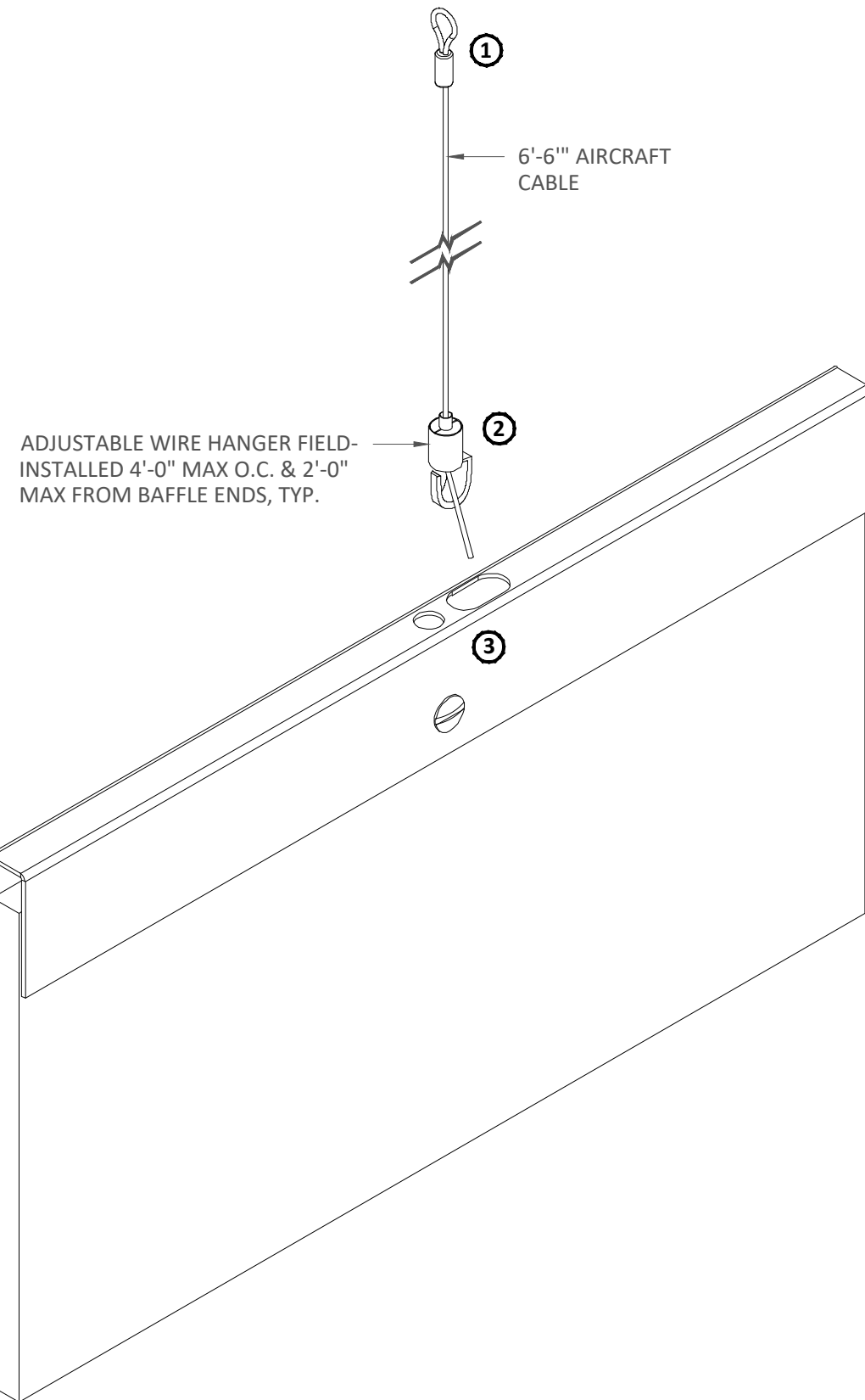
5015 Oakbrook Parkway, Suite 100
Norcross, GA 30093
O 800.366.4327
F 770.806.0214
CTSpecialtyCeilings.com

All rights reserved. This drawing is the property of CertainTeed Ceilings Corporation. It may not be copied or multiplied, neither wholly nor partly. It may not be submitted for perusal to third parties.

SPECIFICATIONS
(unless noted otherwise)
MATERIAL: 3/8" POLYESTER FELT
FINISH: SEE SHEET 2
PERFORATION: SEE SHEET 2

SUSPENSION SPECIFICATIONS - DIRECT HANG OPTION
PROJECT: FELT BAFFLES PRODUCT SPECIFICATIONS
DRAWING NUMBER: FELTBAFFLES_TechDETAILSINT_CTC_2004
SHEET: 5 OF 6
SCALE: AS SHOWN
DRAWN BY: HD ENGINEERING
DATE: 4/1/20

- ① DETERMINE HANGING POINTS PER PROJECT-SPECIFIC LAYOUT AND NOTE ADJUSTABLE WIRE HANGERS MUST BE INSTALLED 4'-0" MAX O.C. & 2'-0" MAX FROM BAFFLE ENDS. ATTACHMENT TO STRUCTURE DESIGNED AND PROVIDED BY OTHERS.
- ② INSERT END OF AIRCRAFT CABLE INTO ADJUSTABLE WIRE HANGER AND LEAVE ROOM FOR FINAL ADJUSTMENT/LEVELING.
- ③ INSERT ADJUSTABLE WIRE HANGER INTO SLOT AND HOOK ONTO BAFFLE HANGER.
- ④ MAKE FINAL ADJUSTMENTS BY PRESSING THE HEAD OF THE ADJUSTABLE WIRE HANGER TO RELEASE THE AIRCRAFT CABLE.
- ⑤ CUT EXCESS WIRE.



*6" FELT BAFFLE SHOWN, ALL SIZES SIMILAR

NOTE:
ATTACHMENT TO STRUCTURE
DESIGNED AND PROVIDED BY OTHERS,
NOT BY HUNTER DOUGLAS.

INTERIOR INSTALLATION

HunterDouglas 
Ceiling & Wall Products
exclusively from CertainTeed

5015 Oakbrook Parkway, Suite 100
Norcross, GA 30093
O 800.366.4327
F 770.806.0214
CTSpecialtyCeilings.com

All rights reserved. This drawing is the property of CertainTeed Ceilings Corporation. It may not be copied or multiplied, neither wholly nor partly. It may not be submitted for perusal to third parties.

SPECIFICATIONS

(unless noted otherwise)
MATERIAL: 3/8" POLYESTER FELT
FINISH: SEE SHEET 2
PERFORATION: SEE SHEET 2

BAFFLE INSTALLATION - DIRECT HANG OPTION

PROJECT: FELT BAFFLES PRODUCT SPECIFICATIONS
DRAWING NUMBER: FELTBAFFLES_TechDETAILSINT_CTC_2004
SHEET: 6 OF 6
SCALE: NOT TO SCALE
DRAWN BY: HD ENGINEERING
DATE: 4/1/20