

INTERIOR INSTALLATION

*SEE SHEET A1.1 FOR AVAILABLE BEAM SIZES

HunterDouglas 
Ceiling & Wall Products
exclusively from CertainTeed

5015 Oakbrook Parkway, Suite 100
Norcross, GA 30093
O 800.366.4327
F 770.806.0214
CTSpecialtyCeilings.com

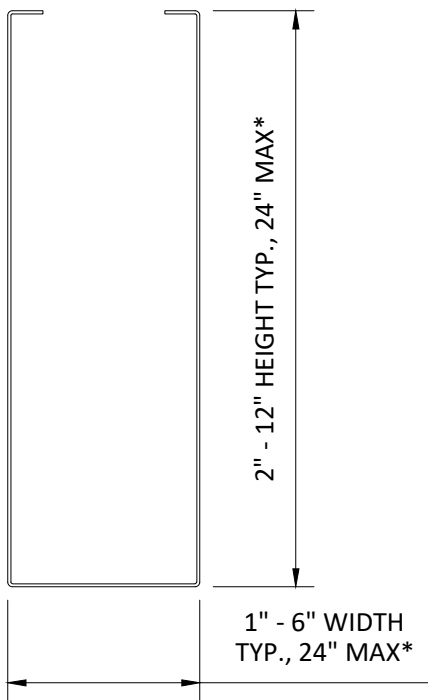
All rights reserved. This drawing is the property of CertainTeed Ceilings Corporation. It may not be copied or multiplied, neither wholly nor partly. It may not be submitted for perusal to third parties.

SPECIFICATIONS (unless noted otherwise)

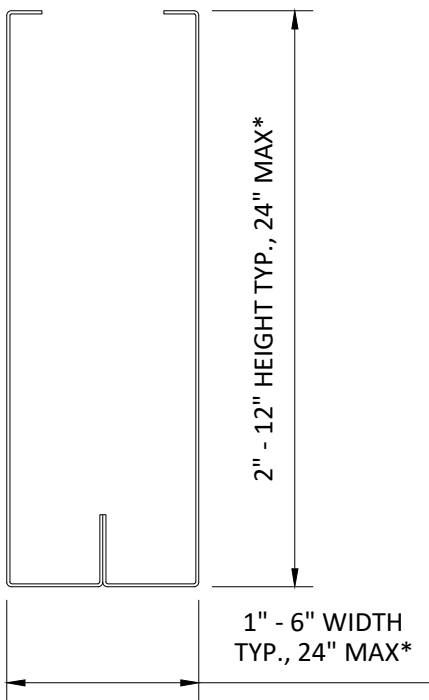
MATERIAL: .025" | .032" | .040" ALUMINUM
FINISH: PAINT | POWDER COAT | DECORATED WOOD FINISH | WOOD VENEER
PERFORATION: NON-PERFORATED | #106 | #115 | #119

OVERALL ISOMETRIC VIEW

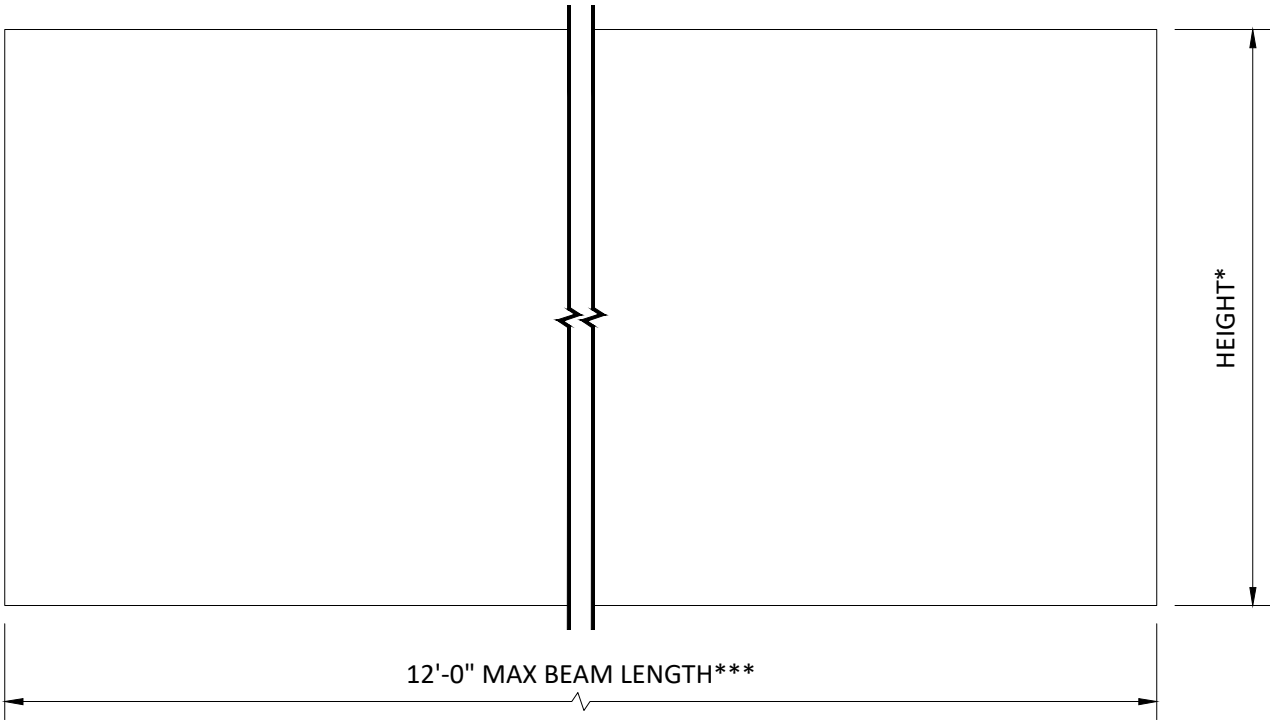
PROJECT: TAVOLA LEVELS PRODUCT SPECIFICATIONS
DRAWING NUMBER: TAVOLA-LEV-A1.0
SCALE: AS SHOWN
DRAWN BY: HD ENGINEERING
DATE: 2/11/19



1-PIECE BEAM



2-PIECE BEAM**



BEAM END & SIDE VIEW
SCALE: NOT TO SCALE

BEAM SIZES

BEAM SIZES ARE DIMENSIONED WIDTH X HEIGHT

*PROFILES ARE AVAILABLE IN 1/2" INCREMENTS, CONTACT HUNTER DOUGLAS FOR OTHER SIZES

**CERTAIN PROFILES MAY BE 2-PIECE FACTORY-ASSEMBLED BEAMS, CONTACT HUNTER DOUGLAS

***MAX LENGTHS MAY BE PROFILE-SPECIFIC, CONTACT HUNTER DOUGLAS

BEAM LENGTHS AVAILABLE IN ±1/8" INCREMENTS, MINIMUM QUANTITIES MAY APPLY

BEAM MATERIAL

.025", .032", .040" ALUMINUM

BEAM FINISHES

PAINTED & POWDER COATED

DECORATED WOOD FINISH (POWDER COATED)

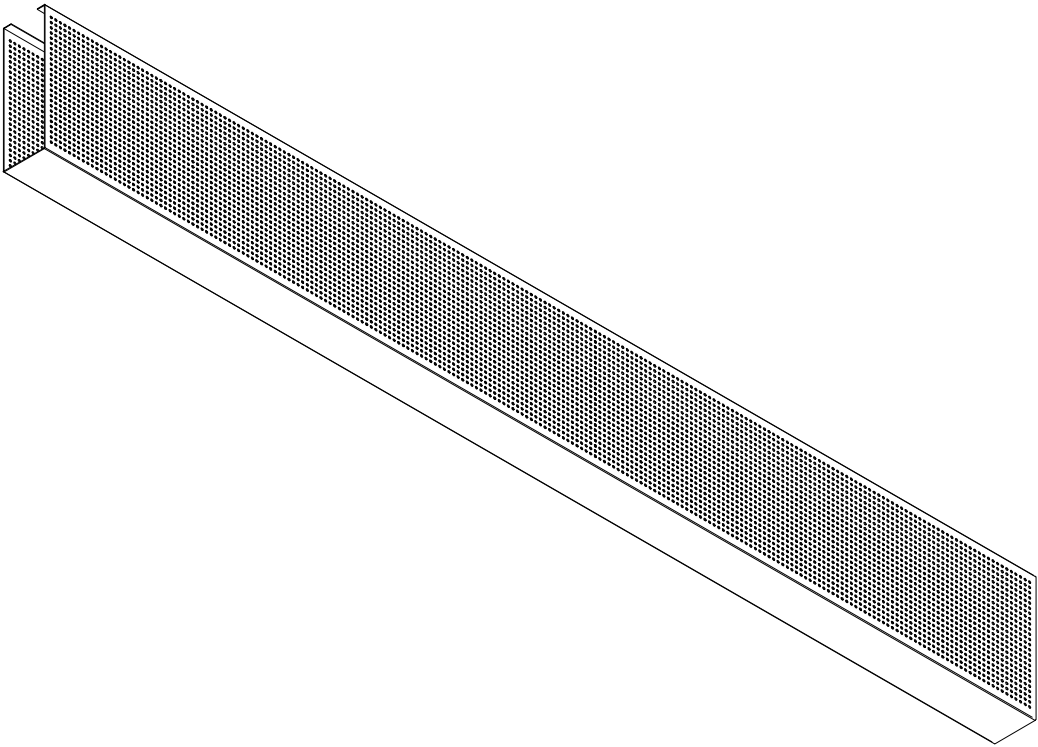
WOOD VENEER (NON-PERFORATED ONLY)

PERFORATIONS

PERFORATION	% OPEN
106	16.0%
115	12.0%
119	8.0%

STANDARD PERFORATION BORDERS ARE 1/4" NOM.

PERFORATIONS ARE ONLY ON THE SIDES OF THE BEAM



BEAM SIZES, MATERIALS, FINISHES, & PERFORATIONS
SCALE: NOT TO SCALE

SPECIFICATIONS

(unless noted otherwise)

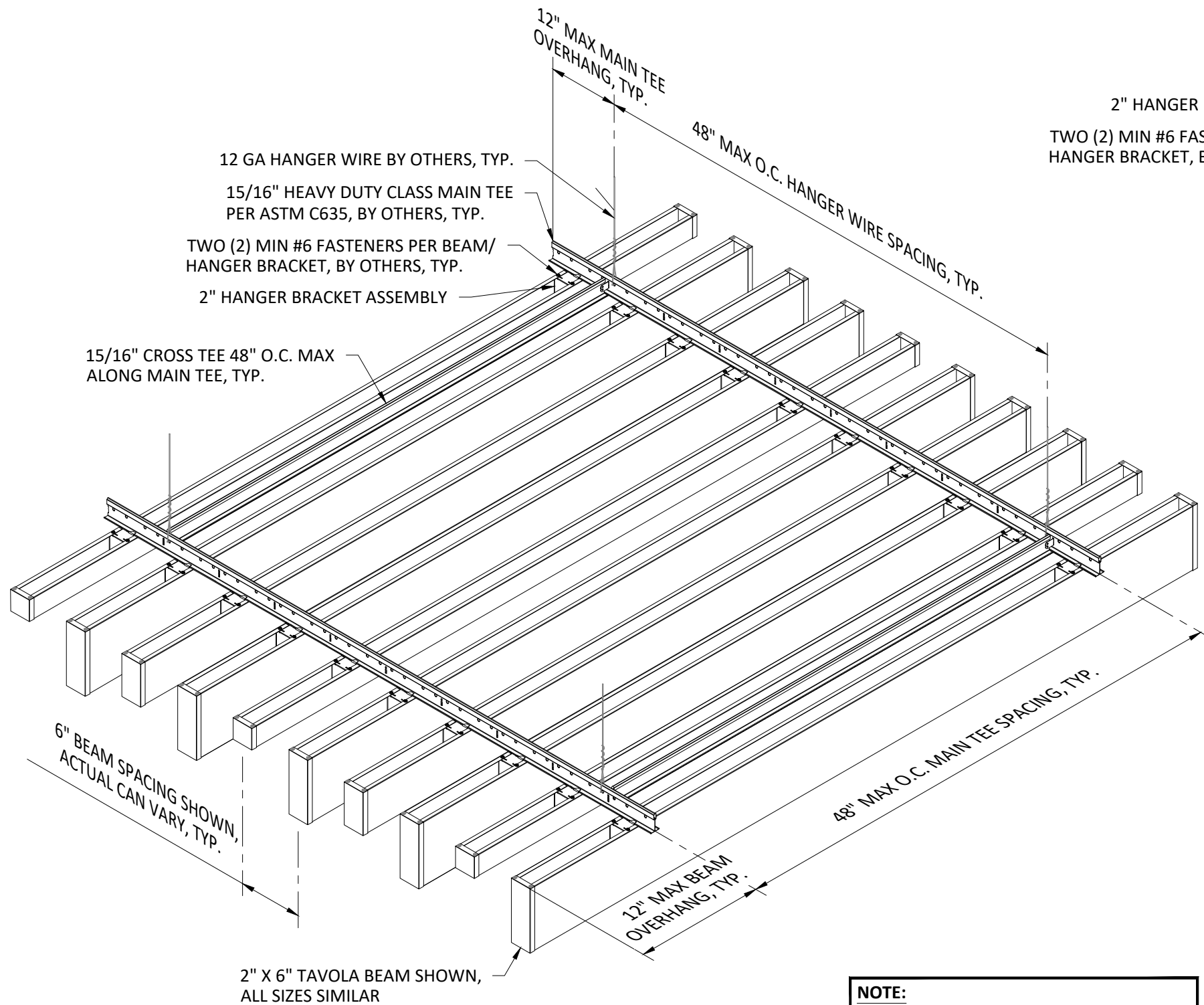
MATERIAL: .025" | .032" | .040" ALUMINUM

FINISH: PAINT | POWDER COAT | DECORATED WOOD FINISH | WOOD VENEER

PERFORATION: NON-PERFORATED | #106 | #115 | #119

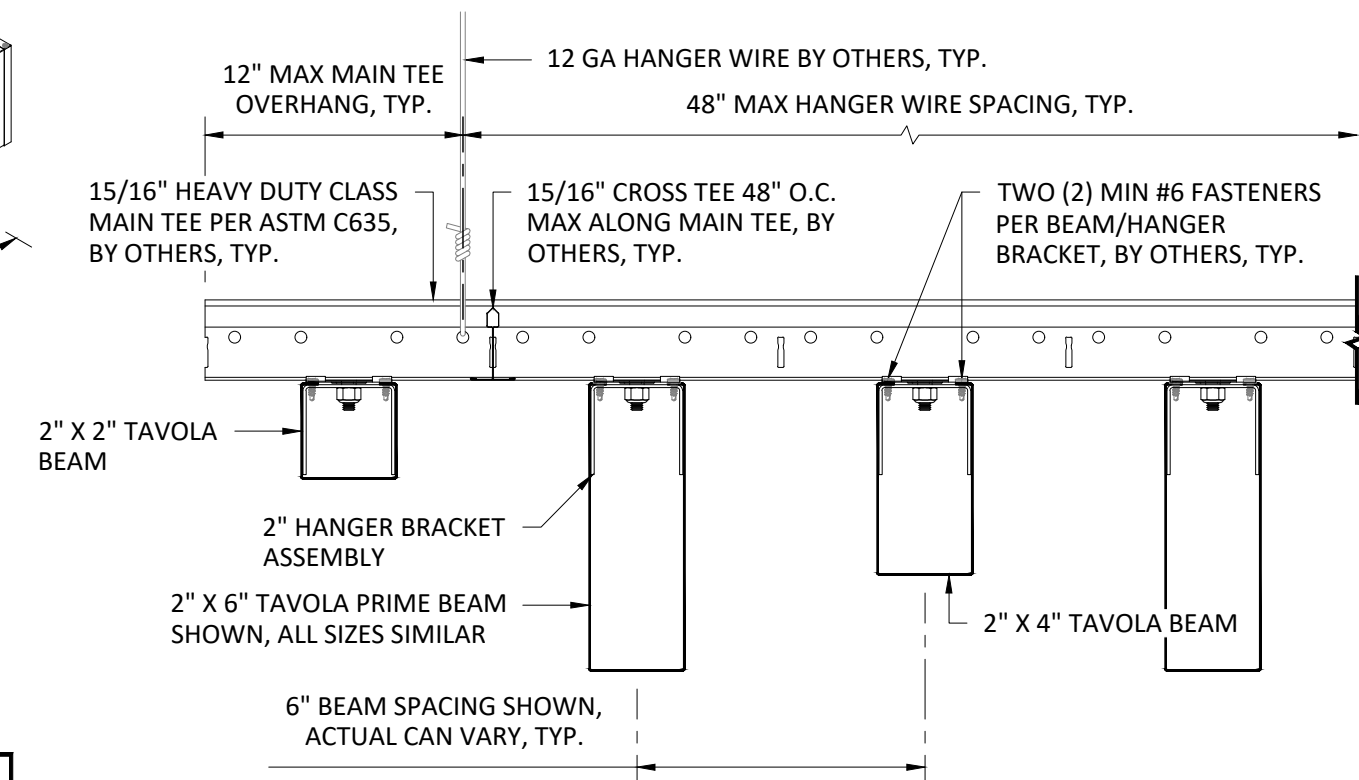
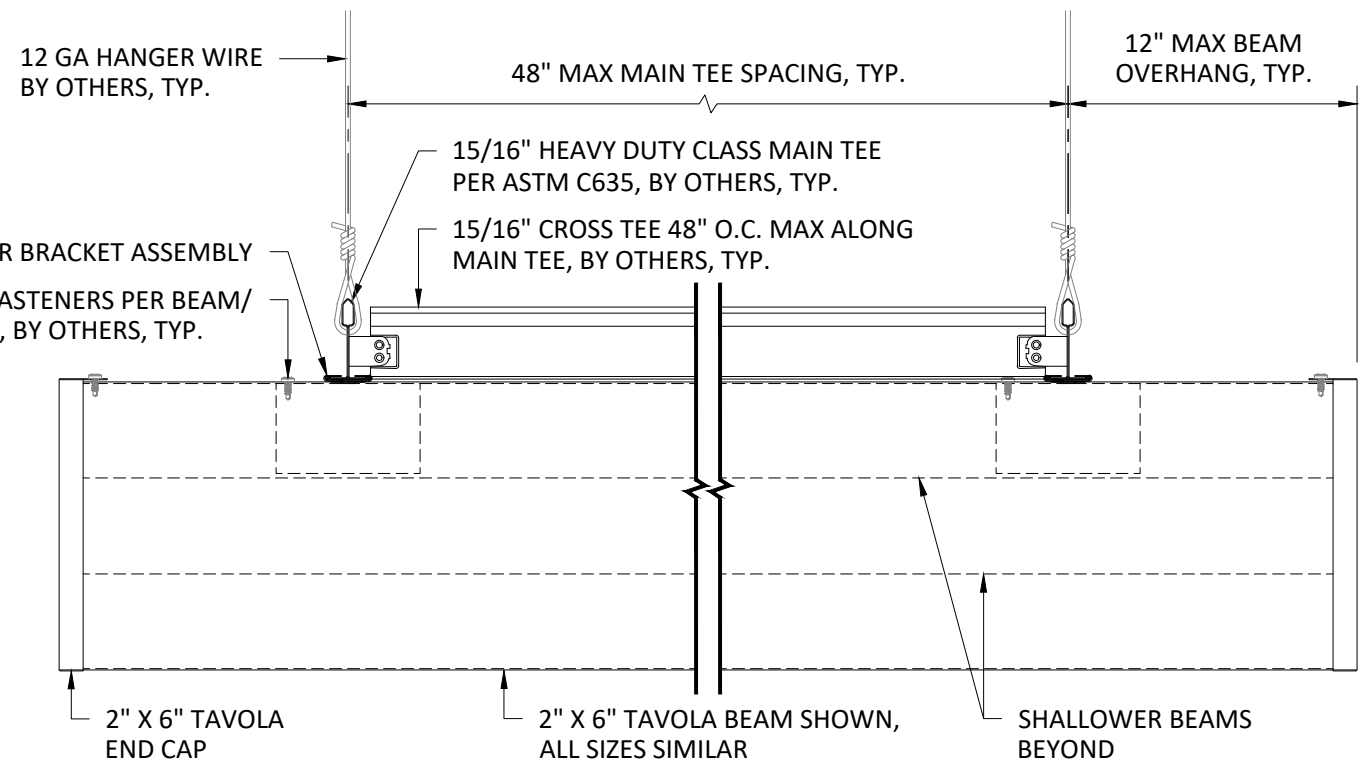
BEAM SPECIFICATIONS

PROJECT: TAVOLA LEVELS PRODUCT SPECIFICATIONS
DRAWING NUMBER: TAVOLA-LEV-A1.1
SCALE: AS SHOWN
DRAWN BY: HD ENGINEERING
DATE: 2/11/19



INTERIOR INSTALLATION

NOTE:
ATTACHMENT TO STRUCTURE
DESIGNED AND PROVIDED BY
OTHERS, NOT BY HUNTER DOUGLAS



TYPICAL SECTIONS
SCALE: 3" = 1'-0"

HunterDouglas 
Ceiling & Wall Products
exclusively from CertainTeed

5015 Oakbrook Parkway, Suite 100
Norcross, GA 30093
O 800.366.4327
F 770.806.0214
CTSpecialtyCeilings.com

All rights reserved. This drawing is the property of CertainTeed Ceilings Corporation. It may not be copied or multiplied, neither wholly nor partly. It may not be submitted for perusal to third parties.

SPECIFICATIONS

(unless noted otherwise)

MATERIAL: .025" | .032" | .040" ALUMINUM
FINISH: PAINT | POWDER COAT | DECORATED WOOD FINISH | WOOD VENEER
PERFORATION: NON-PERFORATED | #106 | #115 | #119

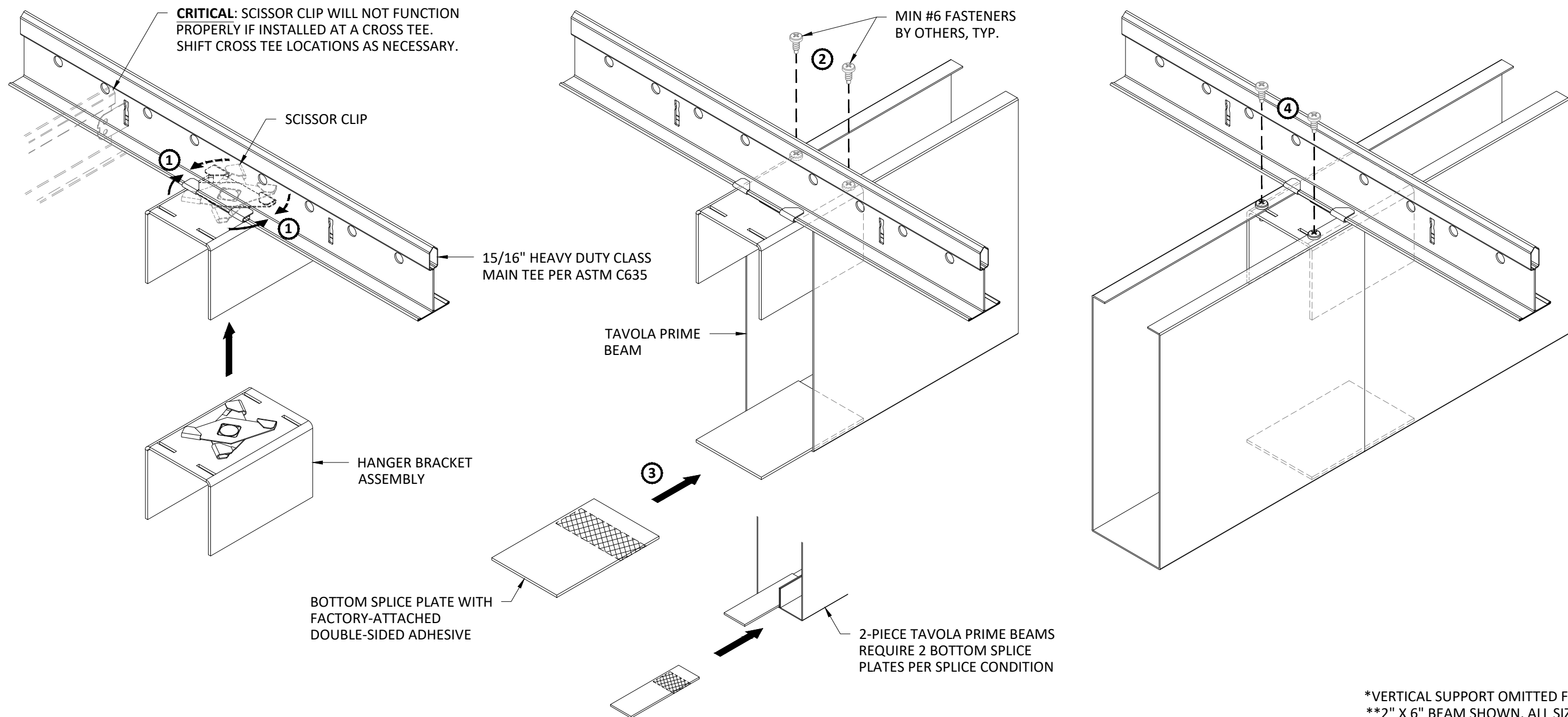
SUSPENSION SPECIFICATIONS

PROJECT: TAVOLA LEVELS PRODUCT SPECIFICATIONS
DRAWING NUMBER: TAVOLA-LEV-A1.2
SCALE: AS SHOWN
DRAWN BY: HD ENGINEERING
DATE: 2/11/19

- ① LIFT HANGER BRACKET ASSEMBLY INTO POSITION ON MAIN TEE AND SQUEEZE SCISSOR CLIP ONTO MAIN TEE WEB.
- ② FEED FIRST TAVOLA PRIME BEAM HALFWAY ONTO HANGER AND SECURE WITH TWO (2) MIN #6 FASTENERS (BY OTHERS).

- ③ REMOVE LINER FROM DOUBLE-SIDED ADHESIVE ON BOTTOM SPLICE PLATE AND SECURE HALFWAY INTO FIRST TAVOLA PRIME BEAM.
- ④ FEED SECOND TAVOLA PRIME BEAM ONTO HANGER BRACKET ASSEMBLY AND BOTTOM PLATE. SECURE WITH TWO (2) MIN #6 FASTENERS.

NON-SPLICE LOCATIONS: ONLY TWO (2) FASTENERS (1 PER SIDE) ARE REQUIRED AND BOTTOM PLATE IS OMITTED.



*VERTICAL SUPPORT OMITTED FOR CLARITY
**2" X 6" BEAM SHOWN, ALL SIZES SIMILAR

HunterDouglas 
Ceiling & Wall Products
exclusively from CertainTeed

5015 Oakbrook Parkway, Suite 100
Norcross, GA 30093
O 800.366.4327
F 770.806.0214
CTSpecialtyCeilings.com

All rights reserved. This drawing is the property of CertainTeed Ceilings Corporation. It may not be copied or multiplied, neither wholly nor partly. It may not be submitted for perusal to third parties.

SPECIFICATIONS (unless noted otherwise)

MATERIAL: .025" | .032" | .040" ALUMINUM
FINISH: PAINT | POWDER COAT | DECORATED WOOD FINISH | WOOD VENEER
PERFORATION: NON-PERFORATED | #106 | #115 | #119

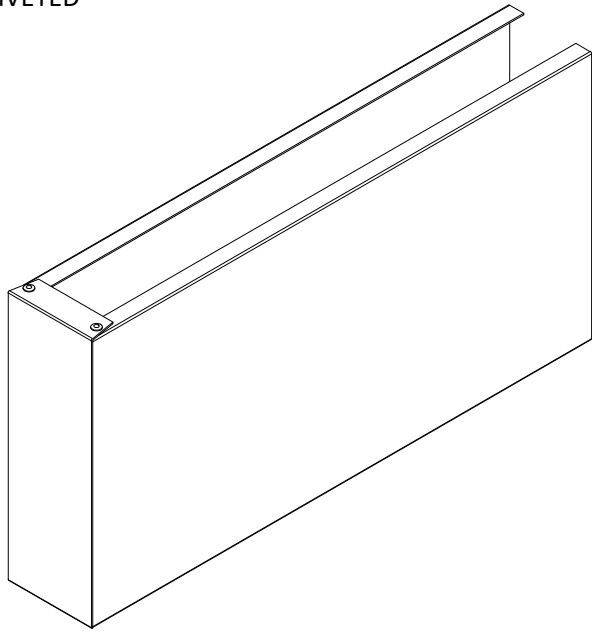
HANGER BRACKET ASSEMBLY INSTALLATION

PROJECT: TAVOLA LEVELS PRODUCT SPECIFICATIONS
DRAWING NUMBER: TAVOLA-LEV-A1.3
SCALE: NOT TO SCALE
DRAWN BY: HD ENGINEERING
DATE: 2/11/19

INTEGRAL METAL END CAP

PAINTED & POWDER COATED FINISHES

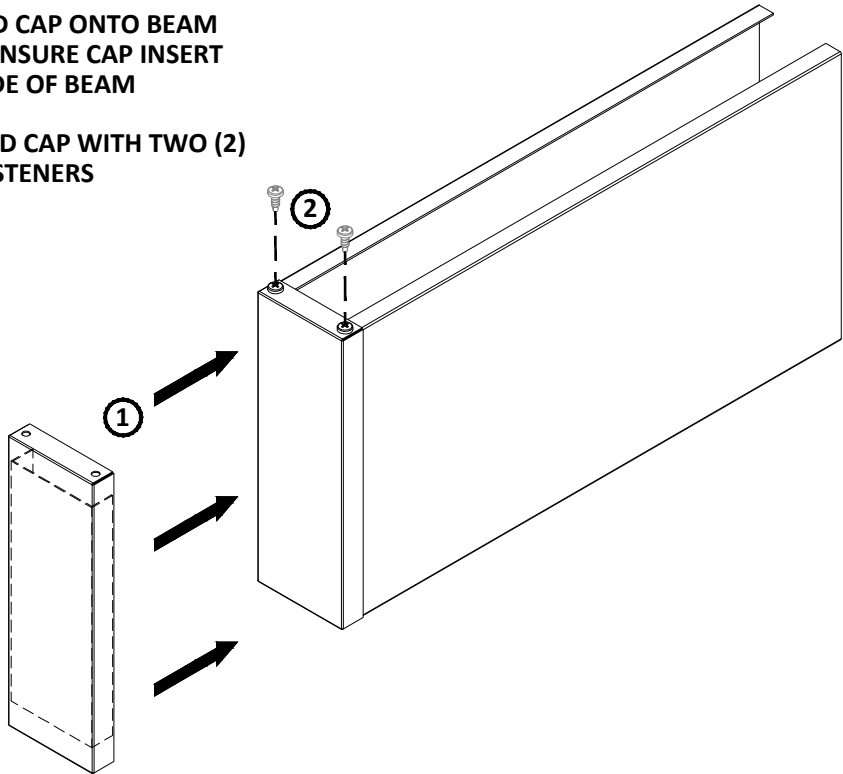
END CAP IS FACTORY-FORMED AND
FACTORY-POP-RIVETED



METAL END CAP

PAINTED, POWDER COATED, &
DECORATED WOOD FINISHES

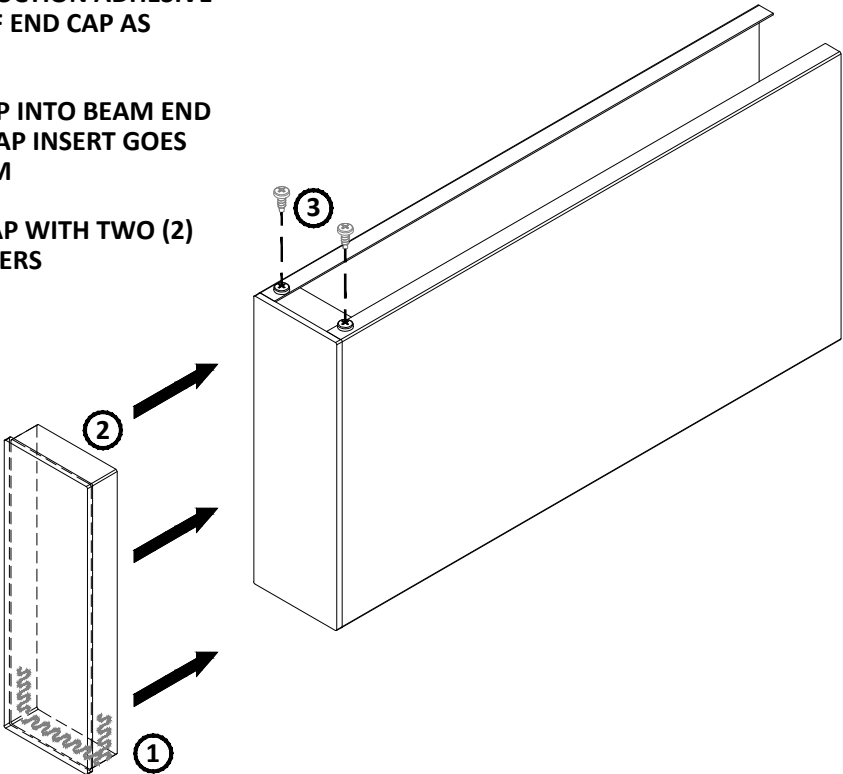
- 1 INSERT END CAP ONTO BEAM
END AND ENSURE CAP INSERT
GOES INSIDE OF BEAM
- 2 SECURE END CAP WITH TWO (2)
MIN #6 FASTENERS



WOOD END CAP

VENEER FINISH

- 1 APPLY CONSTRUCTION ADHESIVE
TO BOTTOM OF END CAP AS
NEEDED
- 2 INSERT END CAP INTO BEAM END
AND ENSURE CAP INSERT GOES
INSIDE OF BEAM
- 3 SECURE END CAP WITH TWO (2)
MIN #6 FASTENERS



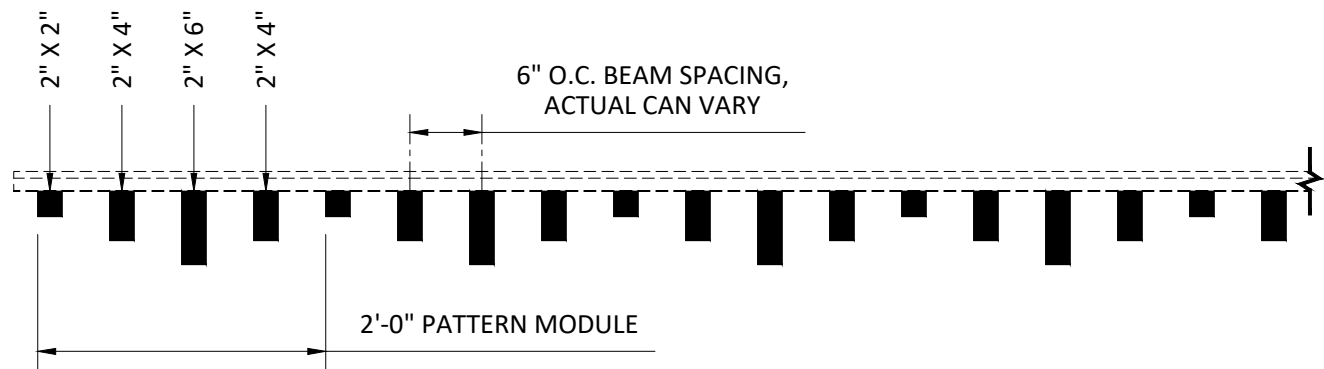
*2" X 6" BEAM SHOWN, ALL SIZES SIMILAR

SPECIFICATIONS
(unless noted otherwise)

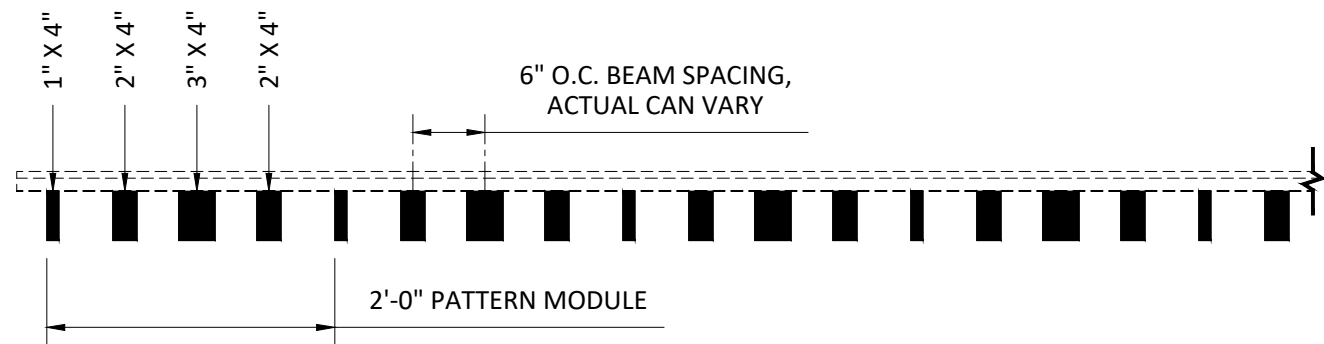
MATERIAL: .025" | .032" | .040" ALUMINUM
FINISH: PAINT | POWDER COAT | DECORATED WOOD FINISH | WOOD
VENEER
PERFORATION: NON-PERFORATED | #106 | #115 | #119

END CAP SPECIFICATIONS

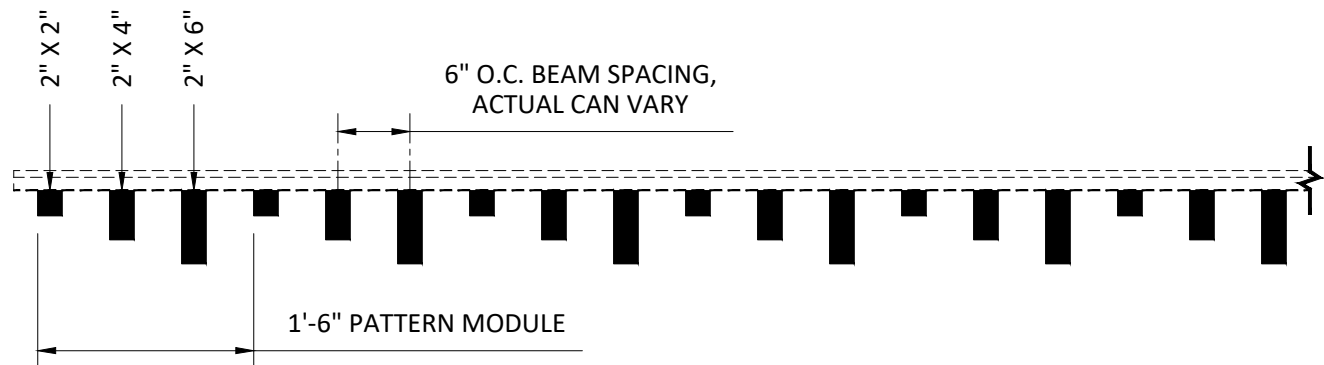
PROJECT: TAVOLA LEVELS PRODUCT SPECIFICATIONS
DRAWING NUMBER: TAVOLA-LEV-A1.4
SCALE: NOT TO SCALE
DRAWN BY: HD ENGINEERING
DATE: 2/11/19



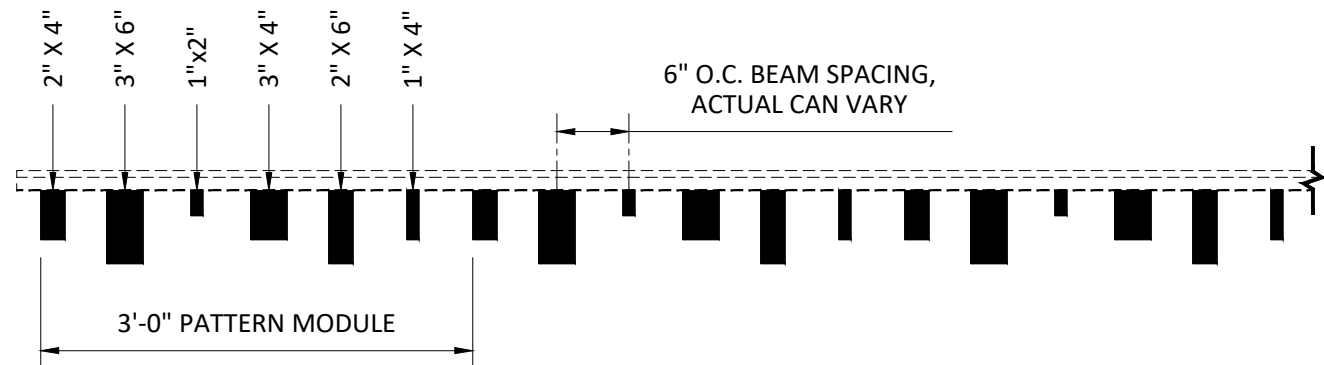
WAVE PATTERN



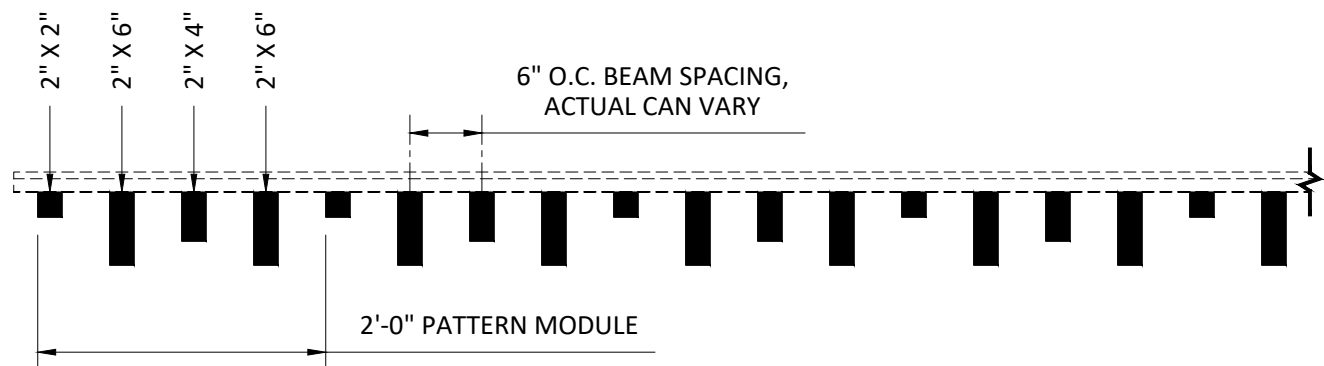
BARCODE PATTERN



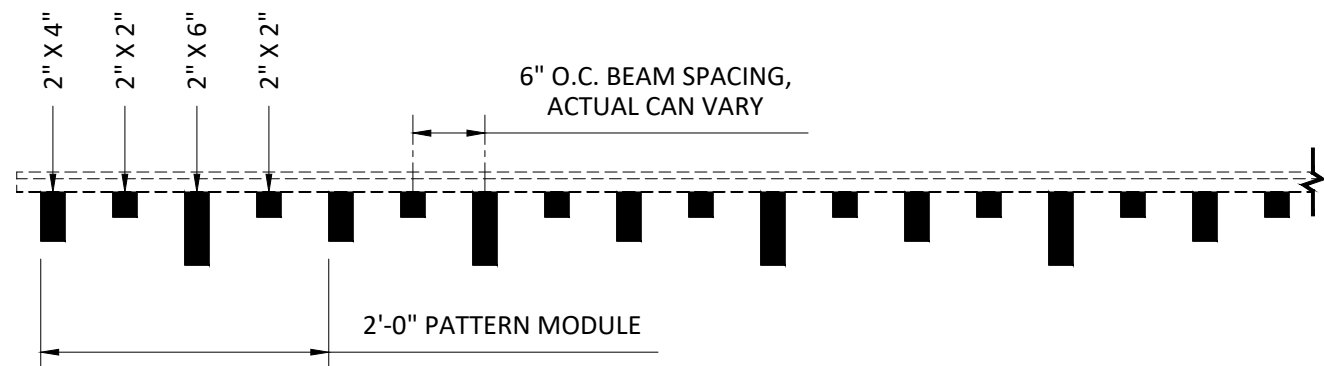
STEP PATTERN



STAGGER PATTERN



CHOPPY PATTERN



SCATTER PATTERN

SPECIFICATIONS

(unless noted otherwise)

MATERIAL: .025" | .032" | .040" ALUMINUM

FINISH: PAINT | POWDER COAT | DECORATED WOOD FINISH | WOOD

VENEER

PERFORATION: NON-PERFORATED | #106 | #115 | #119

SAMPLE PATTERNS

PROJECT: TAVOLA LEVELS PRODUCT SPECIFICATIONS

DRAWING NUMBER: TAVOLA-LEV-A1.5

SCALE: NOT TO SCALE

DRAWN BY: HD ENGINEERING

DATE: 2/11/19