

51a Rowan, Hoburne Bashley Holiday Park

**Graham & Trina welcome you to
your New Forest holiday home**

“We hope you have a lovely relaxing break”



**“Take a look inside for more information about your
home and surroundings”**

The New Forest

Welcome to Hoburne Bashley Holiday Park. If you're wondering what's around, let me fill you in on some local gems, and useful information that we hope helps you to enjoy your stay and make the most of your break . First up, you've got the New Forest right on your doorstep. It's like stepping into a natural wonderland with ancient woodlands, open heathlands, and charming villages. Perfect for a leisurely stroll, bike ride, or just soaking in the tranquil scenery.

Contents

Your Holiday Home	3
Dishwasher	3
Fire Place	3
Heating	4
Oven/Grill	4
The Hob	5
Washing Machine.....	5
Showers	6
TV	6
Wi-Fi.....	7
Other Holiday Home Essentials	7
Hoburne Bashley Holiday Park	8
Bar & Adjoining Areas	9
The Seaside & Beaches	10
Golfing.....	12
Dog Friendly	14
Exploring Wildlife Havens:	16
Villages, Towns	18
Cycle Hire	19
Take Aways	19
Buses.....	20
Taxi's.....	21
Local Food Shops	22

Your Holiday Home


Dishwasher

Have a click in the picture below and it will open up a short video instruction showing you how to operate the dishwasher. In short, open the door, click on the **1)** right black button (shown below) and then **2)** The P button to select how long you want the dishwasher on for.



Fire Place

Have a click in the picture below and it will open up a short video instruction showing you how to operate the Fire. In short, under the hood of the fire, click on the **1)** Left black button (shown below) which will turn the fire light on and then **2)** The right black button.



Heating

Have a click in the picture below and it will open up a short video instruction showing you how to operate the Heating. Simply click the right buttons up and down as you need and kindly click the temperature down low when you are not in the holiday home and when leaving. Thank you.




Oven/Grill

Have a click in the picture below and it will open up a short video instruction showing you how to operate the Oven & Grill. Turn the right knob (1) clockwise for the fan oven and temperature, turn the left knob clockwise (2) to the grill position as shown Please note that the alarm can go off when using the grill, so sometimes wise to have the cooker hood on and/or ventilate the kitchen/living room. Nothing to worry about, it's just sensitive but somewhat noisy for a few seconds until you open the door or waft a t-towel 😊 under the alarm.



The Hob

Have a click in the picture below and it will open up a short video instruction showing you how to operate the Hob. **1)** Make sure the switches on the wall are in the 'On' position **2)** Press the right bottom button down until the red lights come on (as shown). **3)** Select which hob you want on, i.e. back right hob (as shown), press down. **4)** Click the temperature up or down as required (as shown below)



Washing Machine

To use the machine and for a short wash, click on No 1 and then No 2.



Showers

The showers work very well and a good water flow, but please be mindful that a holiday home only holds 5 basin full of hot water, so please space your showers if you have a few of you or where possible avoid long showers as your next family member and friend may say they have no hot water. It only takes about 20 or so minutes for the hot water to return but just a heads up.



TV

To work the TV, click the power button on the remote control and then click the white F Play button shown below and this will bring up all the Freeview channels.



Wi-Fi

The following **Name** and **Wi-Fi** code will provide you with access to the internet. The first 0 is a number, not a letter.

Rowan 51a

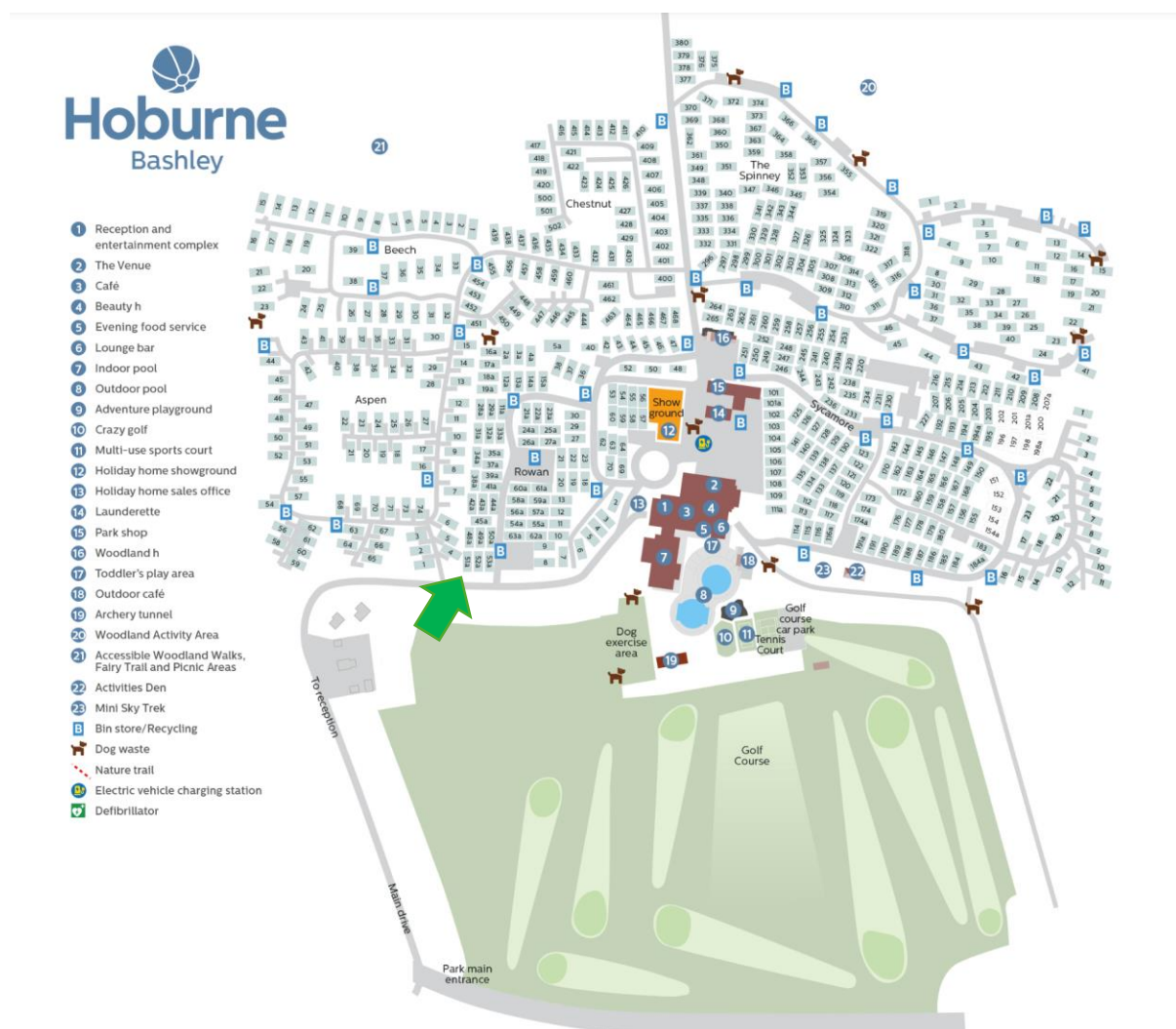
017Q6B4S

Other Holiday Home Essentials

The **hoover**, **Iron** and **Ironing board** are stored in the main bedroom in the right hand walk in wardrobe, including a **clothes horse**, and a **hair dryer** in the bedroom draw. If you need any spare **toilet roll**, there is a wicker basket on the shelf. There is a **dustpan**, **broom** and a **child's high chair** in the kitchen cupboard beside the integrated fridge freezer. There is plenty of cutlery, cutting knives, cups, dinnerware, cooking and kitchen utensils, and glasses etc, so you shouldn't want for anything. You can use the cleaning materials under the sink and anything else you require. The sofa nearest the lounges decking doors is a **sofa bed**, and bedding can be found in the lounge poof and the shelf in the main bedroom walk in wardrobe. The only two things we ask is to have a wonderful stay and that you leave the holiday home in good condition.. thank you.

Hoburne Bashley Holiday Park

Our holiday home is located in a wonderful position with a very short walking distance to all the sites amenities as shown by the arrow in the below illustration. Whilst there are many things to do, there are fees to access the complex for 1 day or more days and additional fees for extra activities. So for example, if you want to go into the complex for a day, there is a charge of around £25 for up to 6 people or £50 for 1 week. If you take a pre-signed form from our holiday home (under the TV) and fill in your names, send a payment direct to us (and we will supply our bank details) and take this to reception, they will then process your passes after a short call to us. It will enable you to access the entertainment (where scheduled), the restaurant, bar area, indoor and outdoor swimming pools, gym, sauna, steam room etc. Extra charges consist of activities such as golf, archery and so on, but please ask Reception who have all the knowledge and answers.



Bar & Adjoining Areas

The bar/eating area allows all dogs to enter and has a few TV's that show sport, a pool table, a toddlers play area, arcade and a nice menu where the food is very good and the bar staff from our experience are usually plentiful and helpful. We hope this is your experience. From the bar area, you can also access the inner and outer pools, gym, sauna, steam room, beauty room, another restaurant where no dogs can enter and an entertainments staged area.



The Seaside & Beaches

If you're into seaside vibes, you're in luck. The coast is just a short drive away, boasting sandy beaches and quaint towns. Whether you fancy a dip in the sea or trying your hand at some water sports, there's plenty to keep you entertained. This is a photo of our dogs on sobo beach (Southborne beach). However, again just check online which beaches are dog friendly as in high season, they do change the access a little on some beaches



Barton-on-Sea: 3 Miles

Barton-on-Sea boasts dramatic cliffs and panoramic views of the Solent and Isle of Wight. It's a popular spot for fossil hunting, beachcombing, and enjoying the fresh sea air.

Milford on Sea: 4 Miles

Nestled between Barton-on-Sea and Keyhaven, Milford on Sea is a charming coastal village with a shingle beach offering lovely views of the Needles and Isle of Wight. It's perfect for a relaxing day by the sea or exploring the nearby nature reserves.

Highcliffe Beach: 6 Miles

Located just a short drive away, Highcliffe Beach offers stunning views of Christchurch Bay and the Isle of Wight. It's a great spot for sunbathing, picnicking, or taking a leisurely stroll along the shore.

Southborne (Sobo) Beach: 7 Miles


Offers various amenities, including cafes, restaurants, and beach huts. It's an excellent spot for swimming, sunbathing, beach games, and leisurely walks along the promenade. We love this beach and the little beach bars.

Avon Beach: 7 Miles

Just a short drive from Hoburne Bashley, Avon Beach offers a wide expanse of golden sand backed by charming beach huts and cafes. It's a great place for swimming, windsurfing, or simply soaking up the sun.

Mudford Sandbank: 9 Miles

This picturesque spit of land separates the tranquil waters of Christchurch Harbour from the English Channel. Mudford Sandbank is perfect for families, with its shallow waters and soft sand, ideal for building sandcastles or paddling. This is one of our favourite spots on a sunny day, taking a small 5 minute Mudford ferry across to the Beach House is well worth a vist.



Golfing

If you are in to your golf, we have 2 favourites, albeit the prices are a million miles apart. **Barton on Sea Golf Club** is a really beautiful 27-hole golf course but with a price to match unfortunately. But if you do want to treat yourself and play this links golfs course overlooking the isle of wight needs, you will not be dissappointed. These are pictures we took when we played this course.




Closer to home on **Hoburne Bashley Holiday Park**, opposite your holiday home and just a few minutes walk is a really nice PAR 3 golf course which is far from a pitch and putt and doubles up as an 18 hole course with different teeing off positions on the second part of the round. We love this course and being across the field from where we are. Its great if you only want to do 9 holes, you can be there and back home within the hour and not had to impact your day. This course is also very cheap and just pop into reception for more details. The Picture is again from our album.



Dog Friendly

We are very much dog lovers, and you will possibly have noticed this from the little doggy bits and pieces in the holiday home. The New Forest is the perfect place for your dogs to have an incredible holiday. Just look to your left as you walk out the front of your holiday home and you will see an enclosed dog park (our dogs in this enclosed area below) which is great to let your loved ones run free. Likewise you can also take your dogs into the **‘Hoburne Bashley Holiday Park’** restaurant/bar area, although we do ask that you refer to the ‘Hoburne Bashley Holiday Park’ section’ as this advises on the passes you will need and fees to access certain areas, like the Restaurant/Bar area. It goes without saying that the New Forest and its multiple walks and locations is all geared up for animal lovers in the villages, forest, bars, cafes, restaurants and beaches.



Dog Walks

Just check any of the below places before you set off as things do change from time to time and we wouldn't want you heading off to these places to find they are no longer open or they have changed the rules. We hope this gives you a few areas which may be of help and also be mindful that the beaches are great for the dogs. However, again just check online which beaches are dog friendly as in high season, they do change the access a little on some beaches.

New Forest National Park:

Much of the New Forest is open to dogs, with miles of walking trails and expansive heathlands where your dog can roam freely. Just be sure to keep your dog under close control around livestock. You will see horses in particular roaming free across the whole of the New Forest.

Lepe Country Park: 16 Miles

Located on the coast near Exbury, Lepe Country Park welcomes dogs on leads. It offers stunning views of the Solent, along with beach access where your pup can enjoy a refreshing dip in the sea.

Bolderwood Deer Sanctuary: 11 Miles

Dogs on leads are welcome to join you on walks through the beautiful Bolderwood Deer Sanctuary. Keep an eye out for the resident fallow deer that roam the area.

Hatchet Pond: 11 Miles

This picturesque spot near Beaulieu is perfect for a tranquil walk with your dog. It's one of the largest areas of water in the New Forest and offers lovely views and opportunities for wildlife spotting.

Burley: 6.5 Miles

The charming village of Burley is known for its dog-friendly atmosphere. Many of the local pubs, cafes, and shops welcome well-behaved dogs, making it a great place to stop for a bite to eat or a browse around the shops. For those of you that like Witches, look up this place.. Burley has a unique and quirky character with witchcraft playing a large role within the village history. During the late 1950's Sybil Leek a famous 'white' witch lived in the village and was often seen walking around in her long black cloak with her pet jackdaw sitting on her shoulder. There are at least 5 witch shops in this very tiny village !

Rhinefield Ornamental Drive: 9 Miles

Take a leisurely stroll along this scenic drive, which winds through majestic woodland and past picturesque ponds. Dogs are welcome on leads, and you'll both enjoy the peaceful surroundings.

Beaulieu: 12 Miles

The village of Beaulieu and its surrounding area offer plenty of dog-friendly attractions, including riverside walks, the Beaulieu River, and the grounds of Beaulieu Abbey. Very often you will see little donkeys on the roadside which is very cute.


Exploring Wildlife Havens:

Discovering the Natural Treasures of the New Forest

The New Forest is renowned for its rich biodiversity and diverse range of wildlife. Here are some notable wildlife species you might encounter in the New Forest:

New Forest Ponies:

Perhaps the most iconic inhabitants of the New Forest, these semi-wild ponies roam freely throughout the area. They are descendants of the ponies that have lived in the forest for centuries and play a crucial role in shaping the landscape through grazing. If you like horse riding, there are also a number of horse riding stables in the new forest, the closest of which is at the Burley Villa School of Riding on Bashley Common Road, New Milton BH25 5SH, and another school called Coombe stables in Sway SO41 6BP that was very good when we visited.



Deer:

The New Forest is home to several species of deer, including fallow deer, roe deer, and red deer. You might spot them in woodland areas or grazing in open spaces, particularly during dawn and dusk.

Birds:

The New Forest provides habitat for a wide variety of bird species, including birds of prey such as buzzards, kestrels, and hobbies. Woodland areas are home to songbirds like thrushes, warblers, and tits, while wetland habitats support waterfowl and wading birds such as ducks, geese, and herons.

Reptiles and Amphibians:

Adders, grass snakes, and common lizards are among the reptiles that inhabit the New Forest. Common frogs, toads, and newts can also be found in ponds and wetland areas.

Invertebrates:

The New Forest supports a diverse array of insects and invertebrates, including butterflies, moths, beetles, and dragonflies. Look out for species such as the Silver-studded Blue butterfly, the New Forest Cicada, and the Southern damselfly.

Badgers and Foxes:

While elusive, badgers and foxes are present in the New Forest. They are primarily nocturnal animals but can occasionally be spotted during the day, particularly in quieter areas away from human activity.

Areas of prominence where you are likely to encounter wildlife, including horses and other animals, in the New Forest include:

Open heathland:

Many species, including ponies and deer, graze in the open heathland areas of the New Forest. These expansive spaces provide ample grazing opportunities and are excellent places to observe wildlife.

Woodland areas:

Wooded areas within the New Forest provide habitat for a variety of wildlife species, including birds, mammals, reptiles, and insects. Walking trails through woodlands offer opportunities for wildlife watching.

Water bodies:

Ponds, streams, and rivers within the New Forest support diverse aquatic and semi-aquatic wildlife, including amphibians, waterfowl, and dragonflies.

Coastal areas:

The New Forest coast, including areas such as Lepe Country Park, provides habitat for coastal birds and marine species. It's also a good spot for observing seabirds and coastal wildlife.

Villages, Towns

The following towns and villages near Hoburne Bashley Holiday Park offer a diverse range of experiences, from coastal delights to woodland adventures, ensuring there's something for every visitor to enjoy.

New Milton: 1.6 Miles

Just north of Hoburne Bashley Holiday Park, New Milton is a vibrant market town offering a variety of shops, eateries, and amenities, making it convenient for stocking up on essentials or enjoying a meal out. If you are looking for a pub to watch sports, this place is ideal with plenty of screens and seats available at either the 'House Martin' (our preference) or 'The Walkers Arms'. In terms of trains, New Milton is the closest point to the holiday park.

Barton-on-Sea: 3 Miles

To the west lies Barton-on-Sea, a coastal village renowned for its stunning cliff-top views and tranquil ambiance, perfect for a leisurely stroll or a relaxing day by the sea. One of our favourite restaurants is here, called Pebble Beach, where the food is very good and even to pop in during the day time for a coffee, but I don't believe its 'dog friendly'.

Milford on Sea: 5.6 Miles

Just a short drive westward, Milford on Sea boasts panoramic vistas of the Isle of Wight and the Needles. With its shingle beach and array of cafes and restaurants, it's an ideal spot for seaside relaxation.

Brockenhurst: 6 Miles

Northeast of Hoburne Bashley lies Brockenhurst, often referred to as the gateway to the New Forest. This picturesque village is surrounded by ancient woodlands, offering endless opportunities for walking, cycling, and wildlife encounters. There are a few places to eat and drink here, and another nice venue en route is a place called The Filly Inn.

Burley: 6.2 Miles

To the northwest, Burley welcomes visitors with its traditional thatched cottages and enchanting atmosphere. Known for its connections to witchcraft and smuggling history, Burley offers a unique blend of folklore and natural beauty, and plenty of witch shops !

Lymington: 7 Miles

Southeast of the holiday park, Lymington beckons with its Georgian charm and bustling quay. Explore its historic streets, vibrant markets, and enjoy a taste of coastal life. This is one of our favourites with its lovely town, look and feel.

Lyndhurst: 11 Miles

Nestled in the heart of the New Forest, Lyndhurst is a charming village renowned for its quintessential English character and access to the forest's wonders. Explore its quaint shops, tea rooms, and nearby walking trails.

Beaulieu: 12 Miles

East of Hoburne Bashley, Beaulieu captivates with its riverside setting and rich heritage. Explore Beaulieu Abbey, the Palace House, and the National Motor Museum, or take a leisurely stroll along the Beaulieu River. As mentioned previously, we often see ponies blocking the road here and sunbathing !.. we have a little soft spot for this place.

Cycle Hire

We haven't hired any bikes whilst at the New Forest but did a little research to show a few names and areas that may be of interest to you. All of these areas are fairly close by but we would welcome your feedback if you do hire from any of the below shops or somewhere not on this list, so that we can update our list for future guests, thank you.

- Burley - New Forest Cycling.
- Brockenhurst - Cyclexperience Bike Hire.
- Lyndhurst – The Woods Cyclery and AA Bike Hire.
- Lymington - New Forest Bikes.
- Milford on Sea (Delivery) - Jaunt-e Bikes.
- Beaulieu - with New Forest Activities.

Take Aways

The following Take Aways are very near and deliver. These may be of interest to you.

Chinese

Happy Wok – 5 The Parade, Ashley Road, New Milton BH25 5BS **01425 614100**

Indian

Royal Spice – 38 Old Milton Road, New Milton BH25 6DX **01425 611322**

Pizza

Papa Johns – 102 Station Rd, New Milton BH25 6LQ **01425 888684**

Buses

The New Forest Tour is an open-top bus experience linking towns, villages and attractions in the New Forest National Park. Operating in the summer months only, the New Forest Tour offers a choice of three routes: Red (the wild northwest), Green (the beautiful southeast) and Blue (the coastal southwest)

In terms of the three routes – Blue, Green, Red – they cover different parts of beautiful countryside and coast. Interchange points: Blue/Green at Brockenhurst and Lymington, Blue/Red at Burley, Green/Red at Lyndhurst. The Blue route takes in the coast and stops at Hurst Road and Sea Road in Milford on Sea. One ticket allows you to travel everywhere.

The buses are generally up and running around May to September, and pull up outside the sales office next to reception every hour from around 9am until 6pm at Hoburne Bashley holiday park, just 2 minutes' walk from our holiday home. You can get tickets online via **thenewforesttour.info** or from site reception. Ask reception for pricing but as an indicative, a family ticket to go on all bus routes and hop on and off all day is around £20.



Taxi's

Always try and plan ahead with Taxis and ensure you have cash as they do not very often (if at all) accept payment cards. The reason for cash is that machines don't work very well with poor network signals (or so they say 😊)

Galleon Taxis New Milton Station

Score 3.2 (46)

New Milton

01425 622222

New Forest Taxis

Score 4.2 (18)

New Milton

01425 600222

Hinton Cars Taxi Service

Score 5.0 (15)

01425 276888

1st Choice Private Hire

Score 4.1 (10)

New Milton

01425 619922

Local Food Shops

There is a local shop (Number 15 on the Map below) just a short walk from your holiday home (green arrow). This shop has most of what you may need but can be pricey. Alternatively, there is a Londis a very short drive away on the Bashley Road (BH25 5RX). Come out of the park exit, turn right and next right at the roundabout. If you are looking for somewhere to fill up your vehicle, there is an Esso Garage directly opposite the Londis shop. For a bigger shop, there is a Morrisons in New Milton.

