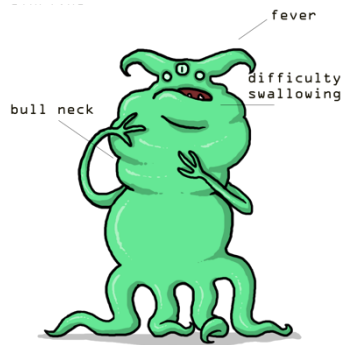
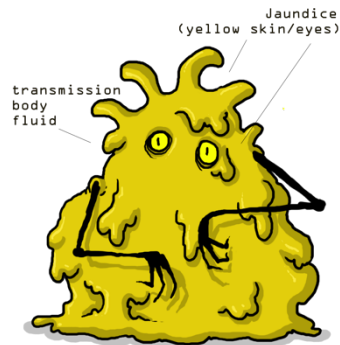


Diphtheria



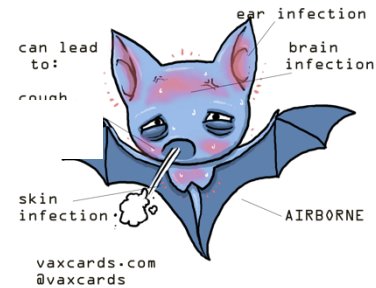
Blue face or Bull neck

Hepatitis B



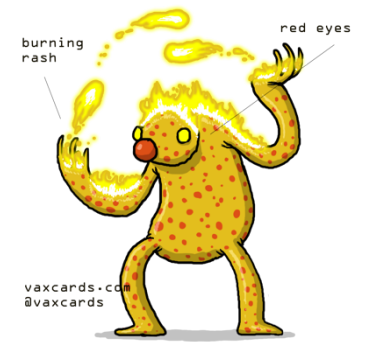
Blue face or Bull neck

Pneumococcal



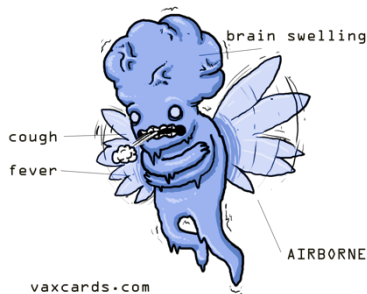
Cough or infections

Measles



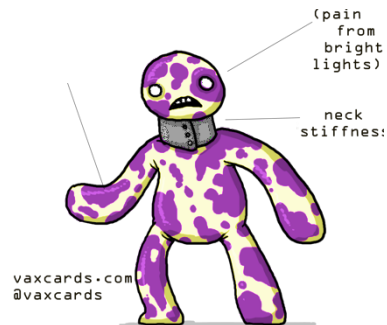
Sniffles, red eyes

Haemophilus (Hib)



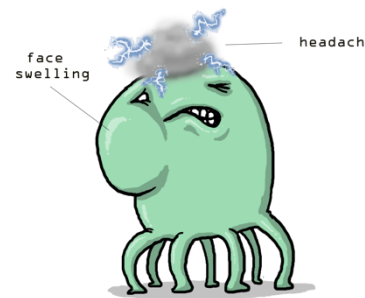
Fever, throat swelling

Meningococcal



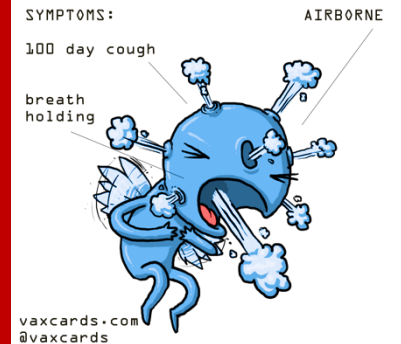
Photophobia, stiff neck

Mumps



Headache or face swelling

Pertussis



Whooping cough, Runny nose, 100 day cough

**#vaccinationworks
Businesses4Health.Com
#coveryourcough
VaxCards.com
ERADICATION**



**#vaccinationworks
Businesses4Health.Com
#coveryourcough
VaxCards.com
ERADICATION**



**#vaccinationworks
Businesses4Health.Com
#coveryourcough
VaxCards.com
ERADICATION**



**#vaccinationworks
Businesses4Health.Com
#coveryourcough
VaxCards.com
ERADICATION**



**#vaccinationworks
Businesses4Health.Com
#coveryourcough
VaxCards.com
ERADICATION**



**#vaccinationworks
Businesses4Health.Com
#coveryourcough
VaxCards.com
ERADICATION**



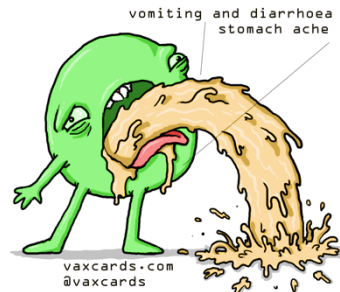
**#vaccinationworks
Businesses4Health.Com
#coveryourcough
VaxCards.com
ERADICATION**



**#vaccinationworks
Businesses4Health.Com
#coveryourcough
VaxCards.com
ERADICATION**




Rotavirus



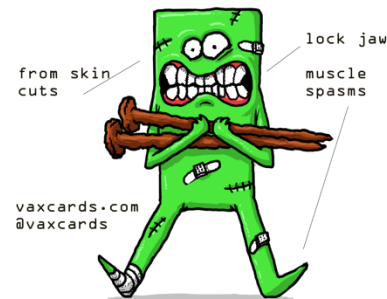
Super-vomit, stomach ache

Rubella




Fever, red rash

Tetanus



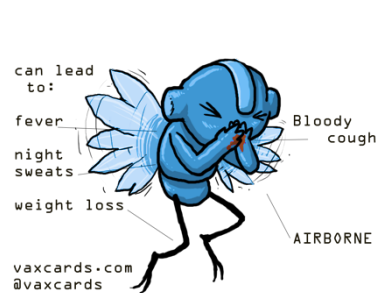
Drool, Lockjaw

Varicella



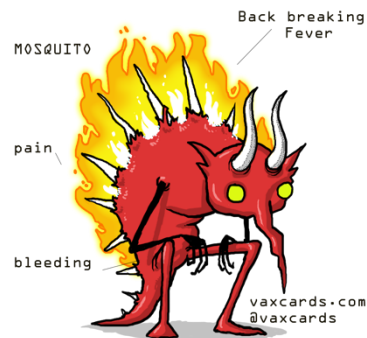
Chicken pox, Itch, red spots

Tuberculosis



Weight loss, night sweat, cough

Dengue



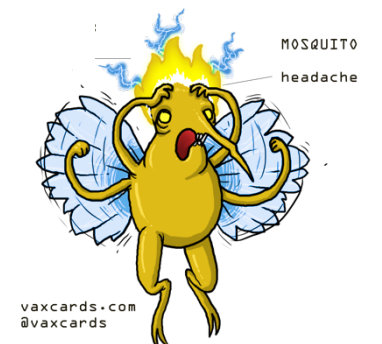
fever, vomiting, muscle/joint pains, rash

COVID-19



Fever, cough, tiredness, loss of taste or smell

Malaria



Fever, headache, chills



#vaccinationworks
Businesses4Health.Com
#coveryourcough
VaxCards.com
ERADICATION



#vaccinationworks
Businesses4Health.Com
#coveryourcough
VaxCards.com
ERADICATION



#vaccinationworks
Businesses4Health.Com
#coveryourcough
VaxCards.com
ERADICATION



#vaccinationworks
Businesses4Health.Com
#coveryourcough
VaxCards.com
ERADICATION



#vaccinationworks
Businesses4Health.Com
#coveryourcough
VaxCards.com
ERADICATION



#vaccinationworks
Businesses4Health.Com
#coveryourcough
VaxCards.com
ERADICATION



#vaccinationworks
Businesses4Health.Com
#coveryourcough
VaxCards.com
ERADICATION



#vaccinationworks
Businesses4Health.Com
#coveryourcough
VaxCards.com
ERADICATION

Japanese Encephalitis



Hookworm



Rabies



Infectious Diseases

Disease	Spread by	Early symptoms	Time between exposure & sickness	Exclusion from school, early childhood centre, or work *
Rashes & Skin infections				
Chickenpox # **	Coughing, sneezing and contact with weeping blisters.	Fever and spots with a blister on top of each spot.	10-21 days after being exposed.	1 week from appearance of rash, or until all blisters have dried.
Hand, foot and mouth disease	Coughing, sneezing, and poor hand washing.	Fever, flu-like symptoms – rash on soles and palms and in the mouth.	3-5 days	Exclude until blisters have dried. If blisters able to be covered, and child feeling well, they will not need to be excluded.
Head lice (Nits)	Direct contact with an infested person's hair, and less commonly by contact with contaminated surfaces and objects.	Itchy scalp, especially behind ears. Occasionally scalp infections that require treatment may develop.	N/A	None, but ECC/school should be informed. Treatment recommended to kill eggs and lice.
Measles ! # **	Airborne - Coughing and sneezing. Direct contact with an infected person. Highly infectious.	Runny nose and eyes, cough and fever, followed a few days later by a rash.	7-21 days	5 days after the appearance of rash. Non-immune contacts of a case may be excluded.

Ringworm	Contact with infected skin, bedding and clothing.	Flat, ring-shaped rash.	4-6 weeks	None, but skin contact should be avoided.
Rubella (German Measles) ! # **	Airborne - Coughing and sneezing. Also direct contact with an infected person.	Fever, swollen neck glands and a rash on the face, scalp and body.	14-23 days	Until well and for 7 days from appearance of rash.
Scabies	Contact with infected skin, bedding and clothing.	Itchy rash.	4-6 weeks (but if had scabies before it may develop within 1-4 days)	Exclude until the day after appropriate treatment.
School sores (Impetigo)	Direct contact with infected sores.	Blisters on the body which burst and turn into scabby sores.	Variable	Until sores have dried up or 24 hours after antibiotic treatment has started.
Diarrhoea & Vomiting illnesses				
Campylobacter ! Cryptosporidium ! Giardia ! Salmonella !	Undercooked food, contaminated water. Direct spread from an infected person or animal.	Stomach pain, fever, nausea, diarrhoea and/or vomiting.	Campylobacter 1-10 days Cryptosporidium 1-12 days Giardia 3-25 days	Until well and for 48 hours after the last episode of diarrhoea or vomiting. Cryptosporidium – do not use public pool for 2 weeks after symptoms have stopped. Salmonella - Discuss exclusion of cases and contacts with public health service.

			Salmonella 6-72 hours	
Hepatitis A !	Contaminated food or water, direct spread from an infected person.	Nausea, stomach pains, general sickness. Jaundice a few days later.	15-50 days	7 days from the onset of jaundice.
Norovirus	Contact with secretions from infected people.	Nausea, diarrhoea/and or vomiting.	1-2 days	Until well and for 48 hours after the last episode of diarrhoea or vomiting.
Rotavirus **	Direct spread from infected person.	Nausea, diarrhoea/and or vomiting.	1-2 days	Until well and for 48 hours after the last episode of diarrhoea or vomiting.
Shigella !	Contaminated food or water, contact with an infected person.	Diarrhoea (may be bloody), fever, stomach pain.	12 hours-1 week	Discuss exclusion of cases and their contacts with public health service.
VTEC/STEC !(Verocytotoxin-producing E. coli)	Contaminated food or water, unpasteurised milk. Direct contact with animals or infected person.	High incidence of bloody diarrhoea, stomach pain. High rate of hospitalisation and complications.	2-10 days	Discuss exclusion of cases and their contacts with public health service.
Respiratory Infections				

Influenza and Influenza-like illness (ILI) **	Coughing and sneezing. Direct contact with infected person.	Sudden onset of fever with cough, sore throat, muscular aches and a headache.	1-4 days (average about 2 days)	Until well.
Streptococcal sore throat	Contact with secretions of a sore throat. (Coughing, sneezing etc.)	Headache, vomiting, sore throat. An untreated sore throat could lead to Rheumatic fever.	1-3 days	Exclude until well and/or has received antibiotic treatment for at least 24 hours.
Whooping cough (Pertussis) ! # **	Coughing. Adults and older children can pass on the infection to babies.	Runny nose, persistent cough followed by “whoop”, vomiting or breathlessness.	5-21 days	Five days from commencing antibiotic treatment or, if no antibiotic treatment then 21 days from onset of illness or until no more coughing, whichever comes first.
Other Infections				
Conjunctivitis (Pink eye)	Direct contact with discharge from the eyes or with items contaminated by the discharge.	Irritation and redness of eye. Sometimes there is a discharge.	2-10 days (usually 3-4 days)	While there is discharge from the eyes.
Meningococcal Meningitis ! **	Close contact with oral secretions. (Coughing, sneezing, etc.)	Generally unwell, fever, headache, vomiting, sometimes a rash. Urgent treatment is required.	3-7 days	Until well enough to return.

Meningitis - Viral	Spread through different routes including coughing, sneezing, faecal-oral route.	Generally unwell, fever, headache, vomiting.	Variable	Until well.
Mumps ! **	Coughing, sneezing and infected saliva.	Pain in jaw, then swelling in front of ear and fever.	12-25 days	Exclude until 5 days after facial swelling develops, or until well.

List of vector-borne diseases, according to their vector

The following table is a non-exhaustive list of vector-borne disease, ordered according to the vector by which it is transmitted. The list also illustrates the type of pathogen that causes the disease in humans.

<u>Vector</u>	<u>Disease caused</u>	<u>Type of pathogen</u>	
Mosquito	<i>Aedes</i>	Chikungunya	Virus
		Dengue	Virus
		Lymphatic filariasis	Parasite
		Rift Valley fever	Virus
		Yellow Fever	Virus
		Zika	Virus
	<i>Anopheles</i>	Lymphatic filariasis	Parasite
		Malaria	Parasite
	<i>Culex</i>	Japanese encephalitis	Virus
Lymphatic filariasis		Parasite	
West Nile fever		Virus	
Aquatic snails	Schistosomiasis (bilharziasis)	Parasite	
Blackflies	Onchocerciasis (river blindness)	Parasite	
Fleas	Plague (transmitted from rats to humans)	Bacteria	
	Tungiasis	Ectoparasite	
Lice	Typhus	Bacteria	
	Louse-borne relapsing fever	Bacteria	
Sandflies	Leishmaniasis	Parasite	
	Sandfly fever (phlebotomus fever)	Virus	
Ticks	Crimean-Congo haemorrhagic fever	Virus	
	Lyme disease	Bacteria	
	Relapsing fever (borreliosis)	Bacteria	
	Rickettsial diseases (eg: spotted fever and Q fever)	Bacteria	
	Tick-borne encephalitis	Virus	
	Tularaemia	Bacteria	
Triatome bugs	Chagas disease (American trypanosomiasis)	Parasite	
Tsetse flies	Sleeping sickness (African trypanosomiasis)	Parasite	