

Tuesday 08 June
2021

COVID-19
Pandemic

PNG HEALTH CLUSTER

Meeting Agenda

Tuesday 08 June
2021

1. OPENING – ANTHONY ESHOPHONIE, WHO
2. NATIONAL RESPONSE UPDATE – MELINDA SUSAPU, NDOH
3. VACCINATION ROLLOUT UPDATE – DEBORAH BETTELS, WHO
4. EPI/SURVEILLANCE UPDATE – STEFANIE VACCHER, WHO

BRIEF Q&A

6. MAPPING IEC MATERIALS – SHANNON MCVEY
7. UPDATE ON 4W'S DASHBOARD – GREG CAMERON
8. SRH SUB CLUSTER UPDATE - DR TITILOLA DURO-AINO UNFPA
9. WASH CLUSTER UPDATE - EMMANUEL OPOKI, WORLD VISION
10. PROTECTION CLUSTER UPDATE – MICHELLE MULLER, UN WOMEN

OTHER PARTNER UPDATE

AOB



Tuesday 8th June 2021

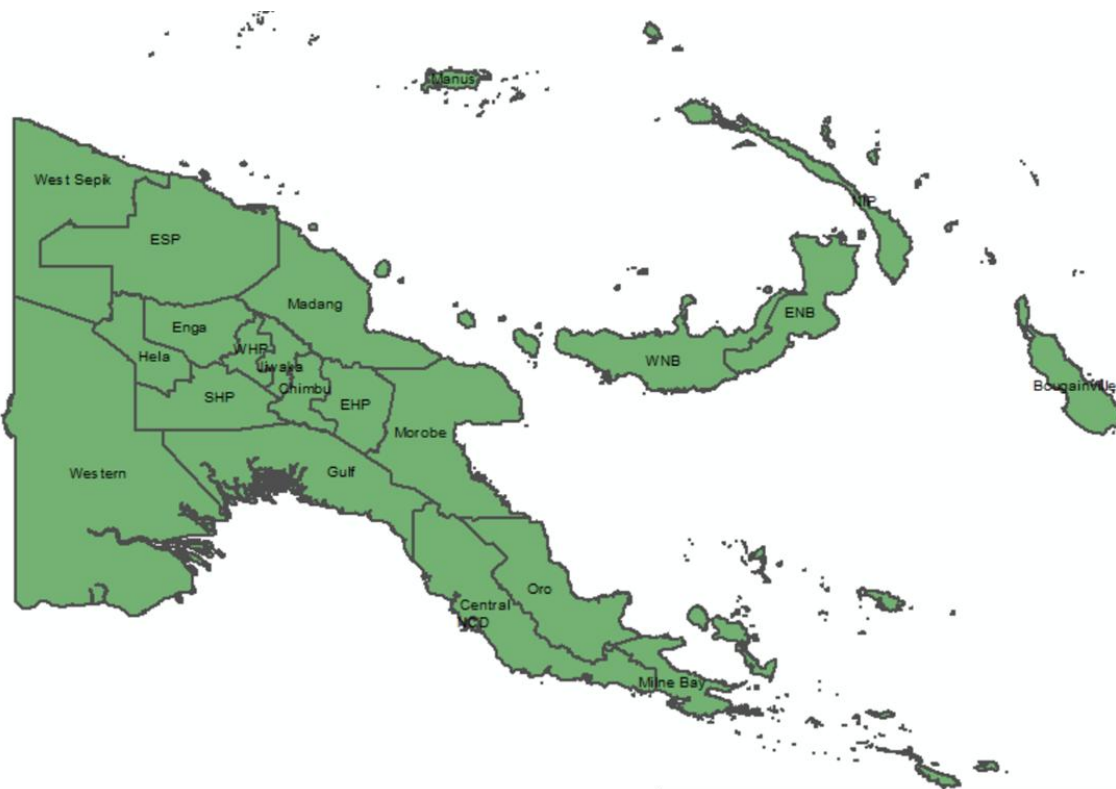
COVID-19 vaccination update



National Department of Health



PNG: COVID-19 vaccination starting and reporting status as of 7th June 2021

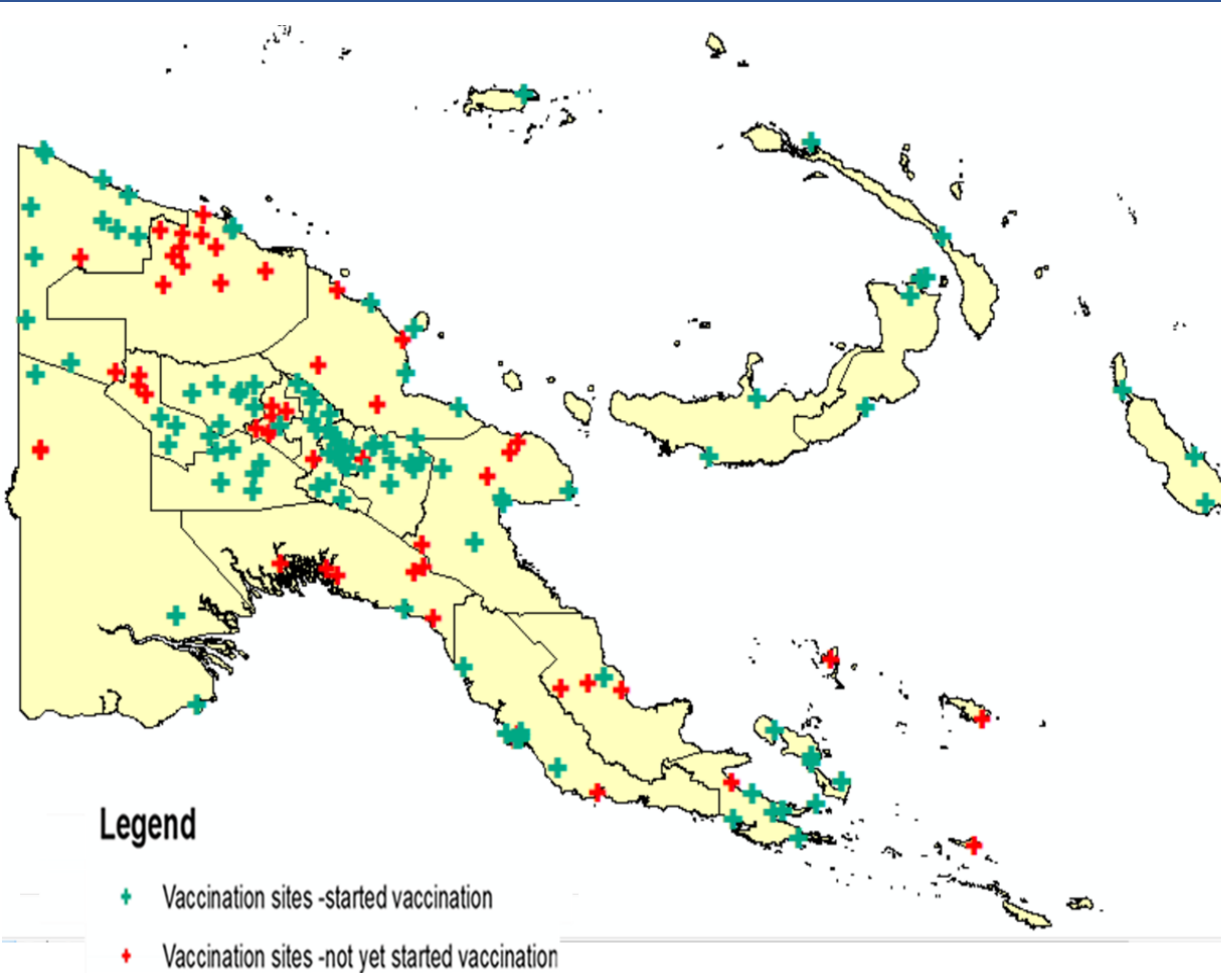


Legend

- COVID-19 Vaccination started
- COVID-19 vaccination will start this week

Province	Reporting status (Reported/ Not reported)						
	31-May-21	1-Jun-21	2-Jun-21	3-Jun-21	4-Jun-21	5-Jun-21	7-Jun-21
NCD	Reported	Not reported	Reported	Not reported	Not reported	Not reported	Reported
Manus	Not reported	Not reported	Not reported	Not reported	Not reported	Not reported	Reported
Western	Reported	Reported	Reported	Reported	Reported	Not reported	Reported
Central	Not reported	Not reported	Not reported	Not reported	Not reported	Not reported	Reported
Northern (Oro)	Not reported	Not reported	Reported	Reported	Reported	Reported	Reported
Morobe	Reported	Reported	Reported	Reported	Reported	Reported	Not reported
Madang	Not reported	Reported	Reported	Reported	Reported	Reported	Not reported
Eastern Highlands	Reported	Reported	Not reported	Reported	Reported	Reported	Not reported
Chimbu (Simbu)	Not reported	Reported	Reported	Reported	Reported	Not reported	Not reported
Enga	Not reported	Not reported	Not reported	Not reported	Not reported	Not reported	Not reported
East Sepik	Not reported	Not reported	Reported	Reported	Reported	Reported	Not reported
East New Britain	Not reported	Reported	Reported	Reported	Reported	Reported	Reported
ARoB	Not reported	Reported	Reported	Reported	Reported	Not reported	Not reported
New Ireland	Reported	Reported	Reported	Reported	Reported	Not reported	Not reported
West Sepik	Reported	Reported	Reported	Reported	Reported	Reported	Reported
Milne Bay Province	Reported	Not reported	Not reported	Not reported	Not reported	Not reported	Not reported
Gulf Province	Not started	Not started	Not started	Reported	Reported	Not reported	Not reported
West New Britain	Reported	Reported	Reported	Reported	Reported	Reported	Not reported
Southern Highlands	Not reported	Not reported	Not reported	Not reported	Not reported	Reported	Reported
Hela	Not reported	Reported	Not reported	Not reported	Not reported	Not reported	Not reported
Western Highlands	Reported	Not reported	Reported	Reported	Reported	Reported	Reported
Jiwaka	Not reported	Reported	Reported	Reported	Reported	Not reported	Not reported

PNG: COVID-19 vaccination sites started vaccination as of 7th June 2021



Province	Planned # of HFs	# of health facilities started vaccination
ARoB	3	3
Central	5	4
Chimbu	13	13
East New Britain	5	5
East Sepik	14	2
Eastern Highlands	11	10
Enga	8	8
Gulf	7	1
Hela	12	6
Jiwaka	9	8
Madang	10	6
Manus	1	1
Milne Bay	17	11
Morobe	10	6
NCD	7	3
New Ireland	2	2
Oro	4	1
Southern Highlands	7	7
West New Britain	3	3
Western	5	3
Western Highlands	7	1
WSP	14	12
Total	174	116

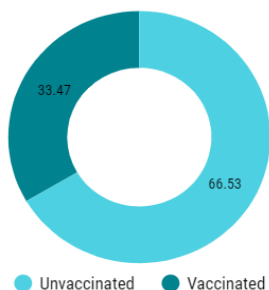
A total of 116 vaccination sites started vaccination out of 174 sites planned to give COVID-19 vaccination nation wide

PNG:COVID-19 vaccination coverage as of 7th June 2021

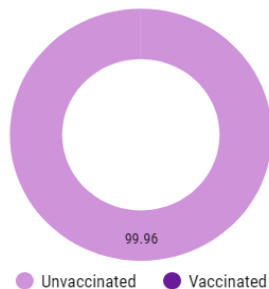
Cumulative number of persons vaccinated for COVID-19 vaccine and number of AEFI

Cumulative Vaccinated	Cumulative Health Workers	Cumulative Essential Worker	Cumulative >=45 & With Comorbidity	Cumulative AEFI
39,389	6,247	32,464	678	13

COVID-19 vaccination coverage for health workers and essential workers



COVID-19 vaccination coverage for persons (>=45 years & with comorbidity)



Regional level COVID-19 vaccination coverage

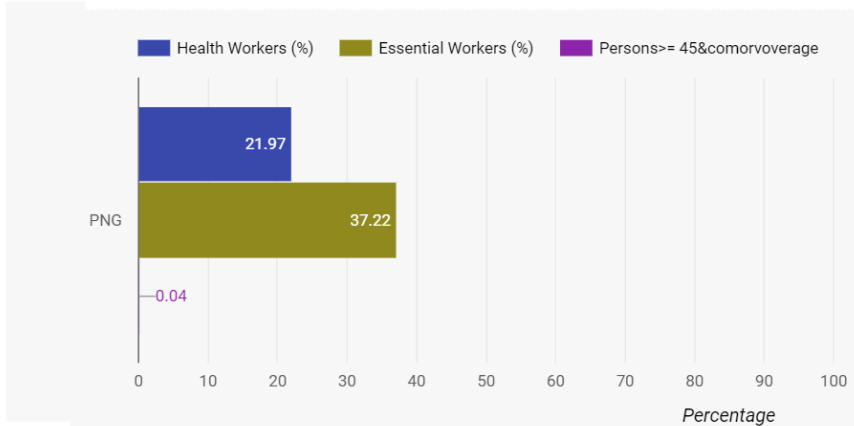
Region	Cumulative number vaccinated	# of Health Workers	# of Essential Workers	# of persons (>=45 years & with comorbidity)	% Coverage (HWs&EWs)	% Coverage (>=45 years and persons with comorbidity)
Southern	20554	1741	18581	232	89.2	0.07
Momase	7334	1127	6037	170	25.8	0.04
Islands	4794	1099	3611	84	24.0	0.04
Highlan...	6707	2280	4235	192	14.3	0.03

Provincial level COVID-19 vaccination coverage

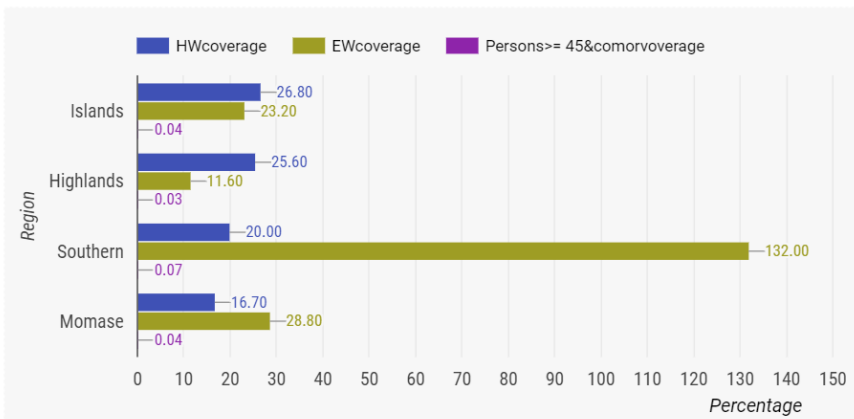
Province	Cumulative # of persons vaccinated	# of health workers vaccinated	# of essential workers vaccinated	# of persons (>= 45 years & with comorbidity) vaccinated	% Coverage (Health and Essential workers)	% Coverage (>=45 Years & Persons with comorbidity)
NCD	16451	1101	15350	0	177.2	0
Central	1172	100	1017	55	84.3	0.1
East New Britain	2771	566	2205	0	58.3	0
Western	1531	184	1196	151	57.5	0.29
Morobe	4631	502	4038	91	38.0	0.06
Hela	1067	193	874	0	37.5	0
West New Britain	1113	205	871	37	37.4	0.06
Milne Bay	1238	310	928	0	26.3	0
Madang	1341	416	900	25	25.9	0.02
West Sepik	1143	197	892	54	24.3	0.1
Jiwaka	1038	343	547	148	21.3	0.25
Western Highlands	1194	327	867	0	17.7	0
Eastern Highlands	1167	230	893	44	14.7	0.04
Manus	197	74	123	0	11.5	0
Enga	1443	843	600	0	10.4	0
Chimbu	599	215	384	0	10.3	0
New Ireland	350	106	227	17	9.0	0.05
ARoB	363	148	185	30	5.1	0.05
Southern Highlan...	199	129	70	0	4.5	0
East Sepik	219	12	207	0	3.5	0
Gulf	51	17	34	0	2.9	0
Northern	111	29	56	26	2.6	0.06

PNG: COVID-19 vaccination coverage by profession as of 7th June 2021

National level coverage for Health Workers and Essential Workers



Regional level coverage for Health Workers and Essential Workers

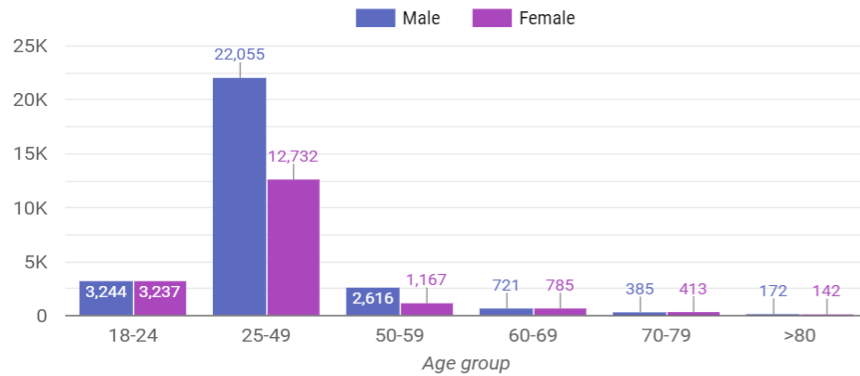


Provincial level coverage for Health Workers and Essential Workers

Province	Health Workers (%)	Essential Workers (%)	Persons >=45 years and persons with comorbidity (%)
East New Britain	61.0	58.0	0
Jiwaka	35.0	17.0	0.25
Enga	34.0	5.0	0
Western Highlands	32.0	15.0	0
Central	31.0	102.0	0.1
Hela	28.0	41.0	0
Milne Bay	27.0	26.0	0
NCD	27.0	295.0	0
Madang	23.0	28.0	0.02
West New Britain	22.0	45.0	0.06
Morobe	21.0	42.0	0.06
Manus	20.0	9.0	0
Eastern Highlands	18.0	14.0	0.04
West Sepik	17.0	27.0	0.1
Chimbu	15.0	9.0	0
Western	15.0	105.0	0.29
New Ireland	15.0	8.0	0.05
Southern Highlands	13.0	2.0	0
ARoB	13.0	3.0	0.05
Northern	3.0	3.0	0.06
Gulf	2.0	4.0	0
East Sepik	1.0	4.0	0

PNG: Number of persons vaccinated for COVID-19 as of 7th June 2021

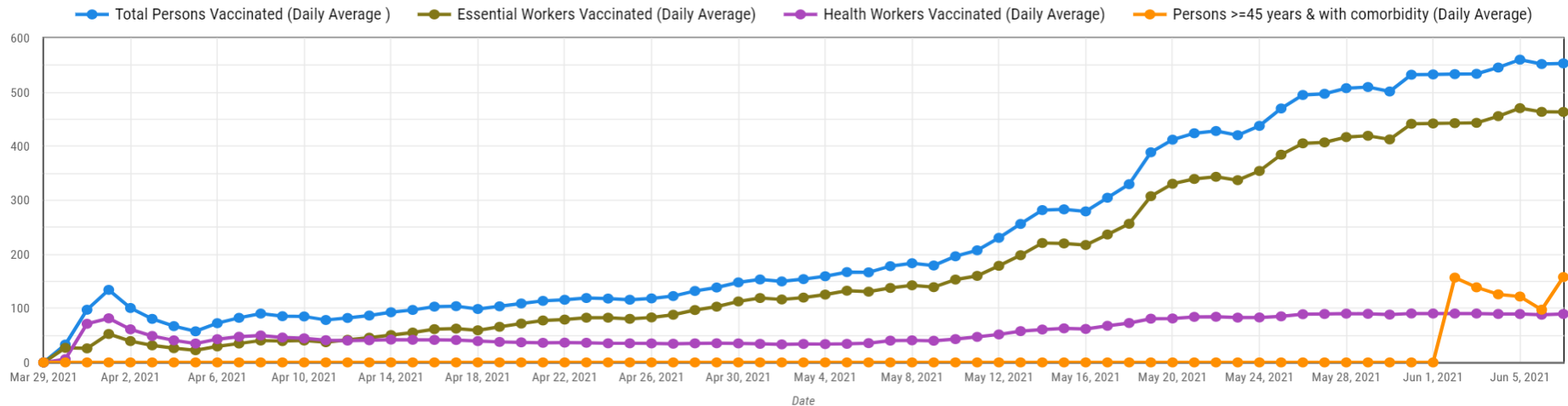
Total number of persons vaccinated for COVID-19 vaccination by age group and sex



Total number of persons vaccinated for COVID-19 vaccination by age group and sex

Age group	# of health workers		# of essential workers		# persons >=45 years		# persons with comorbidity		Total
	Male	Female	Male	Female	Male	Female	Male	Female	
18-24	182	363	1,527	1,031	0	0	9	7	3,119
25-49	1,960	1,938	14,189	7,628	107	43	82	36	25,983
50-59	678	532	3,881	1,346	150	55	22	2	6,666
60-69	301	191	1,666	601	61	31	17	5	2,873
70-79	66	30	364	136	27	12	4	2	641
>80	5	1	65	30	2	1	3	0	107
Total	3,192	3,055	21,692	10,772	347	142	137	52	39,389

Daily average number of persons vaccinated

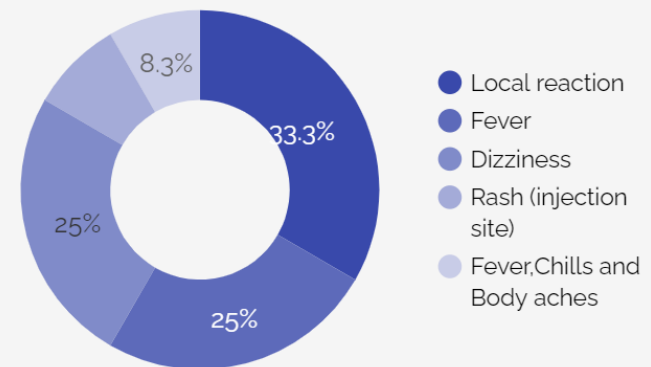


PNG: COVID-19 vaccination AEFI cases as of 7th June 2021

Province	Cummulative	AEFI reported (24 hours)		AEFI Reported (total)		Outcome		
		Non Serious	Serious	Non Serious	Serious	Recovered	Not recovered	Under investigation
Central	1	0	0	1	0	1	0	0
West_Sepik	1	0	0	1	0	1	0	0
Chimbu	1	0	0	1	0	1	0	0
East_New_Britain	3	0	0	3	0	3	0	0
NCD	7	0	0	7	0	7	0	0
Grand Total	13	0	0	13	0	13	0	0

Sex	Age group	Cumulative number of AEFI
Female	18-25	3
	26-35	6
	36-45	1
	>45	1
Male	18-25	0
	26-35	0
	36-45	1
	>45	1

Reported Adverse Events



Thank you

A microscopic view of several COVID-19 virus particles, showing their characteristic spherical shape and surface covered in small, protruding spikes. The particles are rendered in shades of blue and grey, set against a dark background. The image is partially obscured by a blue and orange geometric graphic on the left side.

PNG COVID-19 SURVEILLANCE UPDATE

6th June, 2021

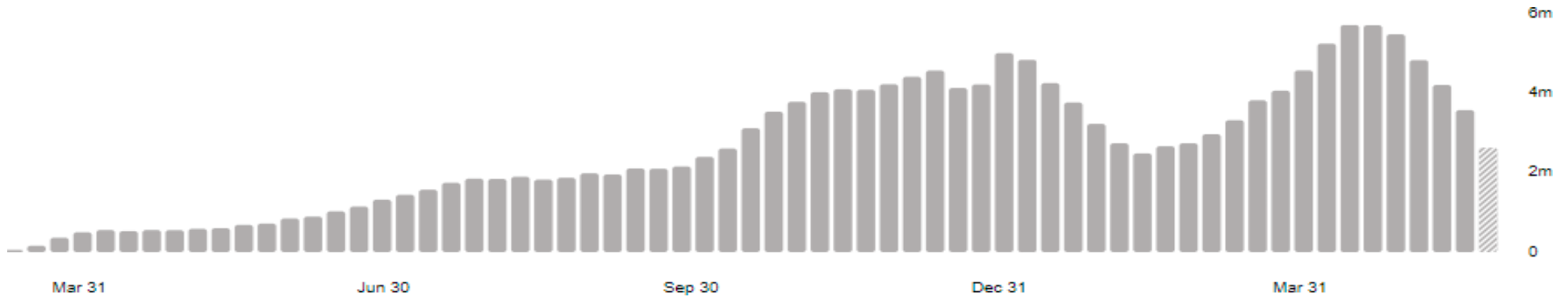
Global Update - Confirmed COVID-19 cases, March 2020 – 05th June 2021

In the past 24 hours:

- new cases 449,332


Since the start of the outbreak:

- confirmed cases 172,242,495



Source: WHO Dashboard (<https://covid19.who.int>); Data as of 05th June 2021

Niupela Pasin



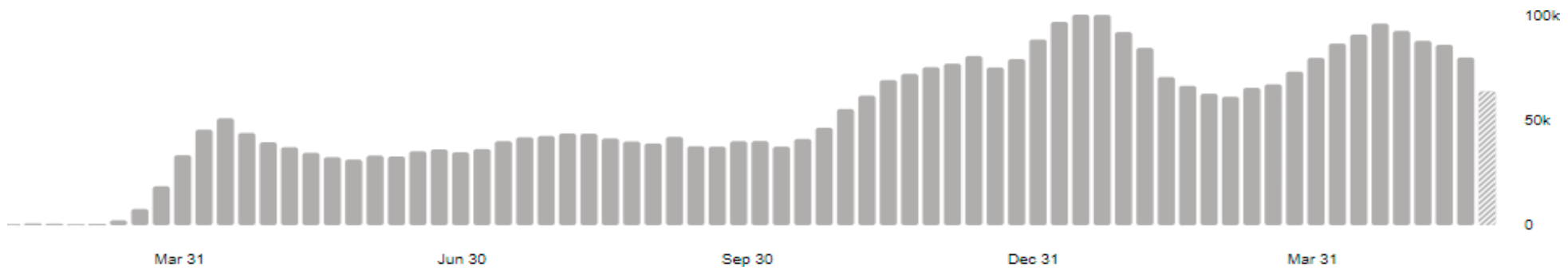
Global Update - Confirmed COVID-19 related deaths, Dec 2019 – 05th June 21

In the past 24 hours:

- new deaths 10,714


Since the start of the outbreak:

- confirmed deaths 3,709,397



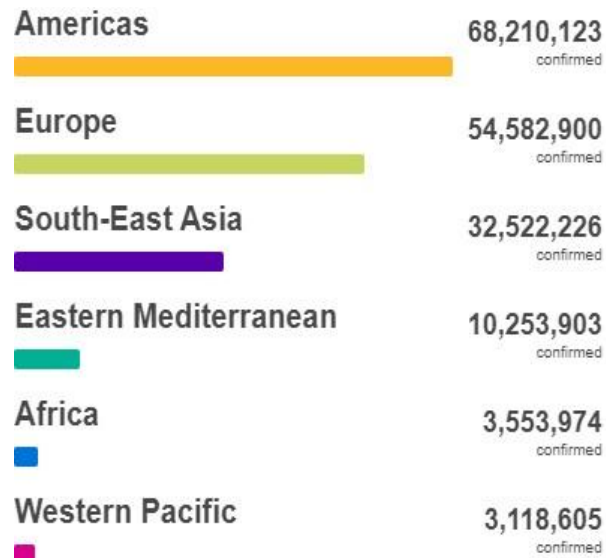
Source: WHO Dashboard (<https://covid19.who.int>); Data as of 05th June 2021

Niupela Pasin



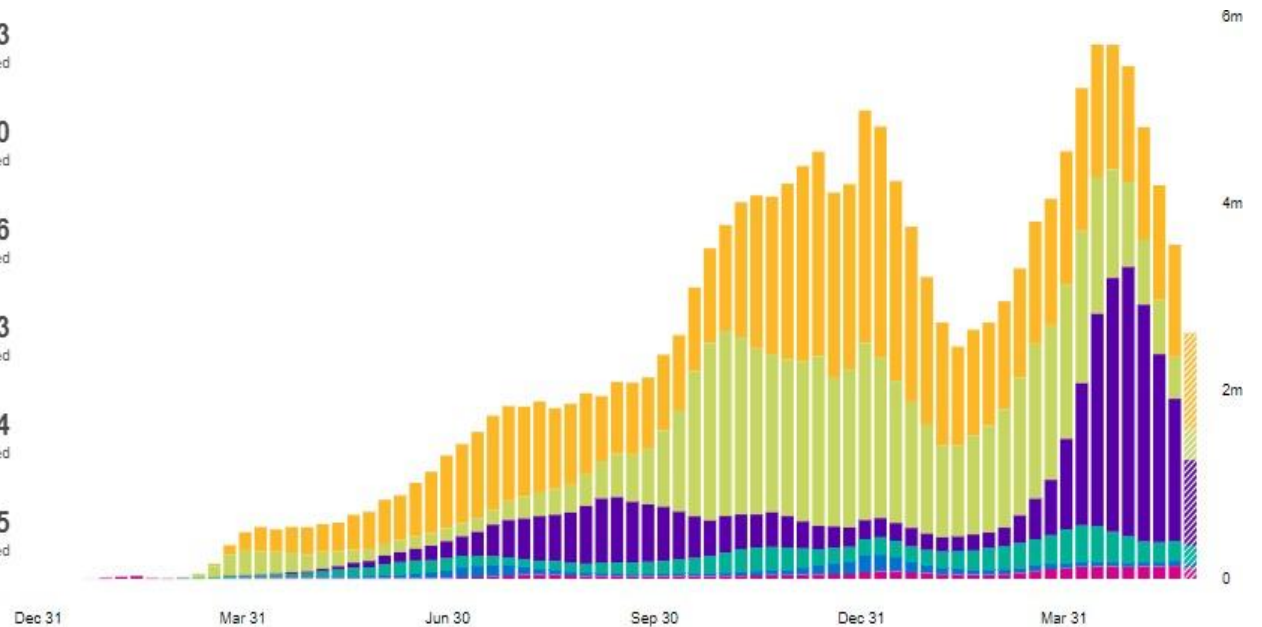
for Papua New Guinea

Number of confirmed cases reported weekly, by WHO Region, Dec 23 2020 - 05th June 2021



Source: World Health Organization

▨ Data may be incomplete for the current day or week.



Source: WHO Dashboard (<https://covid19.who.int>); Data as of 05th June 2021

Niupela Pasin



Daily COVID-19 Surveillance

Ninpela Pasin



DEPARTMENT OF HEALTH



for Papua New Guinea

COVID-19 in Papua New Guinea As of 12 PM, 6th June, 2021

Total confirmed cases	16 391
Newly reported cases in the last 24 hrs	17
Total cumulative deaths (known)	164
Newly reported deaths in the last 24 hrs	-

The surveillance team are constantly reviewing and revising case numbers. As such, numbers may be amended from time to time to ensure accuracy.

Province	New Cases reported today	Cumulative Cases	New deaths reported today	Cumulative deaths	CFR (%)
NCD	2	5073	-	74	1.5
WP		2385	-	4	0.2
MOR		1175	-	9	0.8
ENB		1078	-	7	0.6
WNB		997	-	6	0.6
WHP		985	-	12	1.2
EHP	1	699	-	14	2.0
NIP	13	520	-	2	0.4
WSP		445	-	4	0.9
MAD		391	-	0	0.0
AROB		368	-	0	0.0
MAN		380	-	0	0.0
ENG		267	-	1	0.4
CEP		261	-	2	0.8
ESP		230	-	2	0.9
CHI		225	-	12	5.3
SHP		196	-	1	0.5
NOP		196	-	0	0.0
JIW		148	-	9	6.1
MBP		159	-	5	3.1
HLP	1	112	-	0	0.0
GF		101	-	0	0.0
Total	17	16 391	0	164	1.0

Niupela Pasin



Representative Office
for Papua New Guinea

Summary of newly 'reported' COVID-19 infections and deaths by date of death and date of Investigation

Date of Investigation and Death	Number (%) of Cases (n = 17)	Number (%) of Deaths (n = 0)
Last 24 hours	5 (29.4)	-
Last 6 days	12 (70.6)	-
7 – 14 days ago	-	-
15 days – 30 days ago	-	-
> 30days ago	-	-

Remarks:

- No deaths reported today.
- 30% of the newly reported cases are from last 24 hours and 70% in the last 6 days.
- Delays in receiving reports from PHAs and testing facilities still remain a concern.
- Deaths are reported **ONLY** upon receipt of death certificates & CIFS.

Niupela Pasin



Analysis of Cumulative COVID-19 cases

Ninpela Pasin

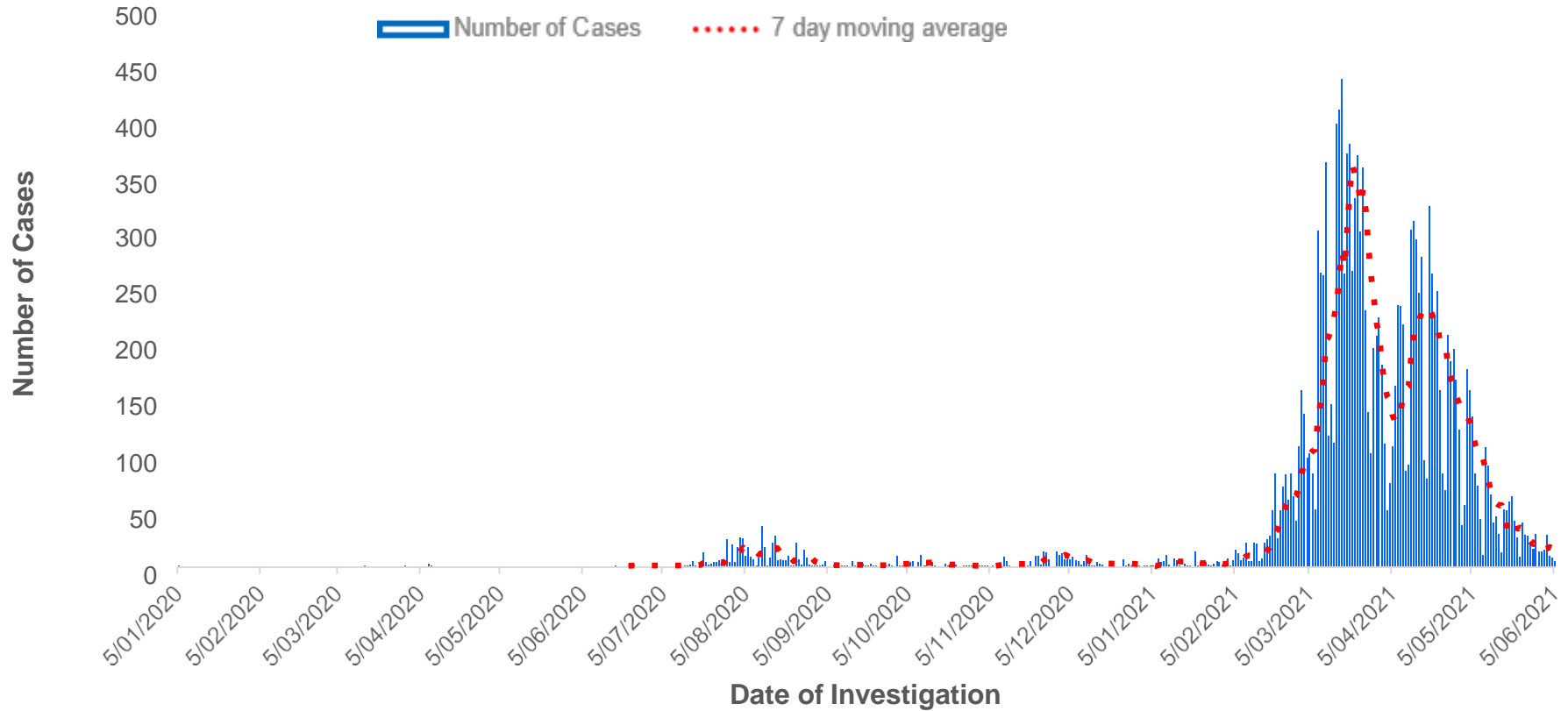


DEPARTMENT OF HEALTH



for Papua New Guinea

Trend of COVID-19 Cases in PNG as at June 6th, 2021



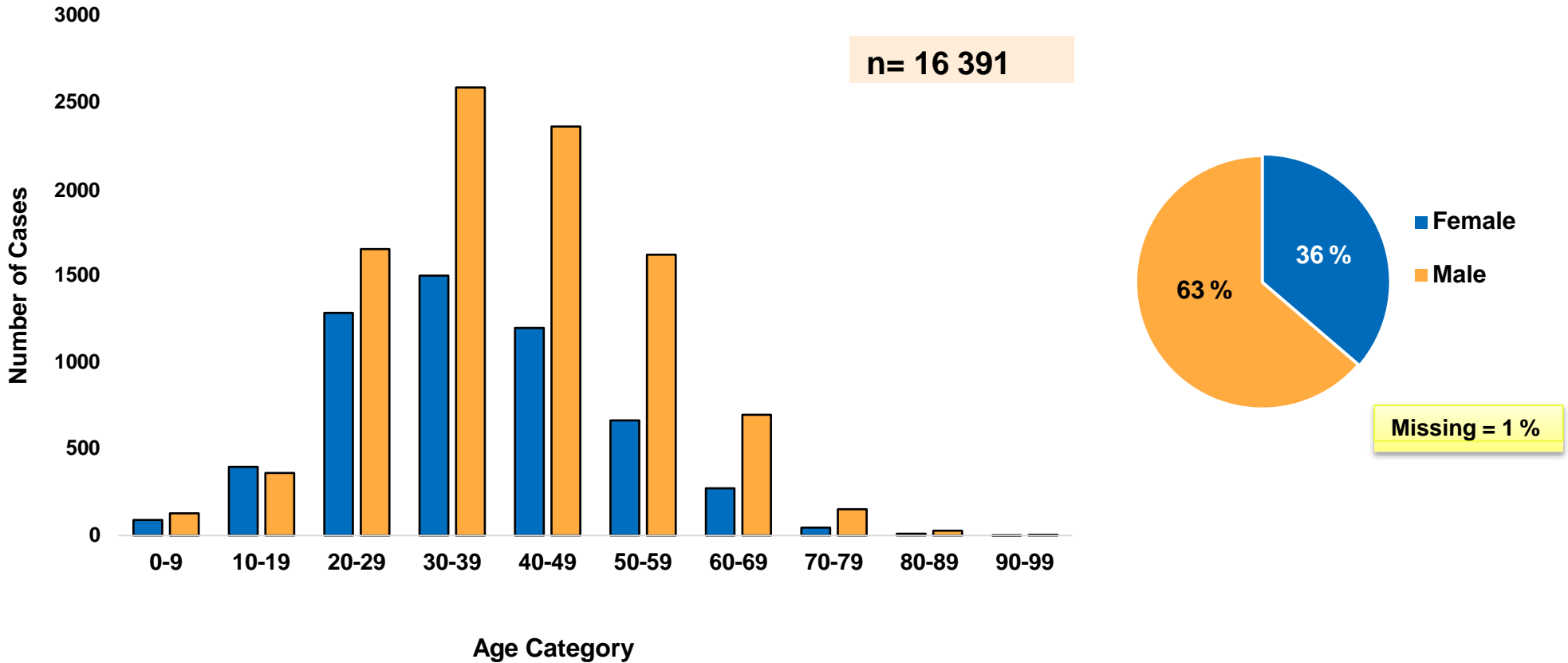
Niupela Pasin



World Health Organization

Representative Office
for Papua New Guinea

Occurrence of COVID-19 cases according to age and gender as at June 6th, 2021



for Papua New Guinea

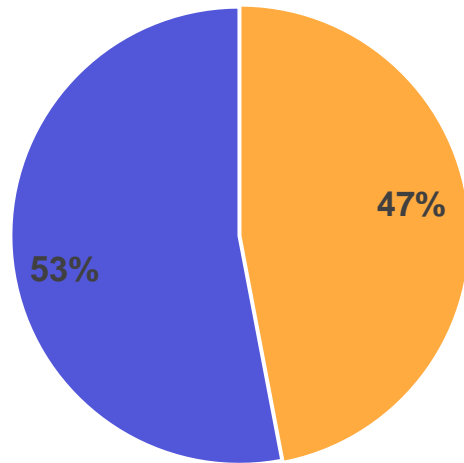
Niupela Pasin



DEPARTMENT OF HEALTH

Occurrence of COVID-19 cases by symptoms as at June 6th, 2021

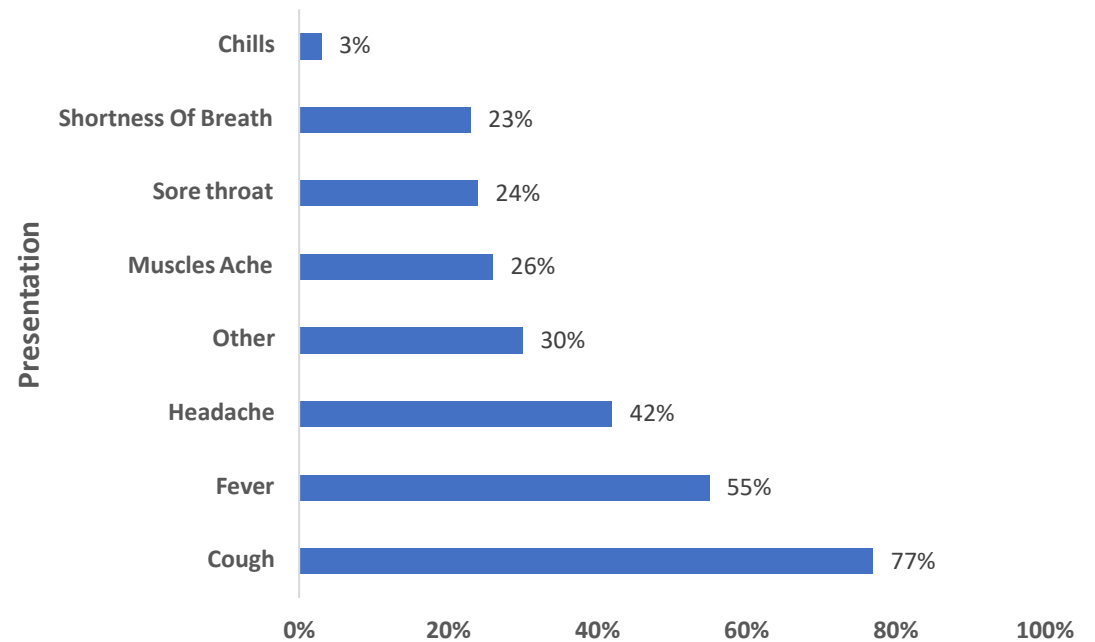
n= 16 391



■ Asymptomatic ■ Symptomatic

Presentation of symptoms

8 795



for Papua New Guinea

Niupela Pasin



DEPARTMENT OF HEALTH

Analysis of Cumulative COVID-19 deaths

Ninpela Pasin

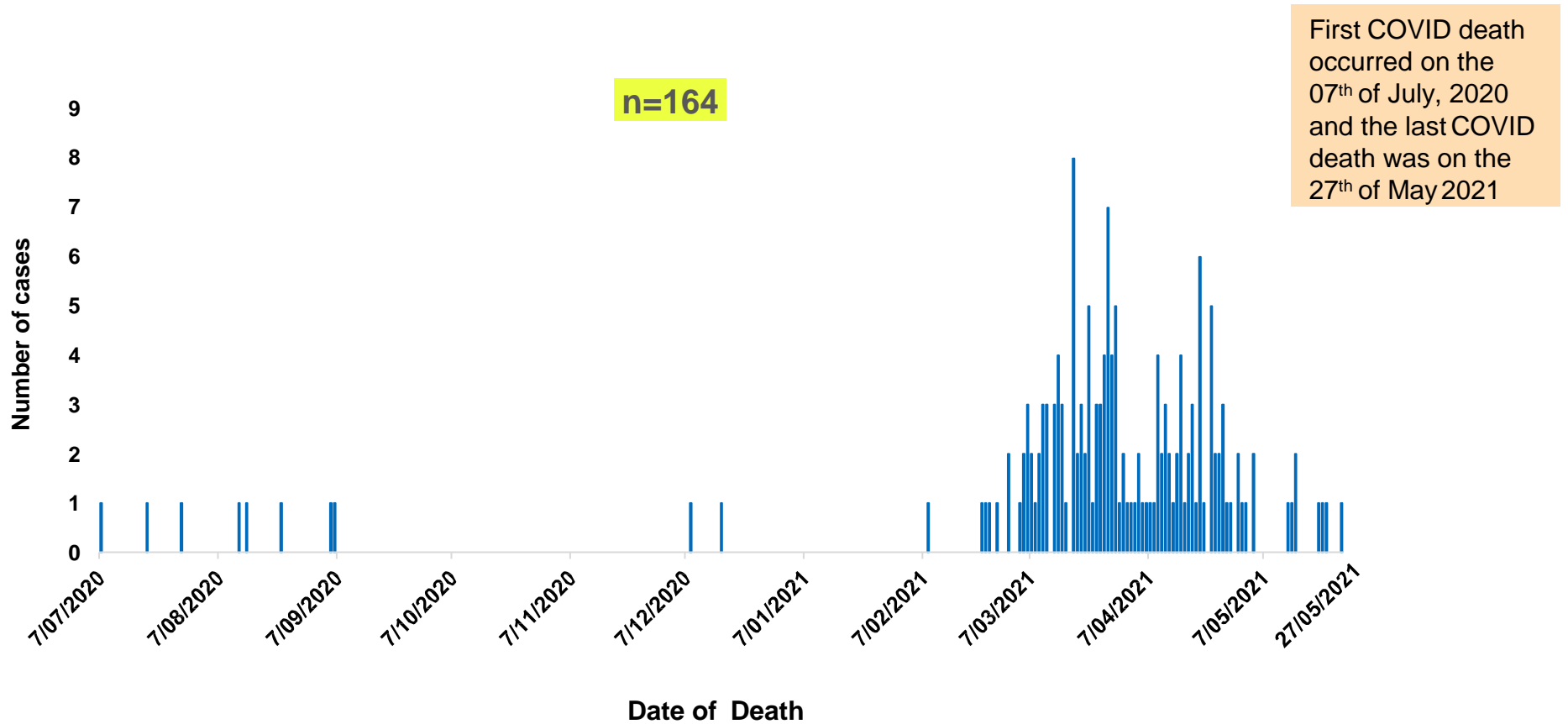


DEPARTMENT OF HEALTH



for Papua New Guinea

Trend of COVID-19 deaths in PNG – 07 July 2020 to June 06, 2021



Niupela Pasin

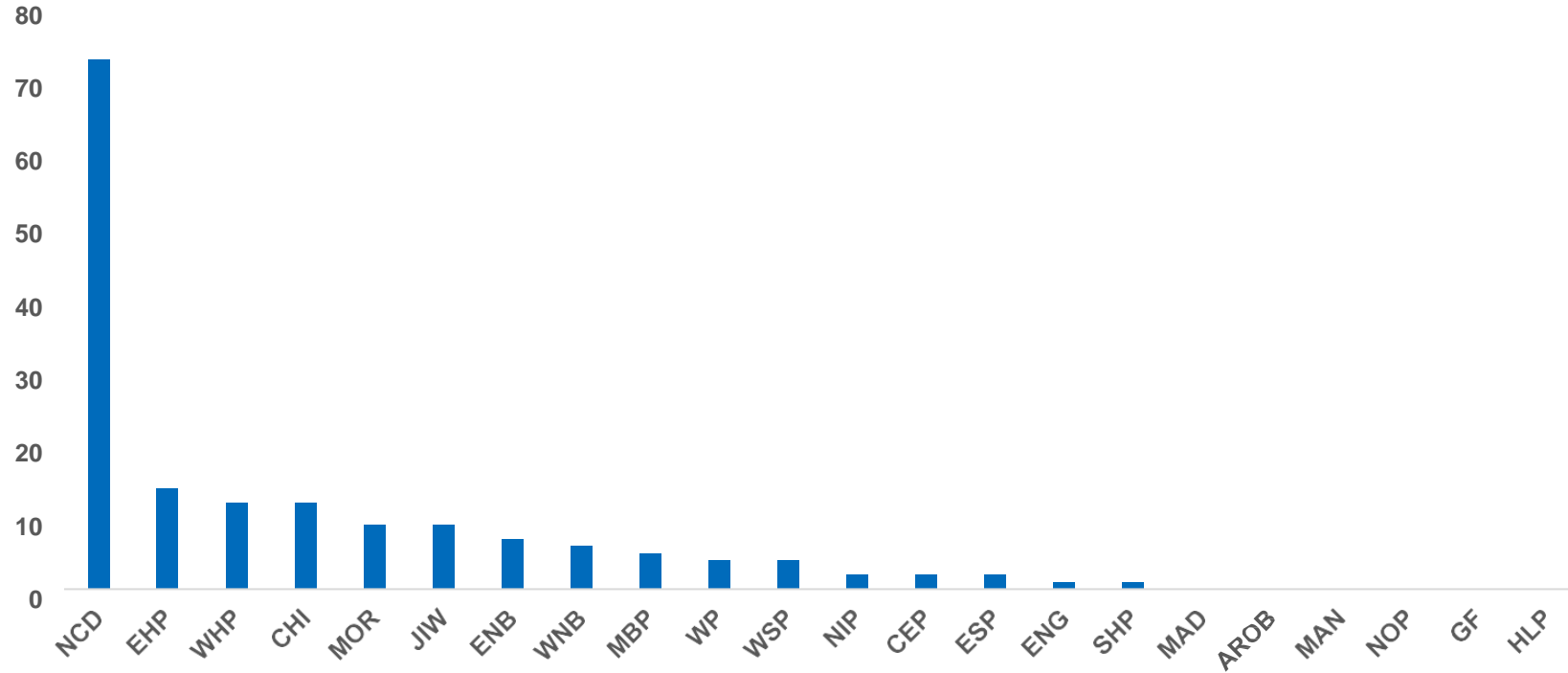


DEPARTMENT OF HEALTH



for Papua New Guinea

n=164



Niupela Pasin



Laboratory testing analysis

Ninpela Pasin

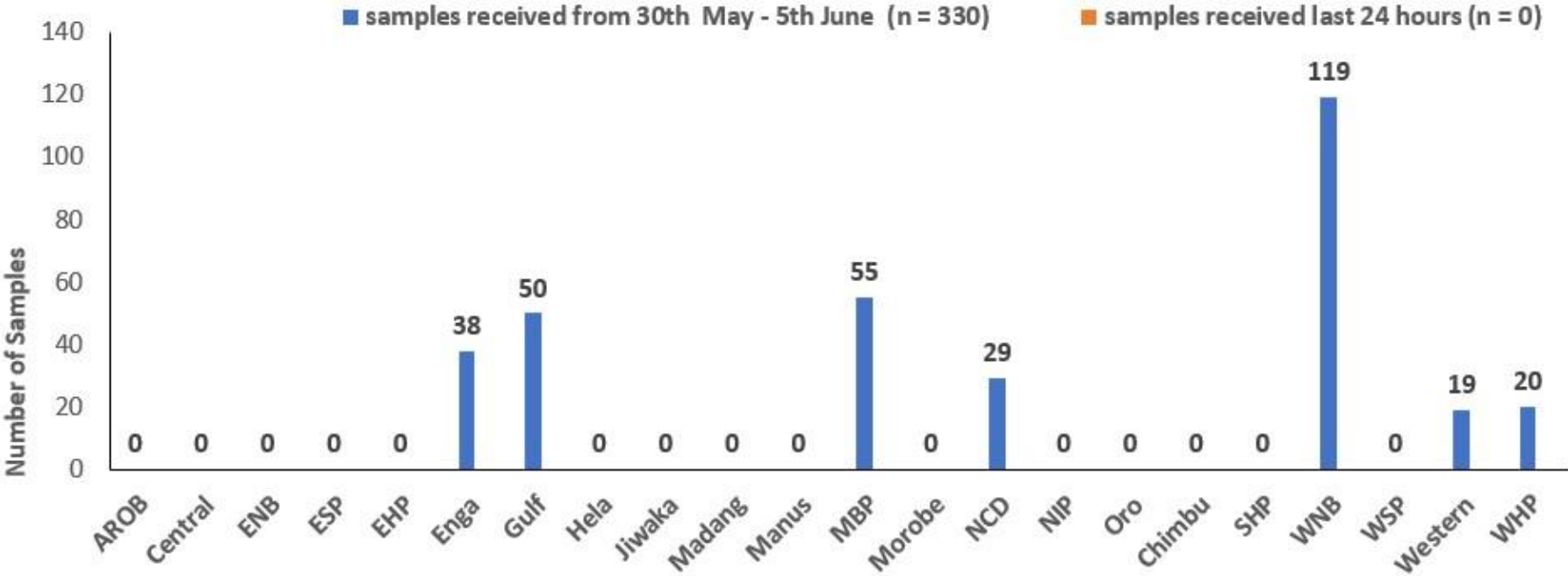


DEPARTMENT OF HEALTH



for Papua New Guinea

Samples received from provinces, past 24 hours and past 7 days (30th – 05th June 21)

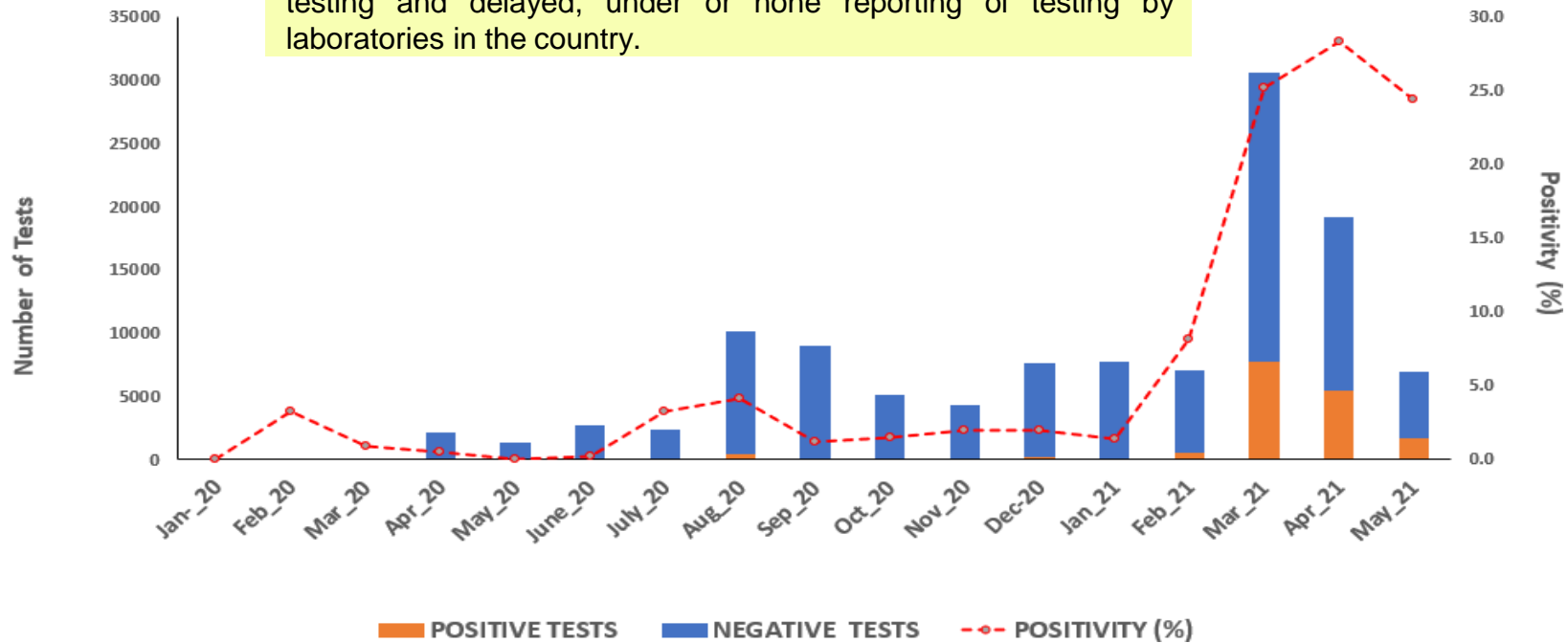


Source: Daily lab reports from CPHL and IMR Goroka.

Note: Does not include GeneXpert testing conducted by provincial labs.

Positivity and testing by months from 16th Jan 20 to 31st May 2021 (Updated as at 04 June 21)

Positivity must be carefully interpreted due to unrepresentative testing and delayed, under or none reporting of testing by laboratories in the country.



Note: This is a summary of all types of testing (PCR, GeneXpert and RDT) conducted by provincial and international labs. Tests conducted in June (54 tests) are not included in the analysis.

PNG Health
Cluster

BRIEF Q&A

MAPPING IEC MATERIALS

SHANNON MCVEY

PNG Health
Cluster

UPDATE ON 4W'S DASHBOARD

GREG CAMERON

PNG Health
Cluster

SRH SUB CLUSTER UPDATE

DR TITILOLA DURO-AINO UNFPA

PNG Health
Cluster

WASH CLUSTER UPDATE

EMMANUEL OPOKI, WORLD VISION

PNG Health
Cluster

PROTECTION CLUSTER UPDATE

MICHELLE, UN WOMEN

PNG Health
Cluster

OTHER PARTNER UPDATES

(BY EXCEPTION)

- GAPS, ISSUES WITH IMPLEMENTING ACTIVITIES
- RAISING AVAILABLE RESOURCES AND CAPACITIES TO LINK INTO NATIONAL RESPONSE

PNG Health
Cluster

AOB

PNG Health
Cluster

THANK YOU

PNG Health
Cluster