



Tuesday 28th September 2021

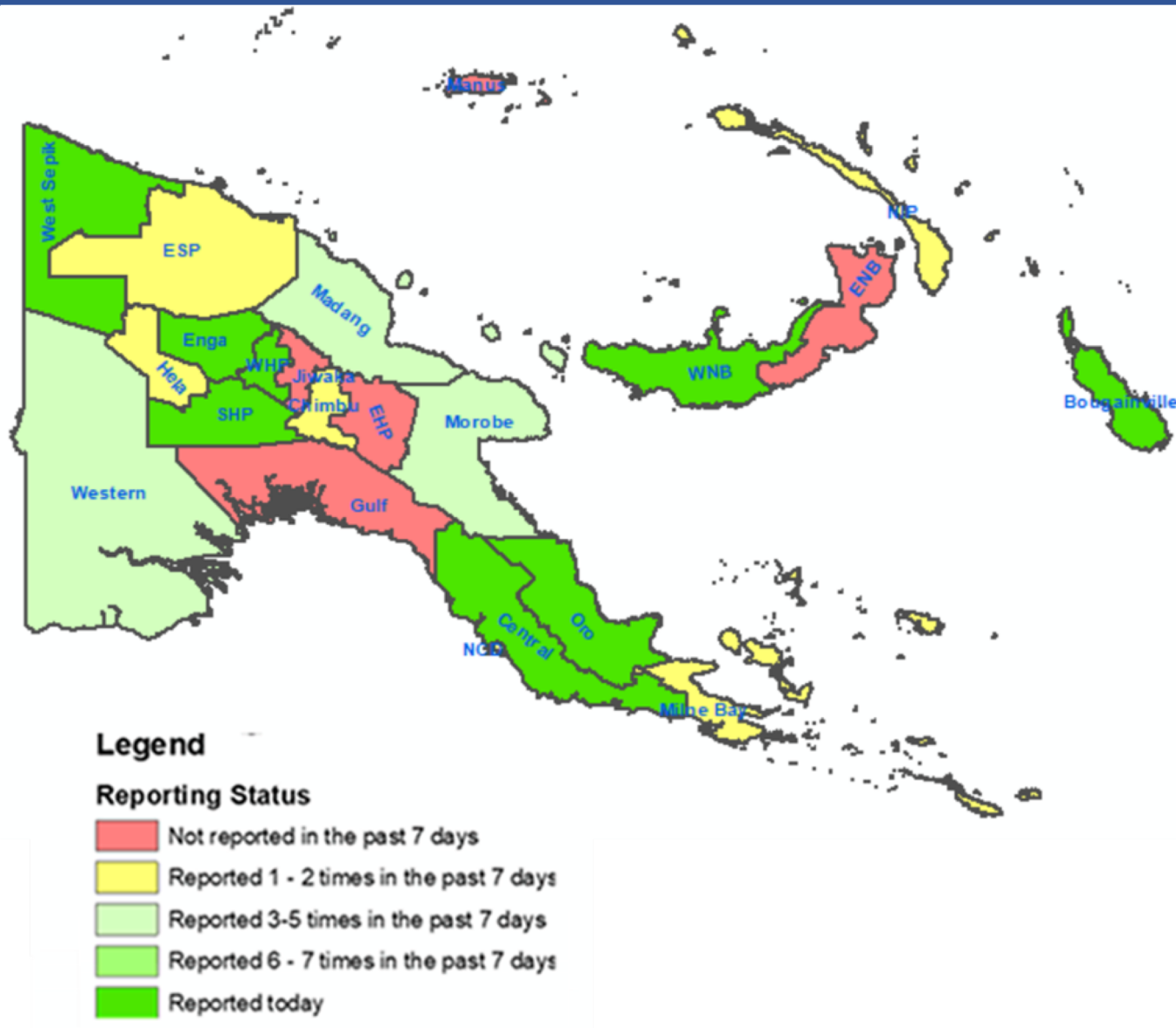
COVID-19 vaccination update



National Department of Health



PNG: COVID-19 vaccination reporting status as of 27th September 2021



PNG:COVID-19 vaccination national level coverage as of 27th September 2021

Category	At least one dose received	Fully vaccinated	Coverage(%)
Health Worker	10502	3967	<p>Health Worker (%)</p> <p>At least one dose: 36.5</p> <p>Fully vaccinated: 13.8</p>
45 years and above	41773	20083	<p>45 years and above (%)</p> <p>At least one dose: 3.5</p> <p>Fully vaccinated: 1.7</p>
Persons with comorbidity	3077	775	<p>Comorbidity (%)</p> <p>At least one dose: 1.1</p> <p>Fully vaccinated: 0.3</p>
Cumulative	130972	57897	<p>Cumulative (%)</p> <p>At least one dose: 7</p> <p>Fully vaccinated: 3.1</p>

PNG:COVID-19 vaccination cumulative coverage by province as of 27th Sept. 2021

Province	Target for 2021	Cumulative-at least one dose received (#)	At least one dose received coverage (%)	Fully vaccinated(#)	Fully vaccinated coverage (%)
NCD	92312	48007	52.0	29,154	32.0
Western	61786	15817	26.0	5,580	9.0
Morobe	189992	13896	7.0	5,428	3.0
East New Britain	77059	5542	7.0	1,399	2.0
Enga	98321	6699	7.0	2,162	2.0
Gulf	39065	2475	6.0	128	0.0
Jiwaka	70874	4322	6.0	416	1.0
Hela	62028	3296	5.0	1,502	2.0
Central	65203	3441	5.0	1,535	2.0
West Sepik	64889	3049	5.0	1,610	2.0
Manus	13650	613	4.0	125	1.0
New Ireland	43771	1978	5.0	467	1.0
Milne Bay	71136	2830	4.0	636	1.0
Northern	48628	1694	3.0	588	1.0
Western Highlands	90838	2579	3.0	1,064	1.0
Eastern Highlands	146980	3977	3.0	699	0.0
West New Britain	71832	1971	3.0	858	1.0
Madang	148653	3552	2.0	2,149	1.0
East Sepik	132662	2563	2.0	1,374	1.0
Chimbu	76963	877	1.0	294	0.0
ARoB	68891	714	1.0	212	0.0
Southern Highlands	133846	1080	1.0	517	0.0
Total	1869379	130972	7.0	57,897	3.1

Health Workers & Support staff vaccination coverage by province as of 27th Sept. 2021

Province	Target	At least one dose received (#)	At least one dose received coverage (%)	Fully vaccinated (#)	Fully vaccinated coverage (%)
East New Britain	869	896	103.0	226	26.0
Central	325	315	97.0	88	27.0
Jiwaka	799	706	88.0	166	21.0
Madang	1199	826	69.0	365	30.0
Western	1152	651	57.0	352	31.0
Western Highlands	1025	489	48.0	135	13.0
Milne Bay	1146	463	40.0	180	16.0
Hela	700	282	40.0	161	23.0
Enga	2600	941	36.0	272	10.0
Morobe	2367	833	35.0	264	11.0
New Ireland	701	246	35.0	37	5.0
NCD	4083	1365	33.0	782	19.0
West Sepik	1160	353	30.0	248	21.0
Eastern Highlands	1300	377	29.0	32	2.0
Gulf	827	234	28.0	32	4.0
West New Britain	1032	288	28.0	79	8.0
Manus	373	94	25.0	30	8.0
East Sepik	1119	266	24.0	246	22.0
Southern Highlands	1044	226	22.0	48	5.0
Chimbu	1400	284	20.0	93	7.0
Northern	1064	186	17.0	71	7.0
ARoB	2480	181	7.0	60	2.0
Total	28765	10502	36.5	3,967	13.8

Persons ≥ 45 years vaccination coverage by province as of 27th Sept. 2021

Province	≥45 years target	At least one dose vaccinated (#)	At least one dose vaccinated coverage (%)	Fully vaccinated (#)	Fully vaccinated coverage (%)
NCD	43730	13139	30.0	9,481	22.0
Western	33079	5452	16.0	1,998	6.0
Enga	71779	3967	6.0	1,338	2.0
Gulf	20518	1049	5.0	53	0.0
Manus	9149	394	4.0	84	1.0
East New Britain	45715	1502	3.0	523	1.0
Morobe	113833	3472	3.0	1,044	1.0
West Sepik	38792	1099	3.0	729	2.0
New Ireland	27975	753	3.0	216	1.0
Central	43788	1127	3.0	486	1.0
Jiwaka	55123	1351	2.0	123	0.0
Hela	42881	899	2.0	470	1.0
Northern	28229	577	2.0	223	1.0
West New Britain	36419	698	2.0	363	1.0
Milne Bay	46241	844	2.0	301	1.0
Madang	81308	1179	1.0	901	1.0
Western Highlands	71449	983	1.0	534	1.0
East Sepik	83999	1042	1.0	564	1.0
Eastern Highlands	106131	1220	1.0	213	0.0
ARoB	38341	263	1.0	105	0.0
Southern Highlands	87098	455	1.0	260	0.0
Chimbu	70427	308	0.0	74	0.0
Total	1196004	41773	3.5	20,083	1.7

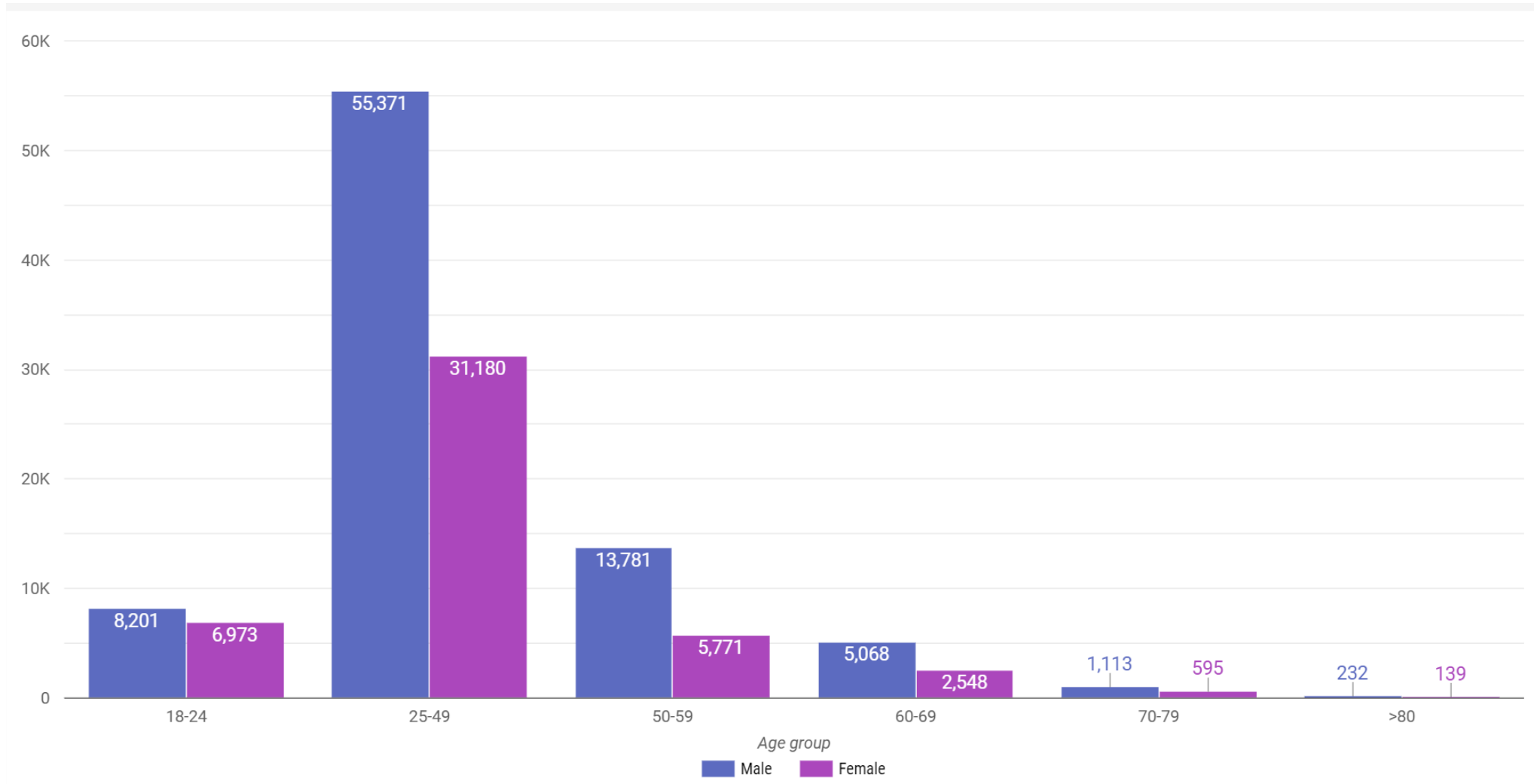
Persons with comorbidity vaccination coverage by province as of 27th Sept. 2021

Province	Persons with comorbidity estimated target	At least one dose received (#)	At least one dose coverage (%)	Fully vaccinated (#)	Fully vaccinated coverage (%)
Western	9221	1076	11.7	264	2.9
Gulf	5830	260	4.5	1	0.0
NCD	13778	611	4.4	69	0.5
Morobe	28356	398	1.4	217	0.8
Manus	2037	28	1.4	14	0.7
West Sepik	9685	130	1.3	31	0.3
Northern	7258	42	0.6	62	0.9
Milne Bay	10617	58	0.5	29	0.3
East Sepik	19799	96	0.5	28	0.1
Hela	9257	35	0.4	0	0.0
East New Britain	11501	34	0.3	1	0.0
Central	9731	33	0.3	0	0.0
New Ireland	6533	21	0.3	0	0.0
Western Highlands	13557	40	0.3	12	0.1
Eastern Highlands	21936	61	0.3	0	0.0
West New Britain	10721	36	0.3	17	0.2
Enga	14674	23	0.2	0	0.0
Madang	22186	44	0.2	7	0.0
ARoB	10282	20	0.2	8	0.1
Jiwaka	10578	14	0.1	0	0.0
Southern Highlands	19976	17	0.1	15	0.1
Chimbu	11487	0	0.0	0	0.0
Total	279000	3077	1.1	775	0.3

0 10 20 30 40 0 10 20 30 40

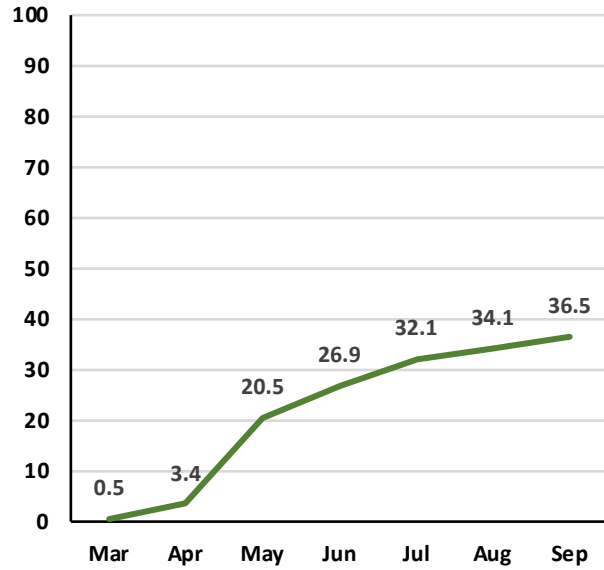
PNG: COVID-19 vaccination coverage by sex and age group as of 26th Sept. 2021

At least one dose received



Health Worker and Support staffs vaccination coverage trend as of 26th Sept. 2021

PNG- COVID-19 vaccination Health workers & Support staffs coverage Mar-Sep 2021



Legend

0 %	>0 - 5%	6- 9%	10 - 29%	30 - 49%	50 - 80%	>80%
-----	---------	-------	----------	----------	----------	------

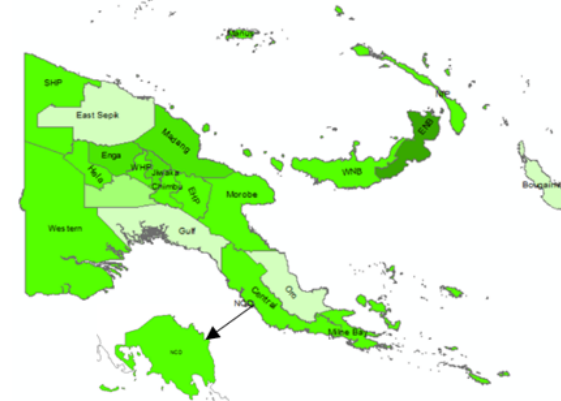
March -2021



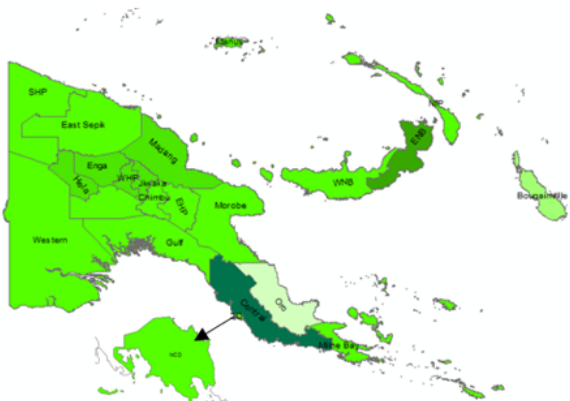
April -2021



May -2021



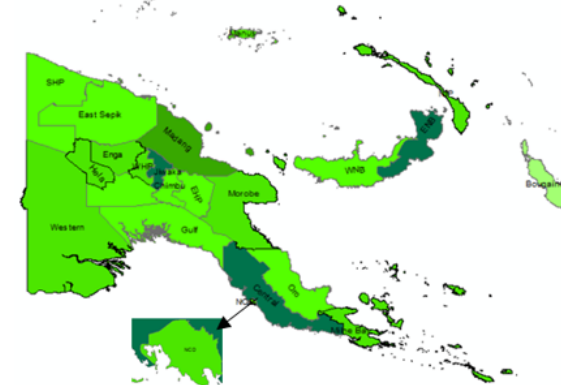
June -2021



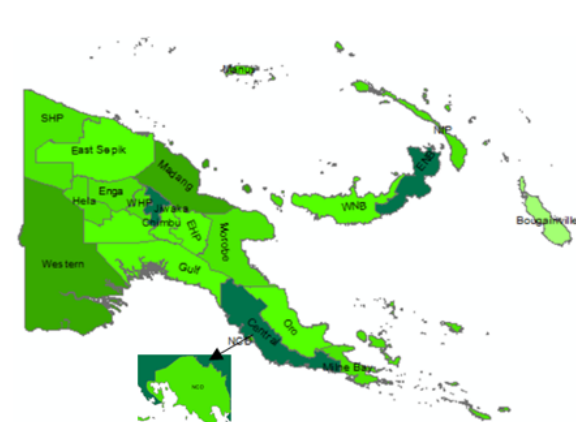
July -2021



August -2021



September -2021



COVID-19 vaccination coverage trend as of 26th Sept. 2021

Cumulative coverage



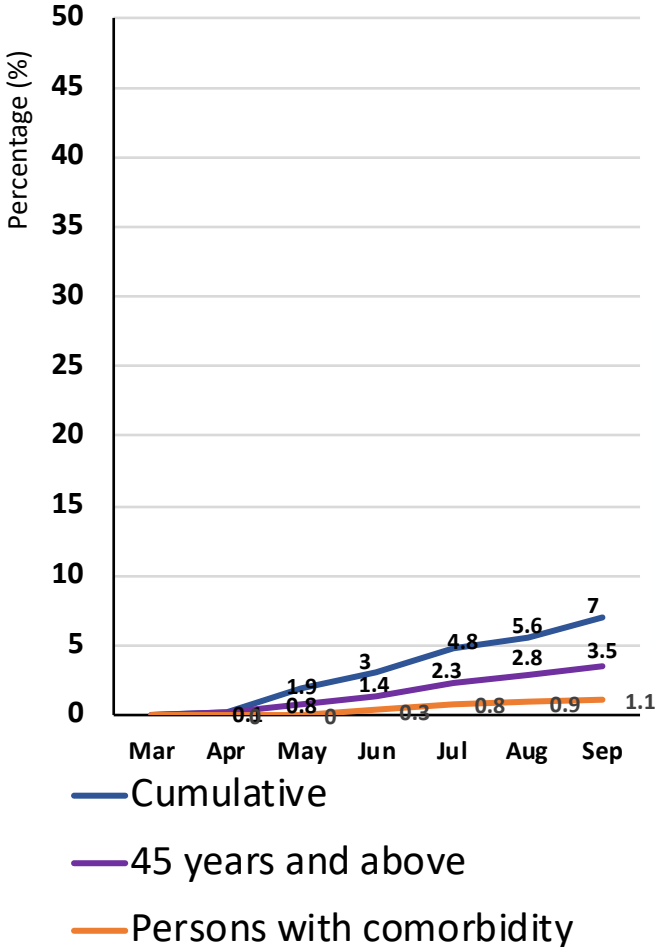
45 years and above



Persons with comorbidity



PNG COVID-19 vaccination coverage (%)

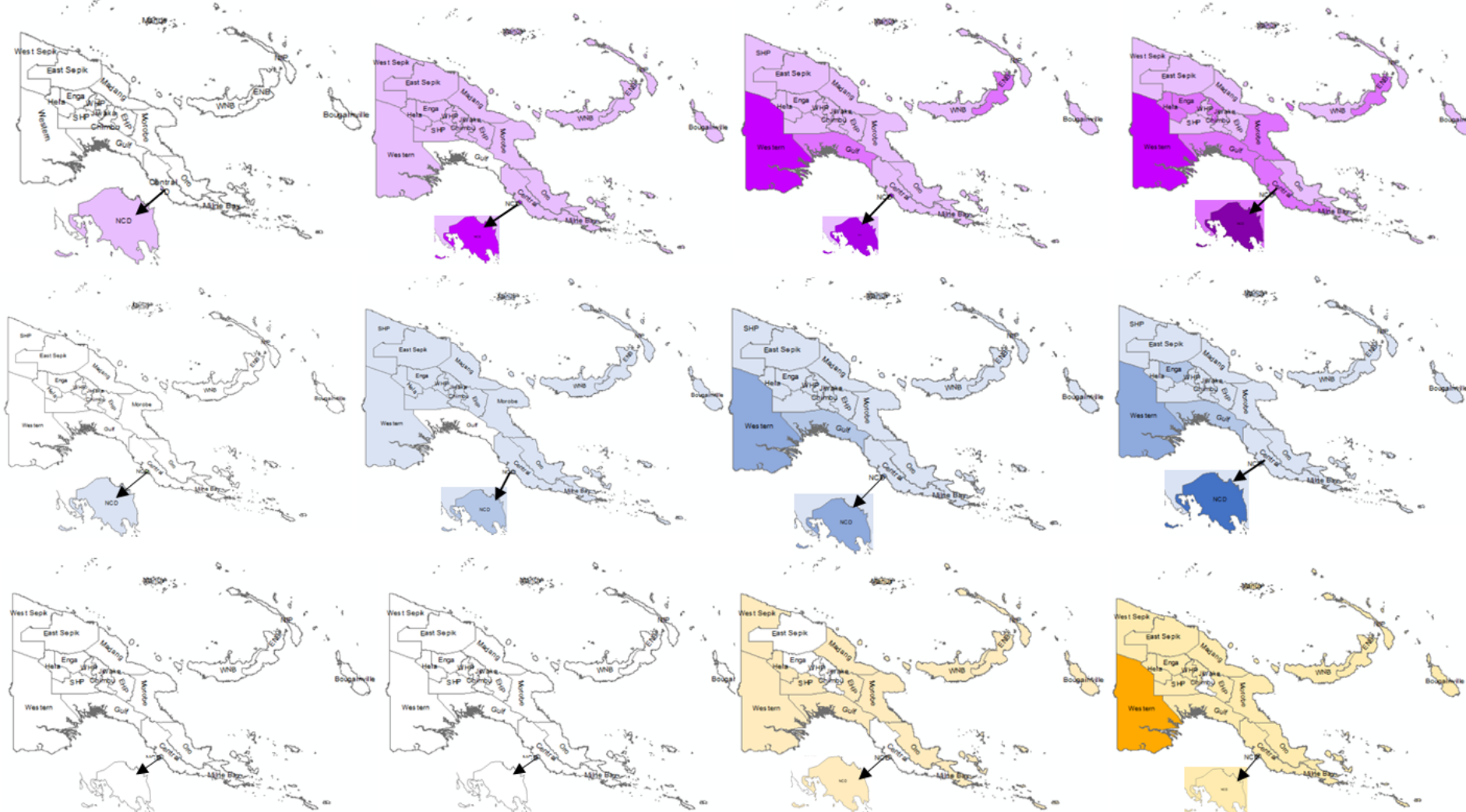


March -2021

May -2021

July -2021

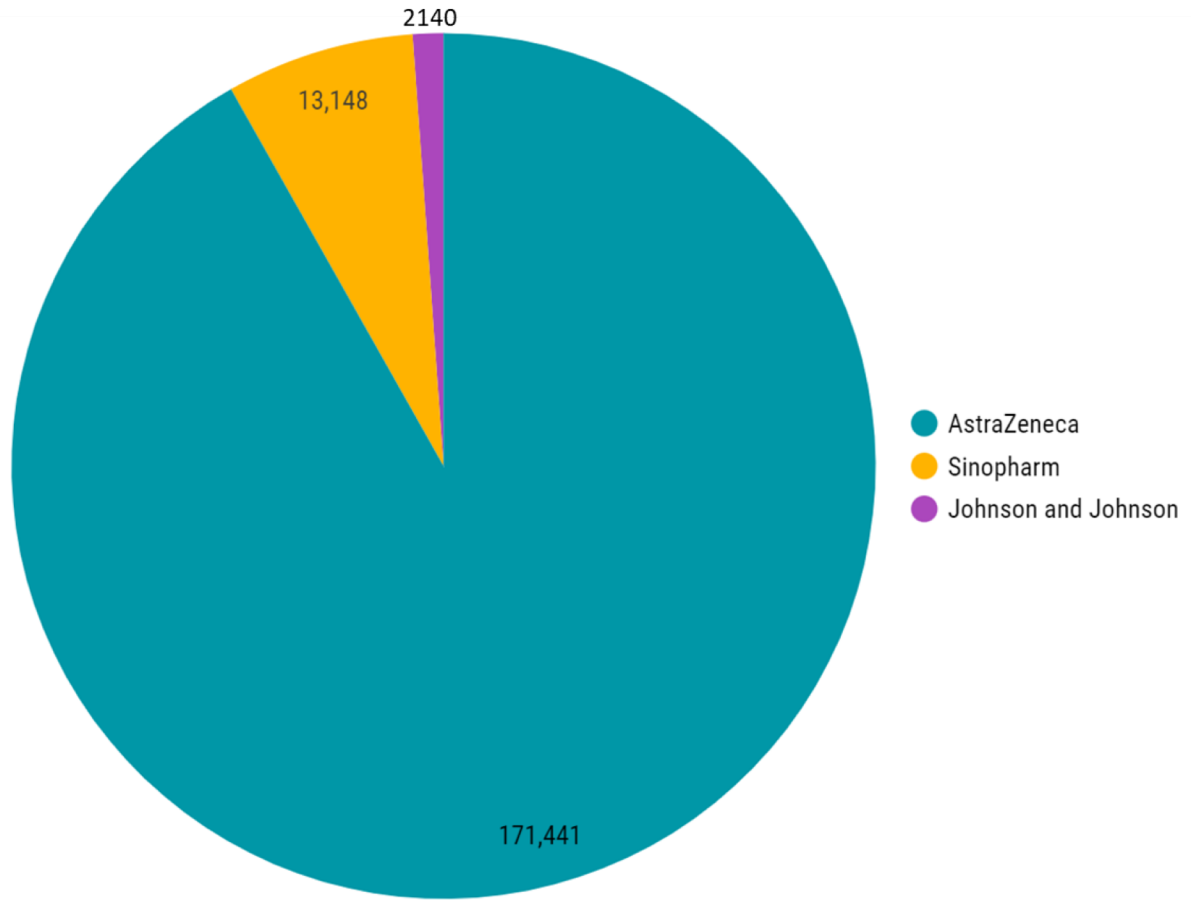
September -2021



PNG COVID-19 Vaccination , total doses administered as of 27th Sept. 2021

Indicator	Number
Total number of COVID-19 vaccine doses administered	186,729
Number of persons vaccinated at least one dose	130,972
Number of persons fully vaccinated (two doses)	57,897

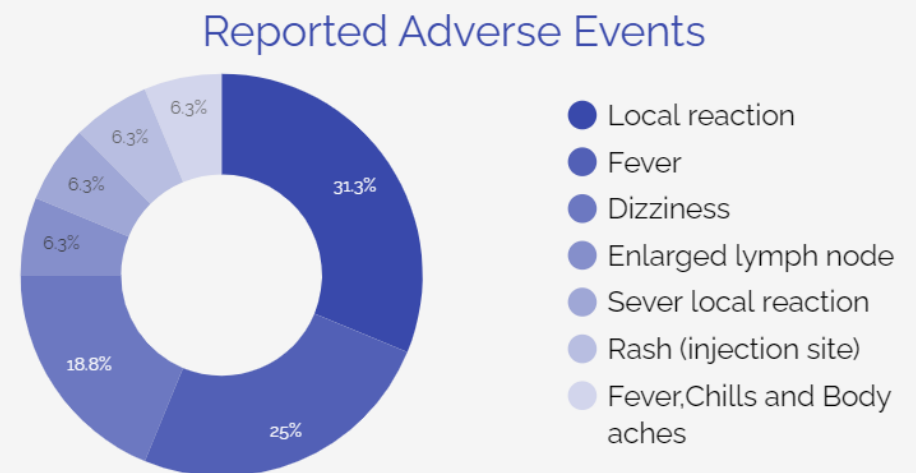
PNG COVID-19 Vaccination , total doses administered as of 26th Sept. 2021



PNG: COVID-19 vaccination AEFI cases as of 27th Sept. 2021

Province	Cumulative	AEFI reported (24 hours)		AEFI Reported (total)		Outcome		
		Non Serious	Serious	Non Serious	Serious	Recovered	Not recovered	Under investigation
West_Sepik	1	0	0	1	0	1	0	0
Central	1	0	0	1	0	1	0	0
Chimbu	1	0	0	1	0	1	0	0
Eastern_Highlan...	3	0	0	3	0	3	0	0
East_New_Britain	3	0	0	3	0	3	0	0
NCD	7	0	0	7	0	7	0	0
Grand Total	16	0	0	16	0	16	0	0

Sex	Age group	Cumulative number of AEFI
Female	18-25	3
	26-35	8
	36-45	1
	>45	1
Male	18-25	0
	26-35	1
	36-45	1



Thank you