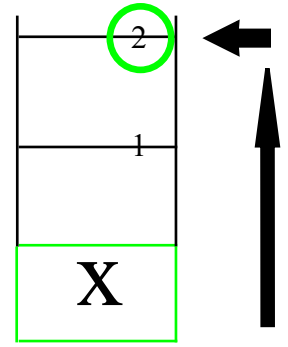




MOVING SLOWLY CHOOSE A SPACE & KEEP TO THE MIDDLE




DRIVE PAST YOUR CHOSEN SPACE & STOP WHEN YOU ARE LOOKING DOWN THE END OF BAY 2, HANDBRAKE & SELECT REVERSE.



CHECK AROUND YOU. THEN SLOWLY START TO MOVE BACKWARDS & STEER QUICKLY LEFT FULL LOCK




KEEP LOOKING AROUND YOUR SHOULDERS & MIRRORS & YOU THEN CAN SEE YOUR SPACE COMING INTO THE LEFT DOOR MIRROR



YOU NEED TO KEEP TO THE RIGHT OF THE WHITE LINE OF THE BAY, ADJUST YOUR STEERING TO DO THIS IF NECESSARY.



LOOK IN YOUR RIGHT DOOR MIRROR & SEE THE OTHER WHITE LINE APPEAR & START TO STRAIGHTEN UP BY TURNING RIGHT



IF NOT QUITE INTO THE BAY STOP & MOVE FORWARD AND SORT YOUR POSITION OUT.



ONCE INTO THE BAY KEEP GOING UNTIL YOU SEE THE END OF BAY WHITE LINE APPEAR UNDERNEATH YOUR MIRROR & STOP.