1
KEEP TO THE LEFT AS MUCH AS POSSIBLE
L


2
L
STOP JUST AS YOU GET TO THE FAR LINE

3
L
CHECK SHOULDERS AND TURN AWAY FROM THE SPACE


4
SELECT REVERSE & CHECK SHOULDERS
L
MOVE THE CAR SLOWLY BACKWARDS THEN START TO TURN LEFT FULL LOCK

5
WHEN THE BACK CORNER OF THE SPACE CAN BE SEEN IN THE RIGHT MIRROR TURN WHEELS STRAIGHT
L

6
STOP WHEN THE RIGHT MIRROR SITS ON TOP OF THE WHITE PAINT
L


7
IF NOT IN THE SPACE CORRECTLY DRIVE OUT FORWARDS
L
& THEN BACK IN WHILST FIXING THE SPACE