



Byblos World Services (BWS)

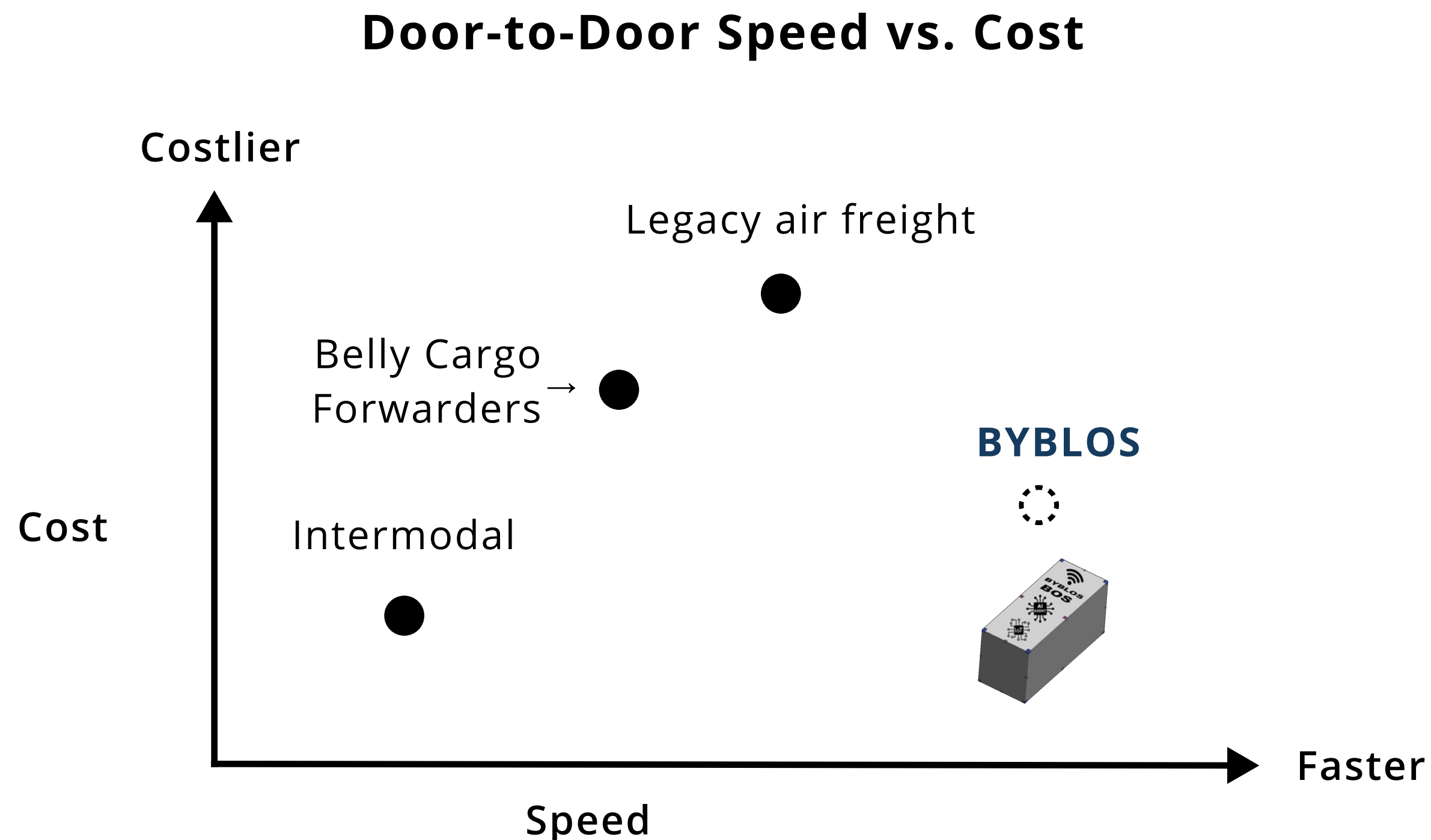


<24h global delivery at 60% lower cost

Hardware Entry, Fintech/.com Scalability

Speed + Lower Cost = Wealth Creation

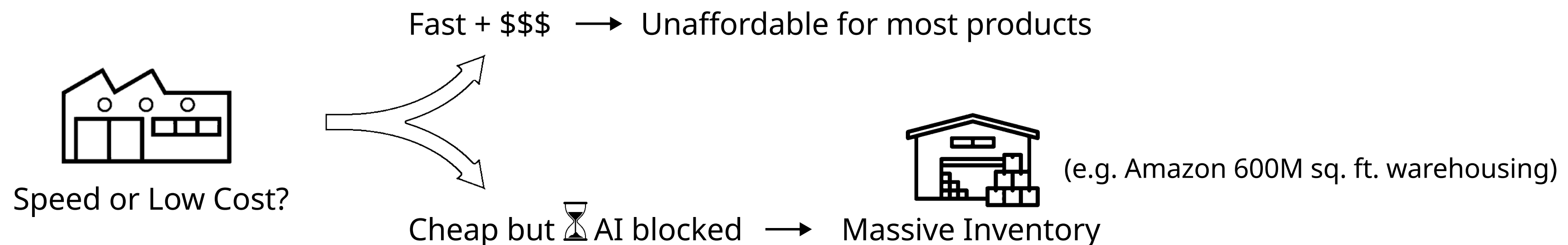
- Each technological leap unlocks trillions in GDP
- BOS (Byblos Omnimodal System)= “RAM” of global trade
- BWS, using BOS, allows AI optimization of physical networks



Problem

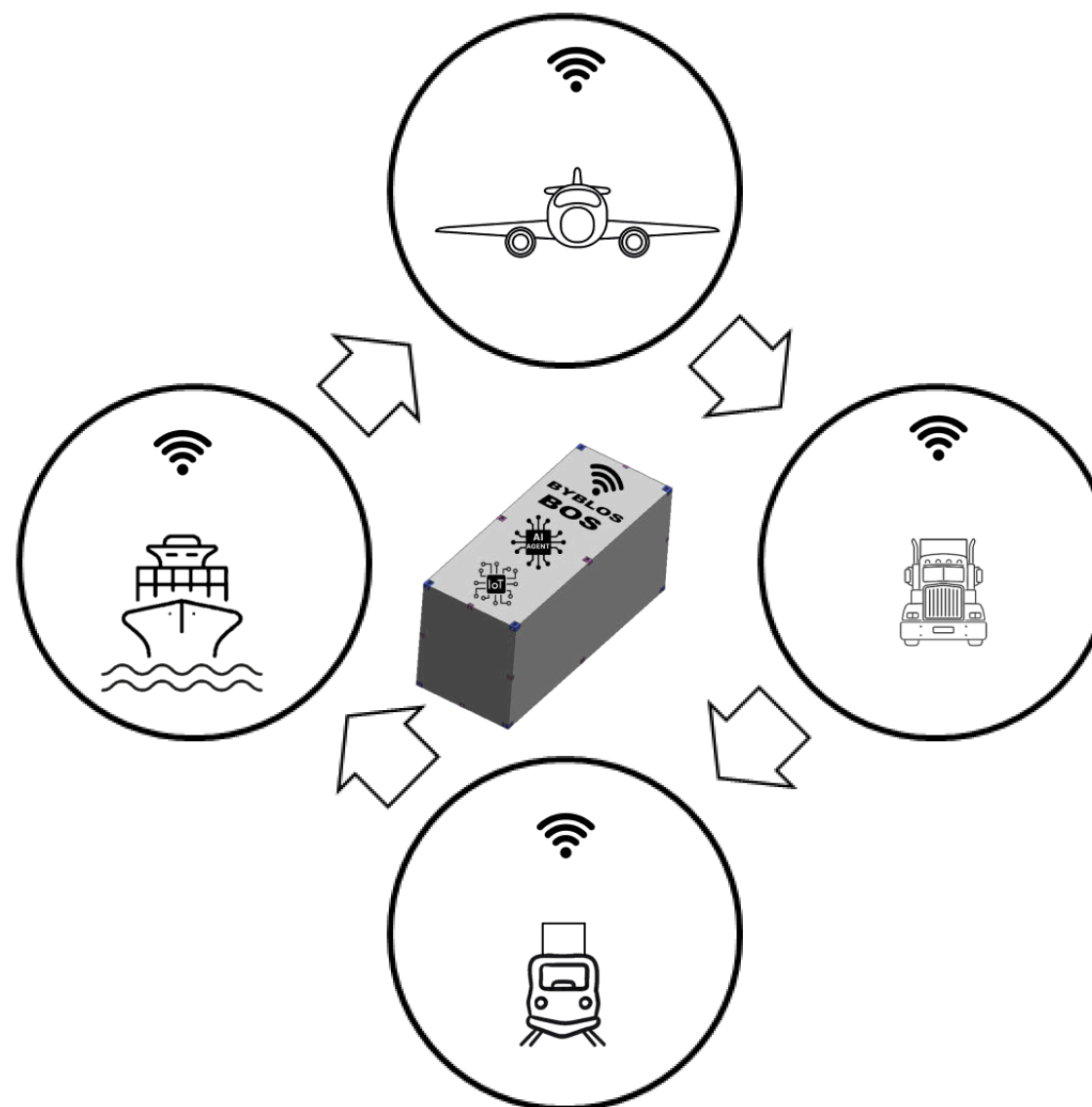
Current Networks Can't Support AI-Driven Trade

- Air freight = <1% of goods (too costly)
- Belly cargo/Forwarders = lower cost but unpredictable (2-5 days)
- Intermodal = 50x larger (too slow)
- AI needs both speed & cost efficiency



Breakthrough: Byblos World Services (BWS)

- BOS¹ smart containers integrate into aircraft structure (one load, no re-handling)
- **100% x-ray at container removal from truck** (before airport entry)
- **Customs pre-cleared**
- **Customs, finance, insurance built-in**



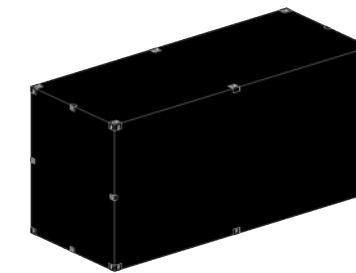
¹Byblos Omnimodal System; Omnimodal = plugs into all modes of transportation

Byblos World Services (BWS)

Global delivery under 24h at 60% less cost



Automated Mid-Mile



Sealed Containers



Customs Pre-cleared

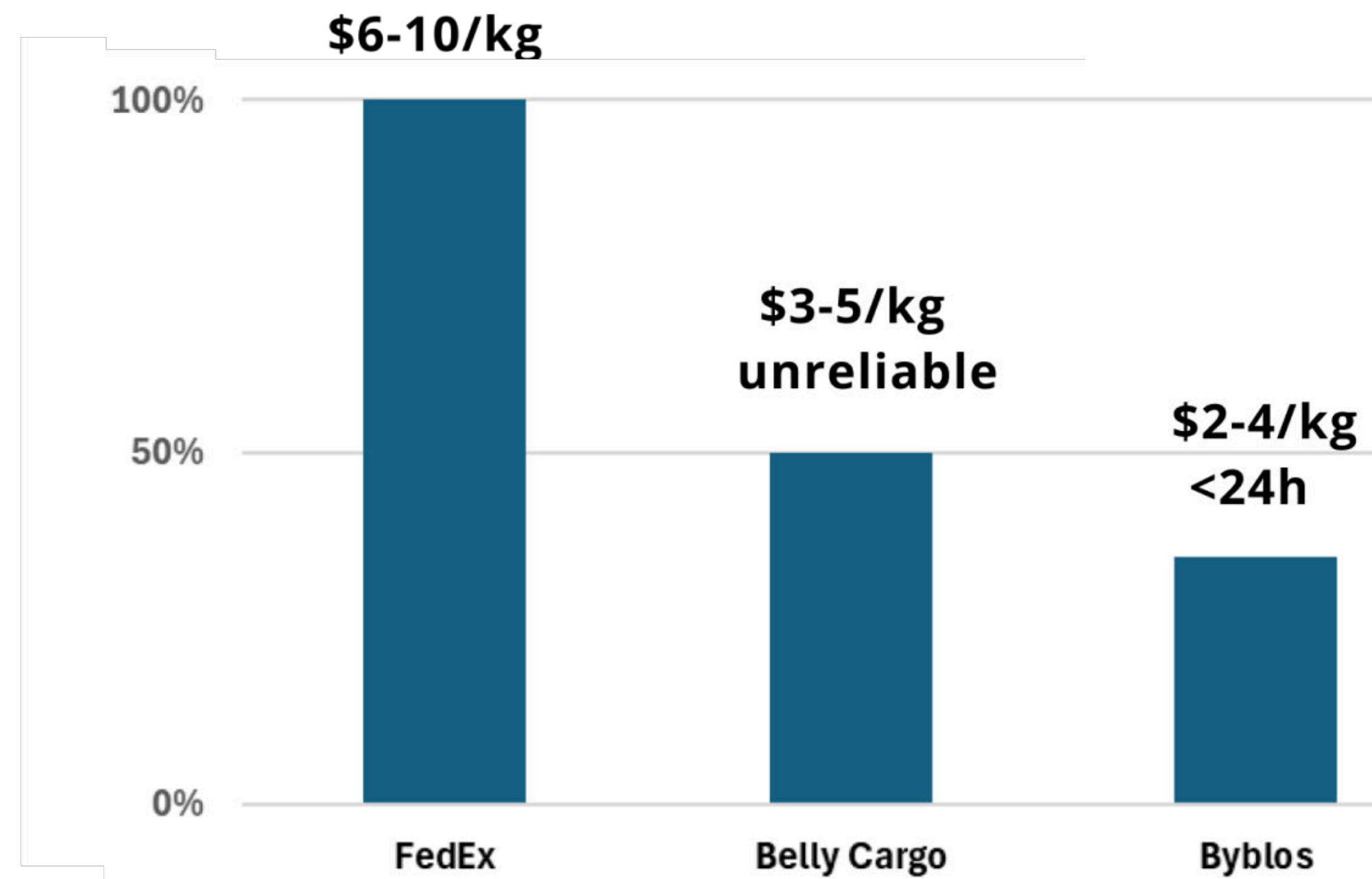


100% Green Fuels Path

FedEx vs Byblos: Structural Cost Advantage

- Byblos Profit = 2x FedEx¹
- Byblos cost to customers = 60% less FedEx

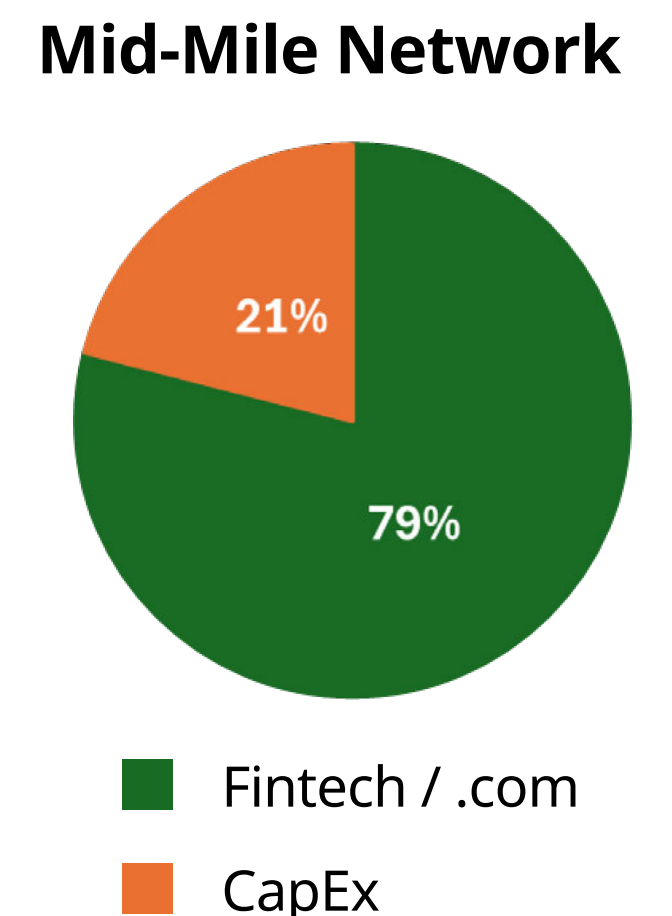
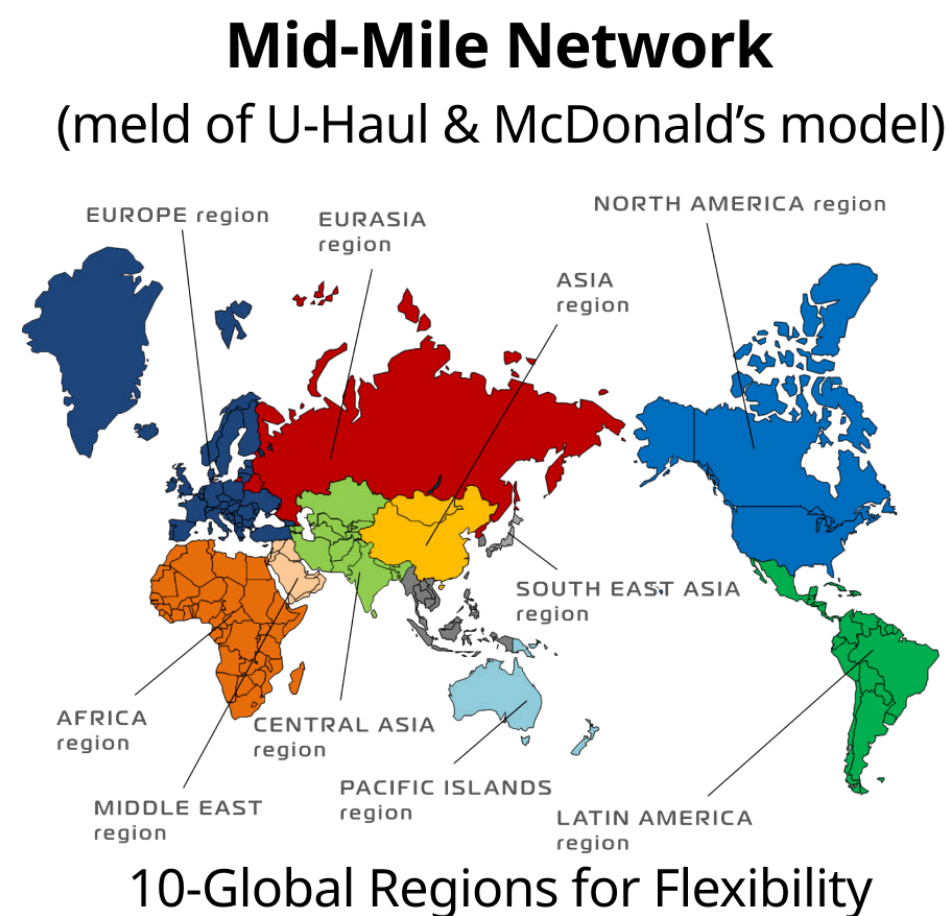
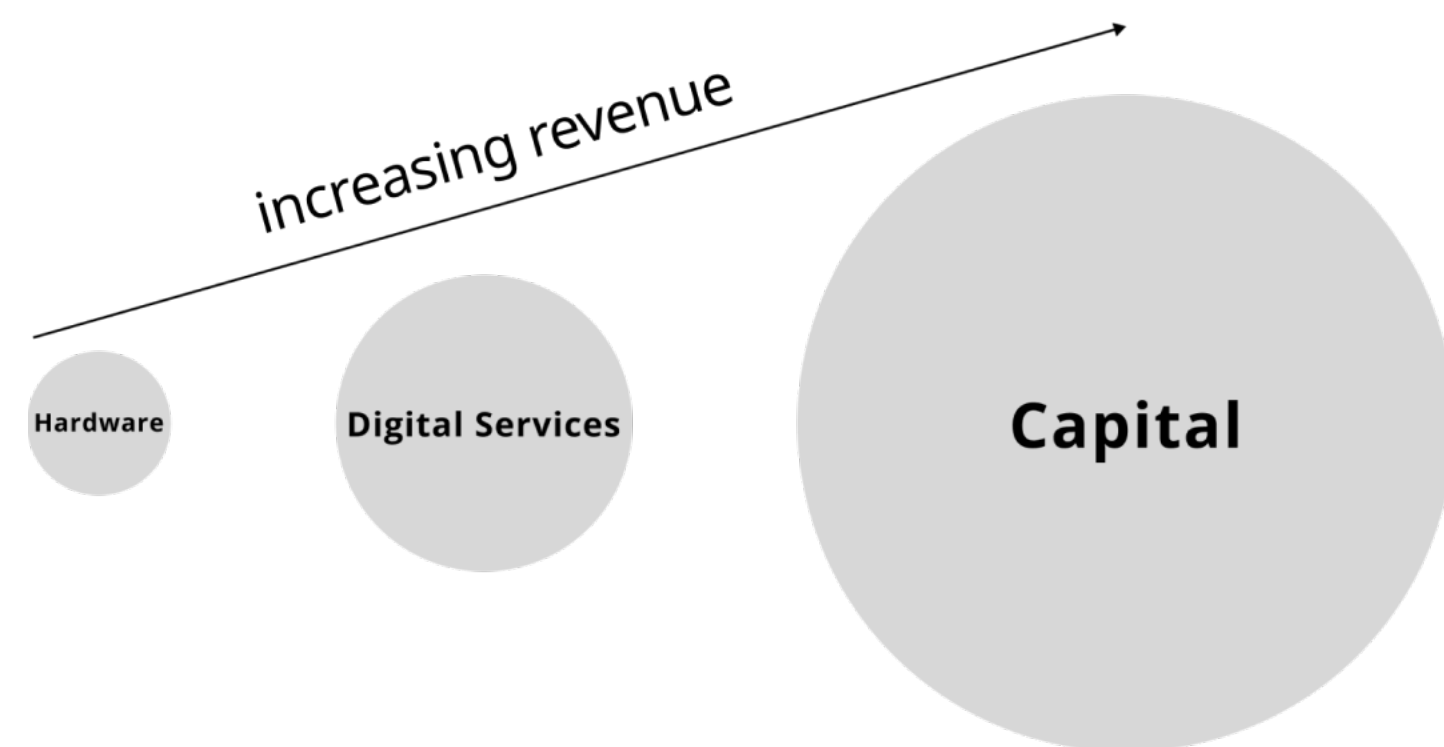
Relative Cost Share (per kg, International long-haul)



¹Economic model based on 2019 FedEx Express year end reporting

Business Model: Airport-Based Operators

- **21% Hardware / 79% Fintech + .com** revenue mix
- **Franchise units = airports based within countries** (or clusters of airports)
- **National airspace sovereignty is rigid** (set by gov. & ATC sectors)
- **Pay-per-use leasing:** aircraft + BOS transfer seamlessly between airport territories
- **Result:** capital-light model that scales globally like a .com, anchored in exclusive airport ops



Risks & How We Mitigate Them

- **Certification:** proven Dash 8-400 platform, fuselage-only replacement, unpressurized = no pool testing
- **Aircraft Strategy:** Byblos converts first type; OEMs licensed to build at scale
- **Payload Advantage:** Rectangular fuselage, ~25% more capacity
- **Cost & Competition:** 60% cheaper than FedEx; patents protect intermodal spine
- **Adoption:** Lower cost + ,24h delivery wins; proof-of-concept drives traction

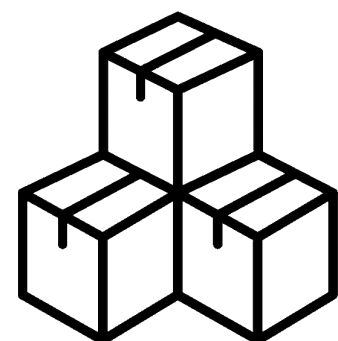
Myth vs. Reality

Myth:

Byblos is searching for a market

Reality:






- The global logistics market already exists— shippers spend **hundreds of billions on freight** and **trillions on inventory, insurance, and trade finance**
- Customers always choose the **lowest cost option** that meets time + safety needs
- FedEx proves **speed sells** (but too expensive). Belly cargo proves **cost matters** (but too slow)
- **Byblos delivers both:** express-level speed at lower-than-belly cost, **customs-cleared**
- **Faster delivery = less inventory, frees up cash**



inventory = frozen cash

\$\$\$

Market: Massive TAM Across 5 Verticals

- **Hardware** — \$7B+ — 
- **Operations** — \$145B+ — 
- **Software** — \$20B+ — 
- **Green Energy**¹ — \$14B+ — 
- **Capital** — \$10T+ — 


*“Just as railroads created an economic engine, built towns and invested to capture the value they created—
Byblos Capital co-invests in logistics parks, land, and industries enabled by our low-cost, <24hr network”*

¹Synthetic fuels made using green electricity to power a process that combines CO2 & Hydrogen to create liquid aircraft fuels

Impact: Byblos Speed + Low-Cost = Global Growth



- Air Freight growth potential: $<1\% \rightarrow >5\%$



- Frictionless network driven by real-time AI decisions

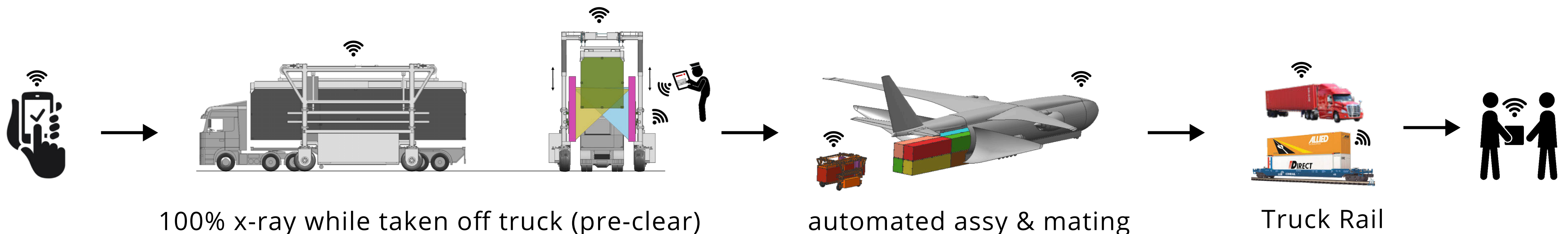


- Freed inventory \rightarrow freed cash



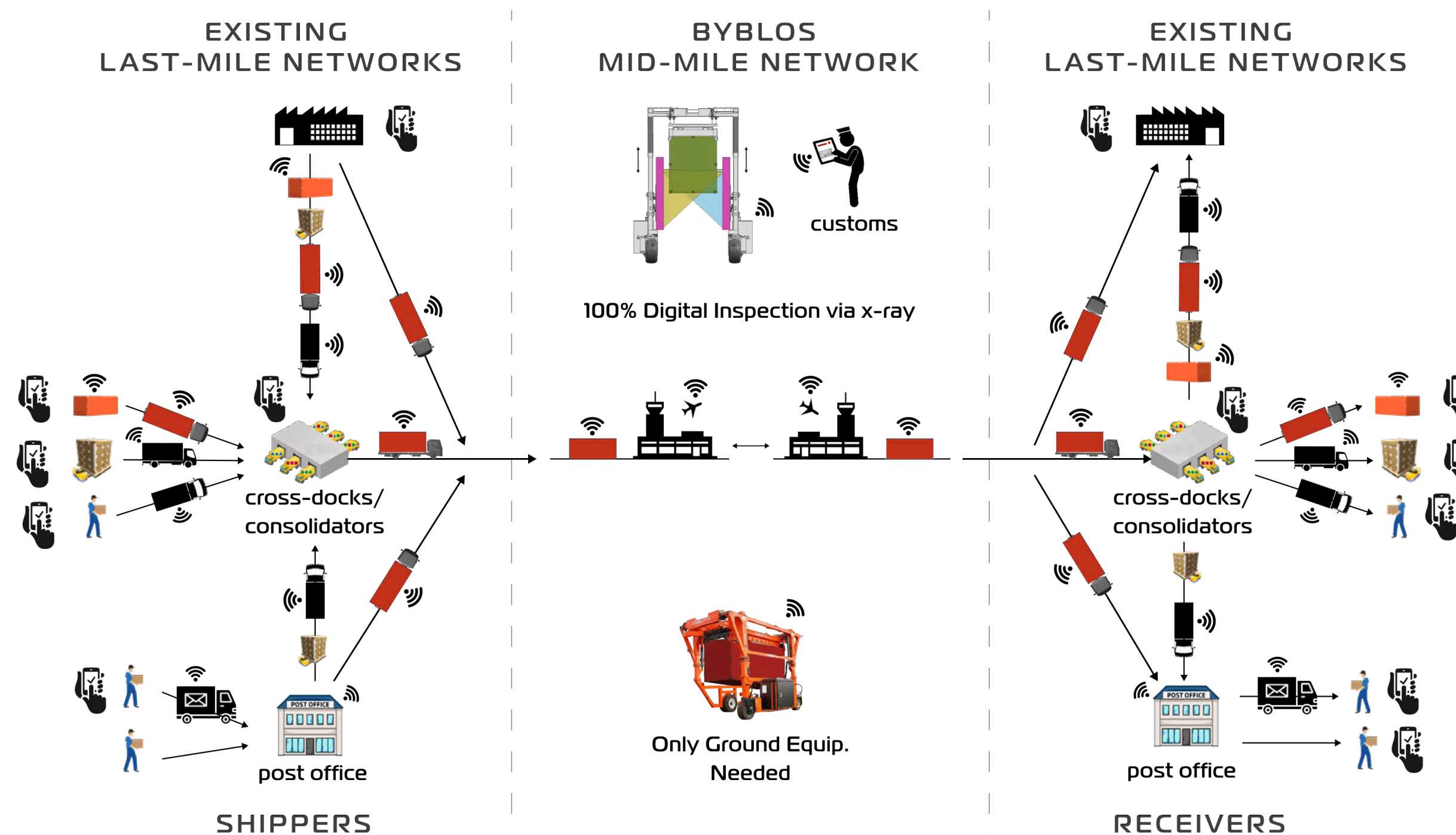
- Path to 100% renewable fuels

Frictionless Trade <24h



Leveraging Existing Networks

- BOS re-routes in real-time around bottlenecks
- Plugs into existing ground & intermodal networks (that move >250x vol. of air)
- Aircraft conversions save billions, shorten FAA certification path



"Post office networks 3-5x cheaper than FedEx or UPS last-mile networks"

Traction & Team

- \$4.5M invested to date
- Moat: Global Patents Portfolio through 2038
- Next 2 milestones
 - Dash 8-400 MVP conversion
 - Customs API + x-ray demo
- Team:
 - Aerospace & Startups
 - Aircraft Conversions
 - Navy/Defense Logistics expertise


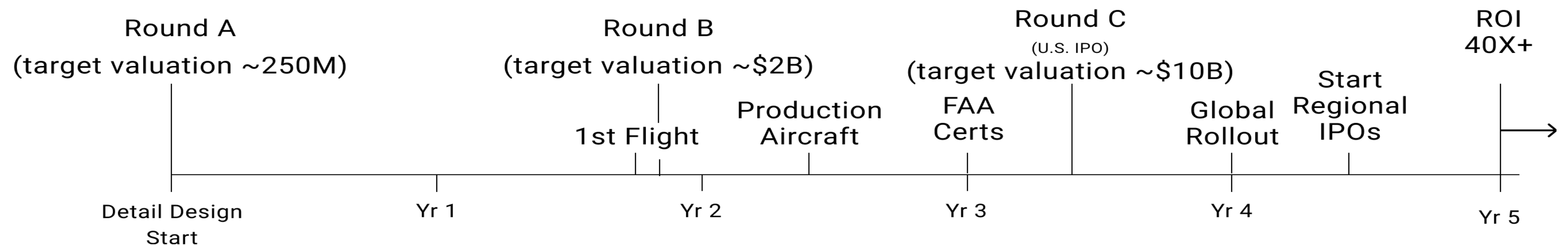
Funding & Returns

Funding Rounds

- A: \$25M → MVP & demo flights
- B: \$200M → Production + Certs & Regional Launch
- C: \$1.5B → Global scale & IPOs

Investor Returns

- 40x ROI potential in 5 years
- Multiple local IPOs → build market trust & access regional capital
- Avoids “foreign ownership stigma” in key markets



Funding → MVP → Regional Rollout → IPO

Legal Disclaimer

THIS CONFIDENTIAL INVESTMENT OPPORTUNITY OVERVIEW (THIS “OVERVIEW”) RELATES TO THE PRIVATE PLACEMENT (THE “OFFERING”) OF SECURITIES OF BYBL05 GROUP (“BYBL05” OR THE “COMPANY”). THERE IS NO PUBLIC MARKET FOR ANY SECURITIES OF THE COMPANY AND NO SUCH MARKET IS EXPECTED TO DEVELOP FOLLOWING THE OFFERING. THIS OVERVIEW IS PRESENTED IN SUMMARY FORM, IS NOT COMPLETE AND SHOULD NOT BE RELIED ON AS BEING COMPLETE. THIS OVERVIEW IS BEING PROVIDED FOR DISCUSSION PURPOSES ONLY.

THE INFORMATION CONTAINED HEREIN IS CONFIDENTIAL AND PROPRIETARY AND IS BEING FURNISHED TO YOU SOLELY FOR CONFIDENTIAL USE WITH THE EXPRESS UNDERSTANDING THAT, WITHOUT THE PRIOR WRITTEN PERMISSION OF THE COMPANY, YOU WILL NOT RELEASE THIS DOCUMENT IN WHOLE OR IN PART OR DISCUSS THE INFORMATION CONTAINED HEREIN OR MAKE REPRODUCTION OF OR USE THIS INFORMATION.

FINANCIAL FORECASTS AND PROJECTIONS INCLUDED IN THIS OVERVIEW ARE BASED ON NUMEROUS ESTIMATES AND ASSUMPTIONS MADE BY THE COMPANY’S MANAGEMENT WITH RESPECT TO INDUSTRY PERFORMANCE, GENERAL BUSINESS, ECONOMIC, REGULATORY, MARKET AND FINANCIAL CONDITIONS AND OTHER FUTURE EVENTS, AS WELL AS MATTERS SPECIFIC TO THE COMPANY’S BUSINESS, ALL OF WHICH ARE DIFFICULT TO PREDICT AND MANY OF WHICH ARE BEYOND ITS CONTROL. THE PROSPECTIVE FINANCIAL INFORMATION REFLECTS SUBJECTIVE JUDGMENT IN MANY RESPECTS AND THUS IS SUSCEPTIBLE TO MULTIPLE INTERPRETATIONS AND PERIODIC REVISIONS BASED ON ACTUAL EXPERIENCE AND BUSINESS DEVELOPMENTS. AS SUCH, THE PROSPECTIVE FINANCIAL INFORMATION CONSTITUTES FORWARD-LOOKING INFORMATION AND IS SUBJECT TO RISKS AND UNCERTAINTIES THAT COULD CAUSE ACTUAL RESULTS TO DIFFER MATERIALLY FROM THE RESULTS FORECASTED IN SUCH PROSPECTIVE INFORMATION. THERE CAN BE NO ASSURANCE THAT THE PROSPECTIVE RESULTS WILL BE REALIZED OR THAT ACTUAL RESULTS WILL NOT BE SIGNIFICANTLY HIGHER OR LOWER THAN FORECAST. THE PROSPECTIVE FINANCIAL INFORMATION COVERS MULTIPLE YEARS AND SUCH INFORMATION BY ITS NATURE BECOMES LESS RELIABLE WITH EACH SUCCESSIVE YEAR. IN ADDITION, THE PROSPECTIVE INFORMATION WILL BE AFFECTED BY THE COMPANY’S ABILITY TO ACHIEVE STRATEGIC GOALS, OBJECTIVES AND TARGETS OVER THE APPLICABLE PERIODS. THE ASSUMPTIONS UPON WHICH THE PROSPECTIVE INFORMATION WAS BASED NECESSARILY INVOLVE JUDGMENTS WITH RESPECT TO, AMONG OTHER THINGS, FUTURE ECONOMIC, COMPETITIVE AND REGULATORY CONDITIONS AND FINANCIAL MARKET CONDITIONS, ALL OF WHICH ARE DIFFICULT OR IMPOSSIBLE TO PREDICT ACCURATELY AND MANY OF WHICH ARE BEYOND THE COMPANY’S CONTROL. THE PROSPECTIVE INFORMATION ALSO REFLECTS ASSUMPTIONS AS TO CERTAIN BUSINESS DECISIONS THAT ARE SUBJECT TO CHANGE. SUCH PROSPECTIVE INFORMATION CANNOT, THEREFORE, BE CONSIDERED A GUARANTY OF FUTURE OPERATING RESULTS, AND THIS INFORMATION SHOULD NOT BE RELIED ON AS SUCH. THE INCLUSION OF THIS INFORMATION SHOULD NOT BE REGARDED AS AN INDICATION THAT THE COMPANY OR ANYONE WHO RECEIVED THIS INFORMATION THEN CONSIDERED, OR NOW CONSIDERS, IT A RELIABLE PREDICTION OF FUTURE EVENTS, AND THIS INFORMATION SHOULD NOT BE RELIED UPON AS SUCH.

THE PROPOSED OFFERING IS INTENDED TO BE A PRIVATE PLACEMENT, EXEMPT FROM REGISTRATION WITH THE SECURITIES AND EXCHANGE COMMISSION UNDER SECTION 4(a)(2) OF THE SECURITIES ACT OF 1933 (THE “SECURITIES ACT”). ANY SECURITIES ISSUED IN THE PROPOSED OFFERING WILL NOT BE FREELY TRADEABLE AND WILL BE SUBJECT TO TRANSFER RESTRICTIONS. THE SECURITIES ARE BEING OFFERED AS A PRIVATE PLACEMENT TO A LIMITED NUMBER OF INSTITUTIONAL ACCREDITED INVESTORS AND WILL NOT BE REGISTERED UNDER THE SECURITIES ACT.

THIS OVERVIEW HAS BEEN PREPARED BY THE COMPANY AND THE COMPANY IS SOLELY RESPONSIBLE FOR ITS CONTENTS. THE COMPANY EXPRESSLY DISCLAIMS ANY AND ALL LIABILITY FOR REPRESENTATIONS, EXPRESSED OR IMPLIED, CONTAINED IN, OR OMISSIONS FROM, THIS OVERVIEW OR ANY OTHER WRITTEN OR ORAL COMMUNICATION TRANSMITTED TO ANY INTERESTED PARTY DURING THE COURSE OF ITS EVALUATION OF THE COMPANY. IT IS EXPECTED THAT PROSPECTIVE INVESTORS IN THE PRIVATE PLACEMENT WILL CONDUCT THEIR OWN INDEPENDENT INVESTIGATION OF THE COMPANY AND THE TERMS OF THE SECURITIES.

THIS OVERVIEW DOES NOT CONSTITUTE AN OFFER TO SELL NOR IS IT A SOLICITATION OF AN OFFER TO BUY ANY SECURITIES IN ANY JURISDICTION TO ANY PERSON TO WHOM IT IS UNLAWFUL TO MAKE SUCH SOLICITATION IN SUCH JURISDICTION.

NEITHER THE SECURITIES AND EXCHANGE COMMISSION NOR ANY STATE SECURITIES COMMISSION HAS APPROVED OR DISAPPROVED THE SECURITIES OR DETERMINED IF THIS OVERVIEW IS TRUTHFUL OR COMPLETED.

THIS OVERVIEW DOES NOT PURPORT TO CONTAIN ALL OF THE INFORMATION THAT A PROSPECTIVE INVESTOR MAY REQUIRE IN MAKING AN INVESTMENT DECISION AND IS NOT INTENDED TO PROVIDE THE PRIMARY BASIS FOR ANY DECISION ABOUT, OR EVALUATION OF ANY TRANSACTION.

THE COMPANY HAS PROPRIETARY RIGHTS TO TRADEMARKS USED IN THE RPESENTATION THAT ARE IMPORTANT TO OUR BUSINESS. THIS PRESENTATION ALSO CONTAINS TRADEMARKS, TRADE NAMES AND SERVICE MARKS OF OTHER COMPANIES, WHICH ARE THE PROPERTY OF THEIR RESPECTIVE OWNERS. SOLELY FOR CONVENIENCE IN THIS PRESENTATION, TRADEMARKS, TRADE NAMES, AND SERVICE MARKS MAY APPEAR WITHOUT THE ®, TM, OR SM SYMBOLS . THE COMPANY DOES NOT INTEND OUR USE OF OTHER PARTIES’ TRADEMARKS, TRADE NAMES, OR SERVICE MARKS TO IMPLY A RELATIONSHIP WITH, OR ENDORSEMENT OR SPONSORSHIP OF THE COMPANY BY ANY OTHER PARTIES.