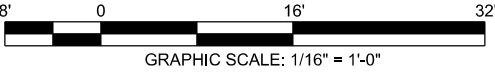
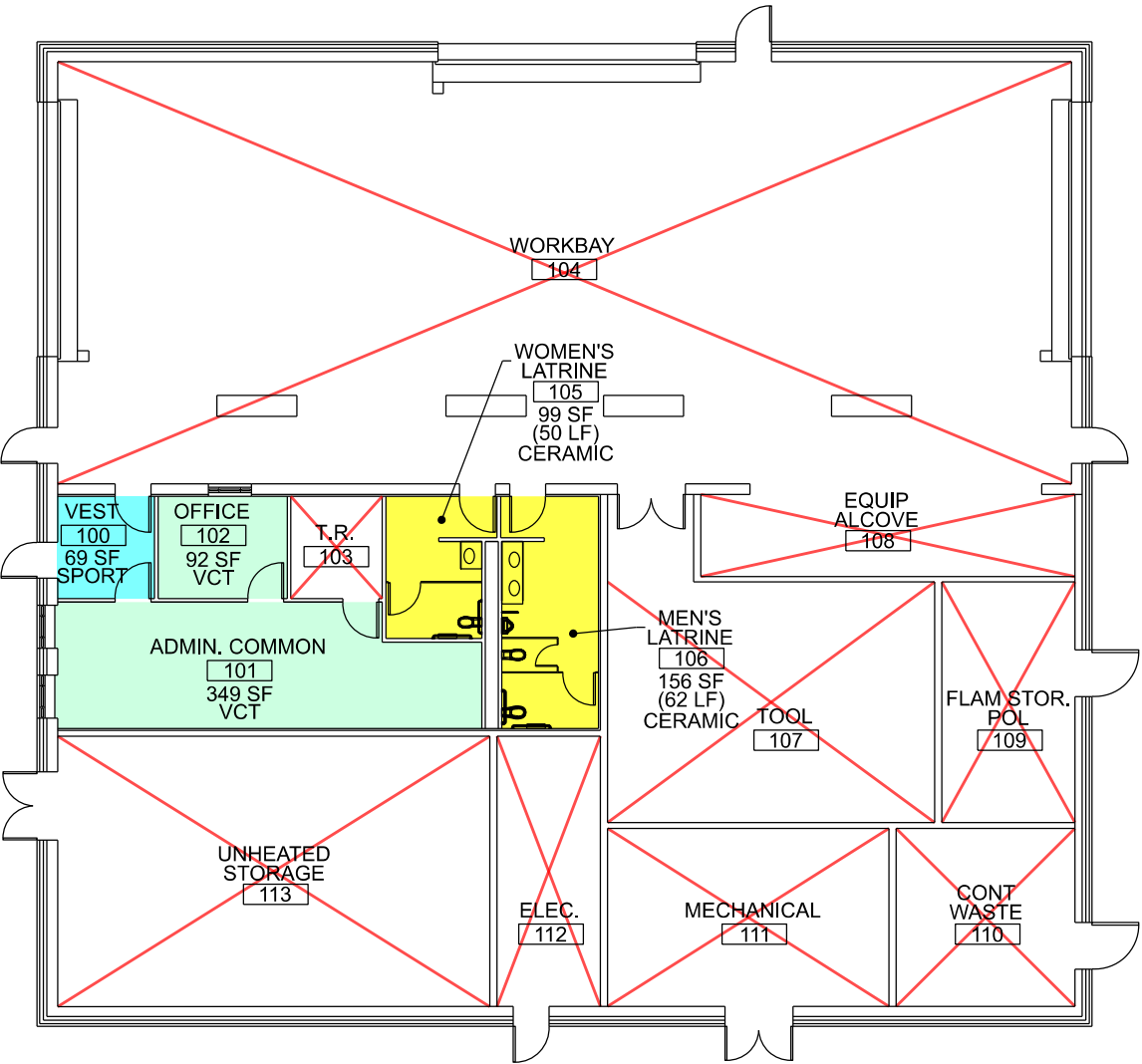


BUILDING TOTAL AREA  
REQUIRING CUSTODIAL  
SERVICE: 22,580 SF

FIXTURES REQUIRING CUSTODIAL SERVICE	BUILDING TOTAL	FIXTURES REQUIRING CUSTODIAL SERVICE	BUILDING TOTAL	BUILDING TOTAL SF		BUILDING TOTAL SF	
COMMUNES:	8	PAPER TOWEL DISPENSERS:	0	CONCRETE	N / A	CERAMIC TILE	3,106
SHOWERS:	12	SOAP DISPENSERS:	0	CARPET	6,342	WOOD	N / A
SINKS:	9	TOILET TISSUE DISPENSERS:	8	VCT	12,950	SLATE/ STONE	N / A
URINALS:	3	WATER FOUNTAINS:	3	SPORT/ MAT FLOOR/ RUBBER TREAD	182	NOT SERVICED	












2

OMS BUILDING CUSTODIAL PLAN

SCALE: 1/16" = 1'-0"

BUILDING TOTAL AREA  
REQUIRING CUSTODIAL  
SERVICE: 765 SF

<u>FIXTURES REQUIRING CUSTODIAL SERVICE</u>	<u>BUILDING TOTAL</u>	<u>FIXTURES REQUIRING CUSTODIAL SERVICE</u>	<u>BUILDING TOTAL</u>	<u>BUILDING TOTAL SF</u>				<u>BUILDING TOTAL SF</u>	
COMMODOES:	3	PAPER TOWEL DISPENSERS:	2	CONCRETE		N / A	CERAMIC TILE		255
SHOWERS:	0	SOAP DISPENSERS:	3	CARPET		N / A	WOOD		N / A
SINKS:	3	TOILET TISSUE DISPENSERS:	3	VCT		441	SLATE/ STONE		N / A
URINALS:	1	WATER FOUNTAINS:	0	SPORT/ MAT FLOOR/ RUBBER TREAD		69	NOT SERVICED	