



Mastering Crate Training: A Step-by-Step Guide to a Happy, Well-Behaved Dog

Introduction to Crate Training





Welcome to **Mastering Crate Training**! This guide will help you understand the benefits of crate training and how it can lead to a **happy** and **well-behaved** dog. We'll cover essential steps and tips to ensure a **smooth** training process.





Understanding the Benefits

Crate training provides numerous **benefits** for both you and your dog. It offers a **safe space** for your pet, aids in **housebreaking**, and can reduce **anxiety**. A well-trained dog is more **manageable** and can accompany you on various outings.

DOG SIZES	CRATE SIZES	CRATE STYLE	DOG BREEDS
EXTRA-SMALL Dogs under 7 kg		<ul style="list-style-type: none"> • SOFT-SIDED PLASTIC 	Miniature Schnauzers, Boston Terriers, French Bulldogs, Miniature Dachshunds, Chihuahua, Pug etc
SMALL Between 8 - 11 kg		<ul style="list-style-type: none"> • SOFT-SIDED PLASTIC PLAYPEN 	Dachshund, Yorkshire Terrier, Jack Russell, Pug, Toy Fox Terrier, Boston Terrier, Shih Tzu etc
MEDIUM Between 12 - 18 kg		<ul style="list-style-type: none"> • SOFT-SIDED PLASTIC WIRE PLAYPEN TRAVEL CRATES 	Pit Bull Terrier, Scottish Terrier, Cocker Spaniel, West Highland White Terrier etc
MEDIUM LARGE Between 19 - 36 kg		<ul style="list-style-type: none"> • HEAVY-DUTY WIRE CRATES PLASTIC TRAVEL CRATES 	Airedale Terrier, Border Collie, Dalmatian, Golden Retriever, Labrador Retriever, Bull Terrier etc
LARGE Between 37 - 45 kg		<ul style="list-style-type: none"> • STURDY WIRE WOODEN CRATES 	German Shepherd, Newfoundland, Bloodhound, Saint Poodle, Irish Setter, Akita etc

Choosing the Right Crate

Selecting the right crate is crucial for successful training. Look for a crate that is the appropriate **size** for your dog, allowing them to stand, turn around, and lie down comfortably. Consider **material** and **design** for your dog's needs.



Introducing Your Dog to the Crate

Start by **introducing** your dog to the crate gradually. Use **positive reinforcement** such as treats and praise to encourage them to enter. Make the crate a **positive** experience, allowing your dog to explore it at their own pace.

Establishing a Routine

Consistency is key in crate training. Establish a **routine** for crate time, including feeding and bathroom breaks. This helps your dog understand when it's time to be in the crate and builds a sense of **security**.



Conclusion: A Well-Trained Dog

In conclusion, mastering crate training leads to a **well-behaved** dog and a more **harmonious** home. Remember to be patient and consistent throughout the process. With time and effort, you'll see the benefits of crate training in your dog's behavior.