

# Mopars of Brevard, Inc.



## Super Bee Lines November 2024

MOB website: <http://www.MoparsOfBrevard.com> Mail address: POBox 60454, Palm Bay, FL 32906

Webmaster: Andy Caldwell

President	Penny Anderson	Board of Directors	Bob Anderson
Vice President	James Auchter	Board of Directors	Ray Moyer
Secretary	Sharon Bukowski	Board of Directors	Rachel Moyer
Treasurer	Anni MacDonald	Newsletter Editor	Penny Anderson
Sunshine Girl	Rachel Moyer	Sgt.-At-Arms	Arlene Naulty

\*\*\*\*\*HAPPY THANKSGIVING EDITION\*\*\*\*\*

### NOTE FROM PENNY MOB PRESIDENT

October became a month we would like to forget. Hurricane Milton took center stage. Regular meeting was canceled due to its arrival. Rescheduled date was the 16th with 18 members attending.

Then on the 19<sup>th</sup>, a group of Mobsters greeted some 50 cars to our Oktoberfest Car Show. Everyone seemed to have a great time looking at the cars and all the festivities included.

Judging was difficult with many cars being so nearly in pristine condition. But, we managed to award 15 trophies all winners looking elated.

Then the 50/50 winner was

gracious enough to “give back” his winnings to be given to our charity of choice. What a surprise!! I think it’s safe to say, the MOB did a fantastic job and **WE** were the winners. Nothing like “good will” to our fellow car enthusiasts.

Our fall picnic is soon approaching; Nov. 10<sup>th</sup> at Fisherman’s Landing in Grant. If you would like to attend and was unable to sign up, please give me a call. As usual, hamburgers, hot dogs, drinks and plates, etc. will be provided. A dish to pass, please.

Don’t forget our Christmas Party will be December 8<sup>th</sup>. More on this at the meeting.

Mopars and All Cars,  
Penny

### NEXT MOB MEETING

**WHEN:** Nov. 13<sup>th</sup>, Wed.

**WHERE:** MeMaws B-B-Q  
Located at 4916 Babcock St  
N.E. Palm Bay, 32905

**TIME:** 5:30 p.m. for social  
hour **6:30 p.m. meeting**

### NOVEMBER BIRTHDAYS

John Turak	1st
Bill Deller	13 <sup>th</sup>
Karlyn Turak	20 <sup>th</sup>
Penny Anderson	22nd

### ANNIVERSARIES

Sharon&Roger Bukowski-	7 <sup>th</sup>
John & Karlyn Turak	12th

### NOVEMBER MEETING TOPICS TO DISCUSS

- 1) Christmas Party
- 2) Charity Donations EOY
- 3) Super Swap XXIV
- 4) Election Nominations

## It was a 1951 Dodge(con't)

By Bob Anderson

...that familiar smell of rotten gas. The gas tank had been full in 1994 when the car was moved into its storage facility. It permeated throughout my shop causing everything inside to stink. When I opened the hood, I very quickly noticed a huge 12 volt battery mounted in the battery box. I also noticed that it was plumbed into the car, with the positive cable going to the started motor and the negative wire attached to the engine block. That's good. But the battery was old, dry and rotten, so I made a note to buy a fresh battery. The dipstick showed that it was properly filled with clean new-looking oil. That's good. The radiator looked really rough, so I removed it and delivered it to John at Palm Bay Radiator for a clean-up and maybe patch-up. But, I kept wondering about that battery. It was a 12 volt battery and I always thought that those early cars all had 6 volt electrical systems. Hhhhhmmmmm!! I decided that if the engine was frozen, then I would scrap this project, so I picked up my largest wrench and attempted to turn the crankshaft. None of my wrenches, adjustable or

otherwise, would fit on that huge crankshaft nut. Roger B. was kind enough to lend me his ¾ inch socket set and the first time I placed a socket on that nut, the motor began to easily rotate. How bout that! The engine was not frozen. I checked the odometer and it read a little more than 31,000 miles. That can't be correct. I was thinking that the last owner must have converted the car over to a 12 volt electrical system, so I was going to need to buy a 12 volt battery. So I started checking for 12 volt items and found that the car was most certainly all original. It was a 6 volt car with a 12 volt battery in it. I quickly consulted with MOB expert, Ray M., who assured me that you can use a 12 volt battery, but be careful. I finally decided to purchase a new 6 volt battery and make this car as original as possible. It was about this time that I figured out that this car is supposed to have a positive ground system. Not only had the last owner installed a 12 volt battery in a 6 volt car, he installed it backwards. Again, HHHhhmmmmm!!! So I purchased and installed a new 6 volt battery in the car and turned the key. Imagine my surprise when that engine actually began to

turn over. Wow, this thing might actually run. Next I pulled all 6 plugs and did a compression test. I was rewarded with 50-70 lbs. of compression across all 6 cylinders. Next, I loaded the cylinders up with lubricant and let it sit overnight in the hope that I might be able to get the compression a little higher. The maintenance manual told me that it should have 165 lbs. of compression +/- 10%. After sitting for 24 hours, the compression increased somewhat but nowhere near the advertised 165 pounds. I reasoned that there was enough compression for the engine to run and that I would continue to work towards that goal. Although the engine turned over, it turned over REAL slow, so I replaced the battery cables with new ones and was able to get it turning over faster, but no spark. Next I replaced all 6 plugs with new ones, installed a new condenser and points. OK, now I have spark but the engine refused to start or even stumble, burble or show any such signs of life. I pulled the distributor for inspection and found that there are only 2 ways to install it into the engine, so I rotated it 180 degrees and put it back into the engine and it started right up and

began to idle. The motor was reasonably quiet so I assumed that the oil system was working. I looked on the dashboard and found that the oil gauge read 40 lbs of pressure at idle. The motor has ran good ever since that day. It starts easily, idles good and has good power.

Next came a new gas tank, fuel pump, fuel level sensor and all new gas lines. Then new exhaust from the manifold to the rear bumper. I never did get the rear brakes to work but my oldest son promised to get them working and also to install four new tires. He also promised to paint the car, install a new interior, carpet and a new convertible top. Now that the car was running normally, it was time to deliver it to my son's home in Cave City, KY. I loaded the car into my trailer and hauled it the 860 miles to Thomas's home. I arrived on a Friday afternoon, we unloaded the car and spent the weekend driving it around the KY countryside. Thomas lives outside of a town in rural KY about 7-8 miles and his neighborhood is just loaded with back country roads that go just about everywhere and nowhere all at the same time. It's a perfect place for a country ride. Corn,

soybeans, wheat and tobacco fields are everywhere. We had great fun playing with the '51 Dodge.

I drove home on Monday and have to admit that I miss having that little car in my shop. I really enjoyed those few months I spent working on that car.

It's a great little car with less than 32,000 miles on the odometer. Thomas has promised to finish the restoration by the summer of 2025. I am anxious to get up there next year to see the finished product.



'51 Dodge by the Corn Fields Of Kentucky

## UPCOMING EVENTS

### **BURGER INN CAR SHOW**

WHEN: Nov. 7th, Thursday  
 WHERE: 1819 N. Harbor City Blvd., Melb. Fl  
 TIME: 4 P.M. – 8 P.M.

\*\*\*\*\*

### **ORLANDO CARS & COFFEE**

WHEN: Nov 2 & Dec 7 Sat. Mthly  
 WHERE: Tint World Melbourne  
 3945 W. Eau Gallie  
 Melbourne, Fl 32934  
 TIME: 9 a.m. – 12 p.m.

\*\*\*\*\*

### **FRIENDLY'S CAR & TRUCK SHOW**

WHEN: Nov. 14th, Thursday  
 WHERE: 1011 E. Eau Gallie Blvd  
 IHB, Fl.  
 TIME: 5 p.m.-8 p.m.  
 COST: Free

\*\*\*\*\*

### **COFFEE & CARS W/THE PROS**

WHEN: Nov. 9<sup>th</sup> & 13<sup>th</sup> (2<sup>nd</sup> & 4<sup>th</sup> Saturdays monthly)  
 WHERE: 1021 U.S. Hwy 1  
 Sebastian, Fl 32958  
 TIME: 8 a.m. – 11 a.m.  
 Hosted by Auto Zone. Open to all, Coffee & Doughnuts, FREE!

\*\*\*\*\*

### **RIDES & COFFEE**

WHEN: Nov. 9<sup>th</sup>, Saturday  
 WHERE: Slot Car Raceway & Hobby Shop, 1732 94<sup>th</sup> Dr.  
 Ste G-160, Vero Bch, Fl. 32966  
 TIME: 10 a.m. – 2 p.m.  
 COST: Free  
 All years makes and models welcome. Call Joe, 772-777-1200

\*\*\*\*\*

### **DUNKIN DONUTS CRUISE IN**

WHEN: Nov. 16th, Saturday  
 WHERE: 1220 N. Hwy A1A  
 Indialantic, Fl.  
 TIME: 8 a.m. – 12 p.m.

\*\*\*\*\*

### **51<sup>ST</sup> ANNUAL TURKEY RUN**

WHEN: Nov. 28<sup>th</sup>, 29<sup>th</sup>, 30<sup>th</sup>,  
 Dec. 1<sup>st</sup>  
 WHERE: Daytona International Raceway, 1801 W. International Speedway Blvd., Daytona  
 TIME: Thurs, 28<sup>th</sup> thru Sat. 30<sup>th</sup>  
 8 a.m. – 4 p.m.  
 Sun., Dec. 1<sup>st</sup> 8. – 2p.m.  
 COST: \$80 vehicle, \$20 general Admission  
 CONTACT: (386) 341-8097  
 EMAIL: james@turkeyrun.com

# Our Sponsors


Free Towing with Major Work



## TRANSMASTERS

Transmission Repair  
Foreign and Domestic  
**321-725-9950**  
1465 Clearmont Street  
Palm Bay, FL 32905

Performance Transmissions **Bill Boydston** Complete Driveline **Dave Sadhoo**



## Ben Donhoff Automotive

TUNE-UPS - BRAKES - GENERAL REPAIRS

MOPAR PERFORMANCE PARTS

1576 CYPRESS AVE.  
MELBOURNE, FL 32935

254-8100



## CHRYSLER DODGE JEEP

840 S. Harbor City Blvd, Melbourne, FL 32901  
**321-724-6611**



Special Parts Discounts for Club Members  
Chrysler-Dodge-Jeep-Suzuki-Isuzu Truck  
[www.gatorchrysler.net](http://www.gatorchrysler.net)

# FARLOW AUTOMOTIVE

COMPLETE AUTO & TRUCK REPAIR • FOREIGN & DOMESTIC  
SERVING BREVARD OVER 30 YEARS • ASE CERTIFIED TECHNICIANS



**GARY FARLOW**  
Visit Us At [FarlowAutomotive.com](http://FarlowAutomotive.com)


500 S. WICKHAM RD **321-724-8888**  
W. MELBOURNE, FL 32904

ASE CERTIFIED


MAP ON BACK

# BED ROCK TRANSMISSIONS

BY BILL BOYDSTON  
MODEL YEARS 1935 TO 1990  
DIVISION OF TRANSMASTERS



SHOP (321) 431-9534 MILD TO WILD



## Terrance Gaskin

Store Manager

1505 Palm Bay Rd  
Melbourne, FL 32905-3844

W: (321)724-4879  
W2: (321)821-9454  
F: (321)723-5568



## Sunshine Realty

**Julie Schooler**  
BROKER  
Cell: 321-412-0245  
[Julie@sunshinemangers.com](mailto:Julie@sunshinemangers.com)

**Roger Bukowski**  
REALTOR®  
Cell: 321-243-4952  
[Rbukowski50@gmail.com](mailto:Rbukowski50@gmail.com)