



Photo credit: The Greater Key West Chamber of Commerce

# Dashboard Trends | December 2025

January 6, 2026

The Greater Key West Chamber of Commerce





Photo credit: The Greater Key West Chamber of Commerce



# The Greater Key West Chamber of Commerce Dashboards | December 2025

## Table of Contents

<b>KEY WEST HOTEL MONTHLY UPDATE</b>	3
<b>MONROE COUNTY BED TAX</b>	5
<b>KEY WEST (DAC I) BED TAX COLLECTION</b>	7
<b>KEY WEST PORT OPERATIONS   Number of Cruise Ship Passenger Arrivals</b>	9
<b>KEY WEST INTERNATIONAL AIRPORT   Passenger Arrivals</b>	11
<b>KEY WEST PORT OPERATIONS   Number of Ferry Passenger Arrivals</b>	13
<b>MONROE COUNTY TOURISM &amp; RECREATION TAXABLE SALES</b>	15
<b>MONROE COUNTY   State Sales Tax Collections</b>	17

(Due to different delivery dates, this report reflects all data available through January 6, 2026)

# KEY WEST HOTEL MONTHLY UPDATE


---

## **December Monthly Dashboard**



# Key West Hotel Data | Monthly Update



	Occupancy Rate		Average Daily Rate		Percent Changes from 2024	
	2025	2024	2025	2024	Occupancy	ADR
November	78.5%	78.7%	\$333.78	\$337.88	-0.2 percentage points	-1.2%
YTD	76.9%	76.5%	\$339.65	\$351.78	+0.4 percentage points	-3.5%

## Occupancy Rate | Key Observations:

- The November 2025 Key West Hotel Occupancy Rate was 78.5%, which was on par when compared to the same month in 2024 (-0.2% percentage points). The November 2024 Key West Hotel Occupancy rate was 78.7%.
- The Year-to-Date Average Monthly Occupancy Rate (January-November 2025) is 76.9%, which is also consistent (+0.4% percentage points) with the same time frame in 2024.

## Average Daily Rate | Key Observations:

- The November 2025 Key West Hotel Average Daily Rate was \$333.78 which was slightly down by -1.2 percentage points from November 2024 (\$337.88).
- The Year-to-Date Average Daily Rate (January-November 2025) is \$339.65, which was down by -3.5% within the same timeframe in 2024 (\$351.78).

# MONROE COUNTY BED TAX BY DAC

---

**December Monthly Dashboard**

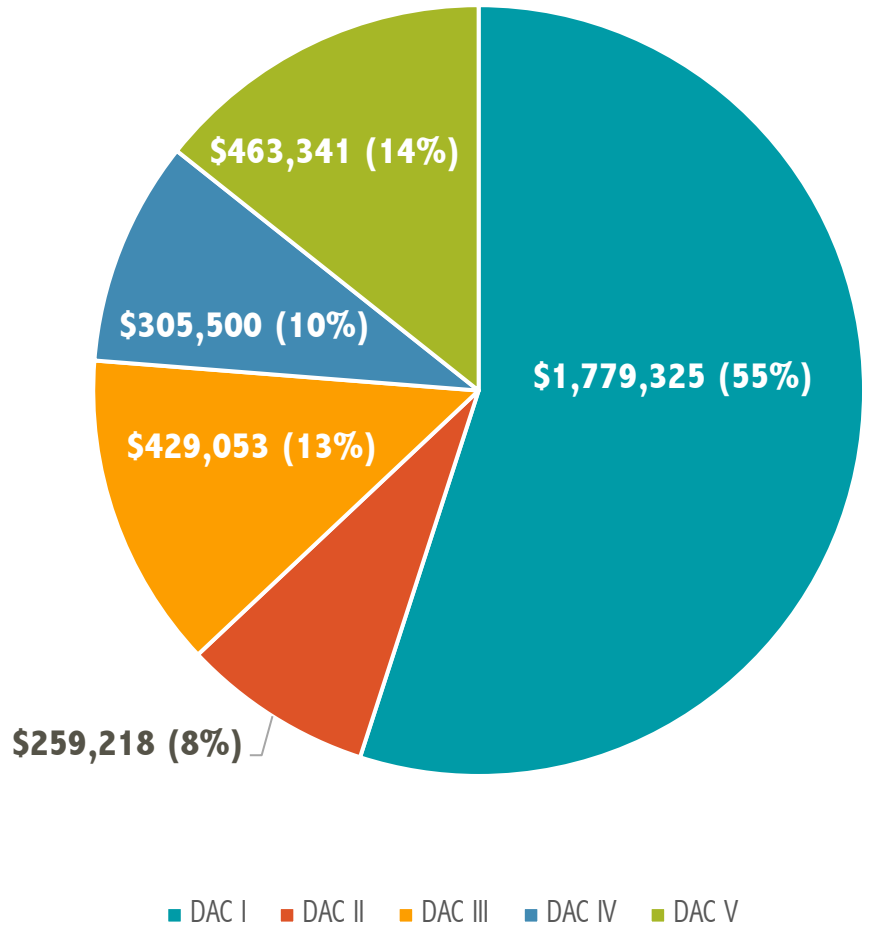
# Monroe County | Bed Tax by DAC

## October 2025



**Key Observations:**

- The total Bed Tax collected in Monroe Country (DAC I-V) October 2025 was \$3,236,437.
- DAC I (Key West) represents over half of monies collected, \$1,779,325 (55%), ten months into the year.



Note: Numbers Represent U.S. Dollars; rounded to the nearest dollar

(Source: Monroe County Tax Collector's Office)

# KEY WEST (DAC I) BED TAX COLLECTION

---

## **December Monthly Dashboard**

# Key West (DAC I) | Bed Tax Collection

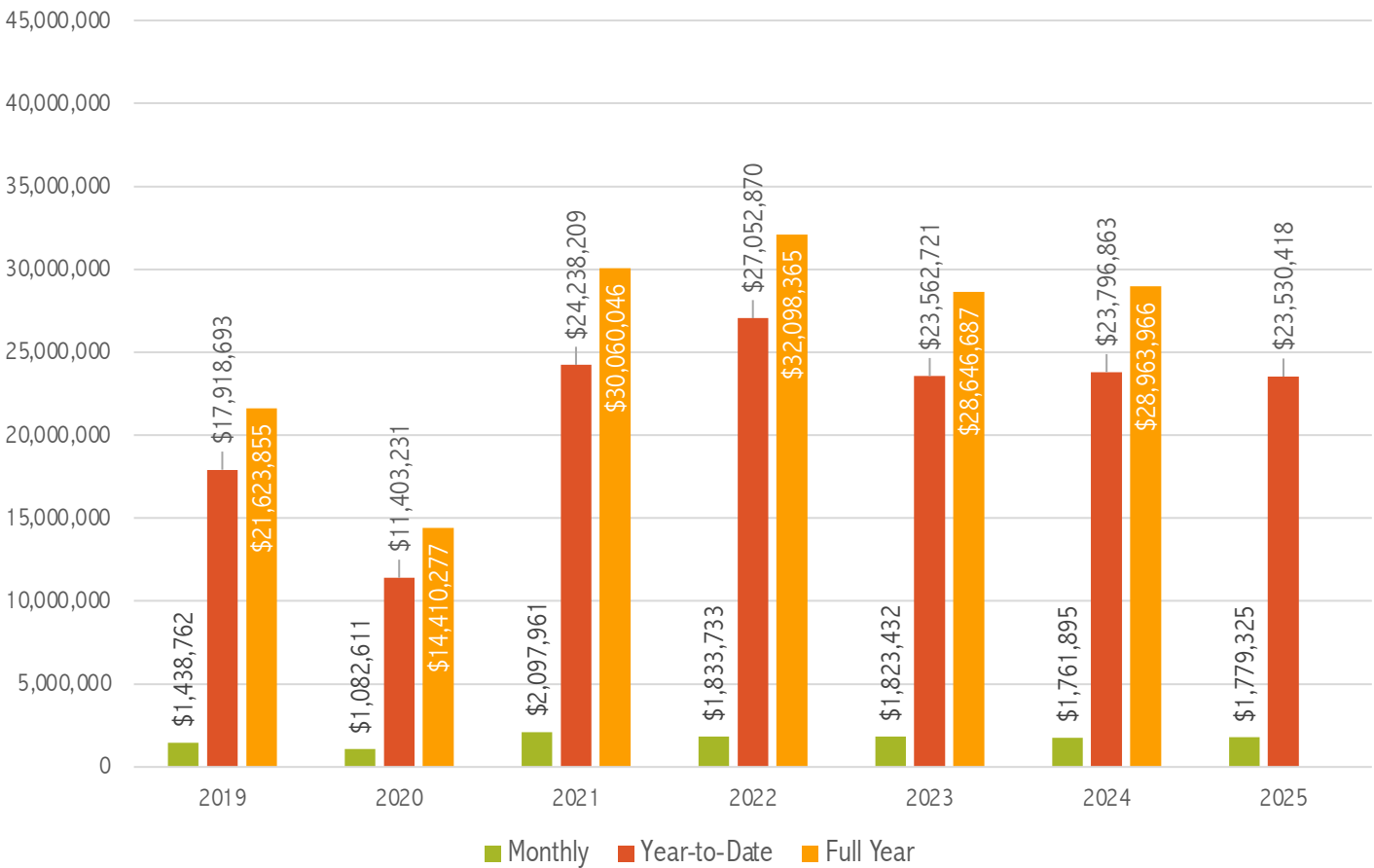
## Monthly, Year-to-Date, Full Calendar Year; 2019 – October 2025



### Key Observations:

- The total Bed Tax collected in Key West (DAC I) in October 2025 was \$1,779,325 which was consistent (+1.0%) with the same month in 2024 (October 2024, \$1,761,895).
- The total Bed Tax collected Year-to-Date (January – October) in Key West (DAC I) was \$23,530,418. This was consistent (-1.1%) with the same time frame in 2024 (January – October 2024).

### DAC I - Four Penny Promotional Bed Tax Collections



Note: Numbers Represent U.S. Dollars;  
rounded to the nearest dollar

(Source: Monroe County Tax Collector's Office)



# KEY WEST PORT OPERATIONS NUMBER OF CRUISE SHIP PASSENGER ARRIVALS

---

## **December Monthly Dashboard**

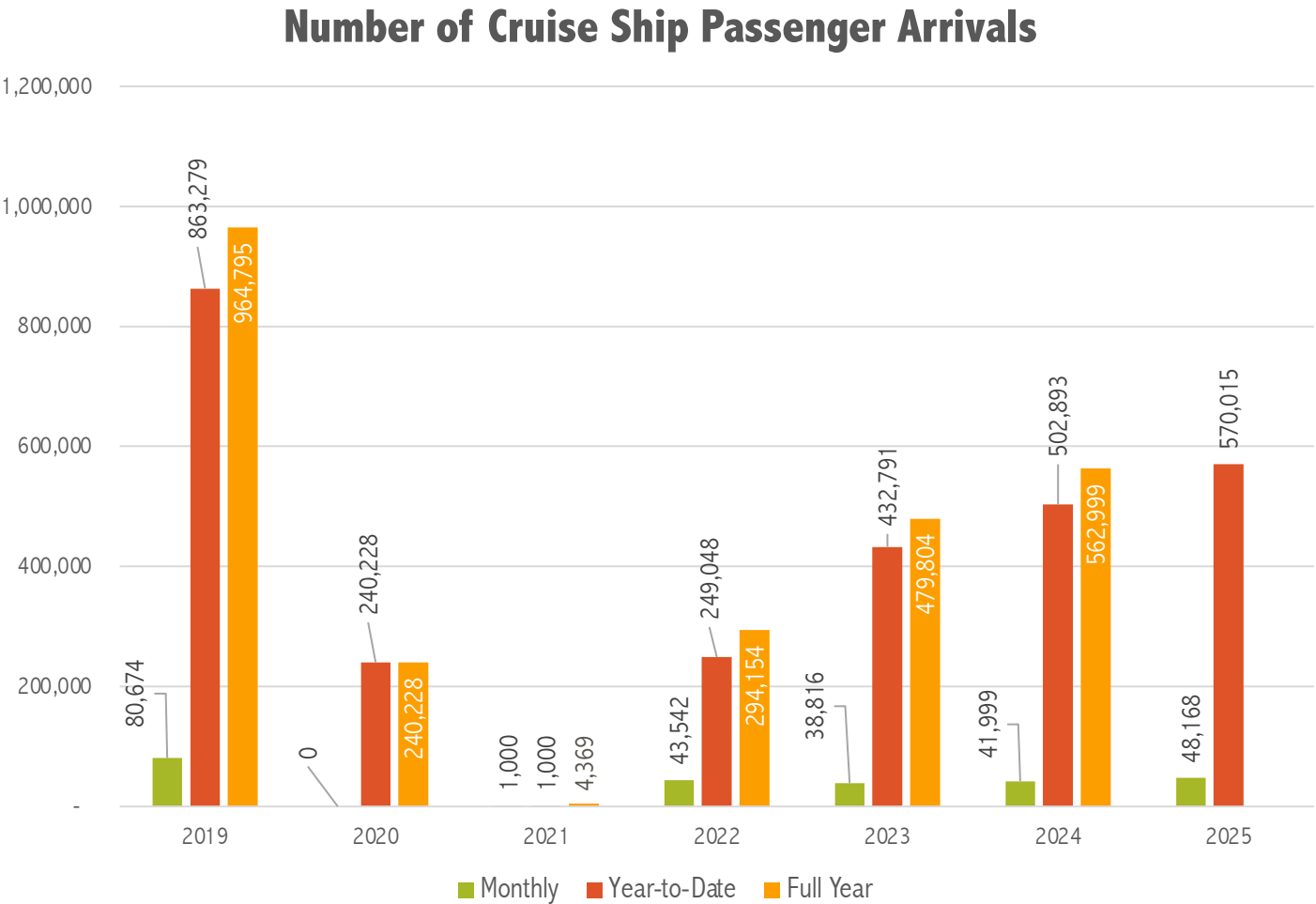
# Key West Port Operations | Number of Cruise Ship Passenger Arrivals

## Month, Year-to-Date, and Full Calendar Year Results; 2019 – November 2025



**Key Observations:**

- The November 2025 Cruise Ship Passenger arrivals were 48,168, which was a +14.7% increase compared to November 2024 (41,999).
- The Year-to-Date Number of Cruise Ship Passenger arrivals (January – November 2025) is 570,015, which is an increase of +13.4% in the same time frame in 2024 (502,893 January – November).



(Source: City of Key West Port Operations Office)

# KEY WEST INTERNATIONAL AIRPORT PASSENGER ARRIVALS

---

## **December Monthly Dashboard**

# Key West International Airport | Passenger Arrivals

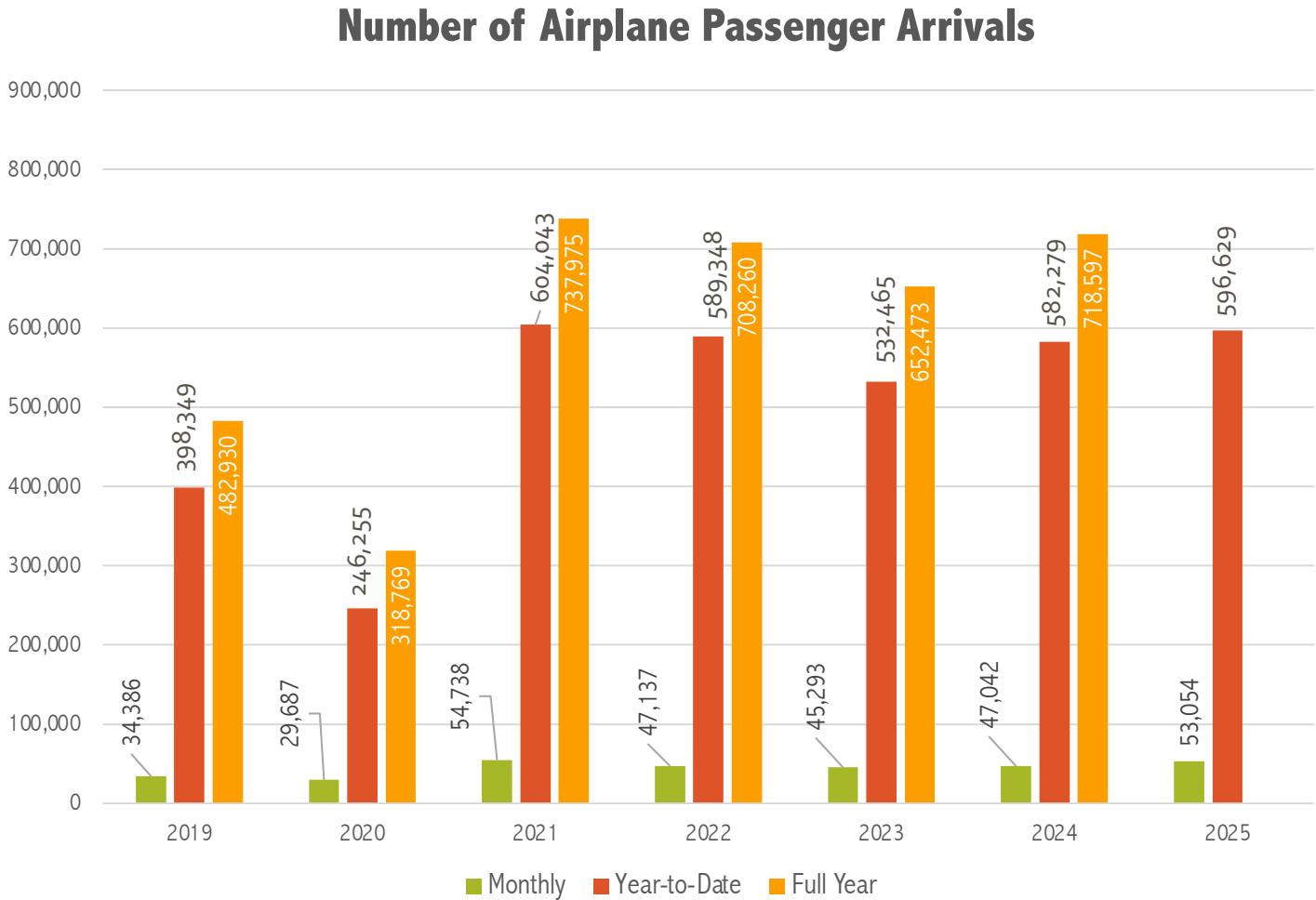
## Month, Year-to-Date, and Full Calendar Year Results; 2019 – October 2025



### Key Observations:

- The total October 2025 Passenger Arrivals at Key West International Airport was 53,054, which was a +12.8% increase over the same month in 2024 (October 2024, 47,042).
- The Year-to-Date Number of Passenger Arrivals at Key West International Airport (January – October 2025) was 596,629, which was a +2.5% increase over the same time frame in 2024 (582,279, January – October).

Note: November Key West Airport figures were not published at the time of this report.



(Source: Key West International Airport)

# KEY WEST PORT OPERATIONS NUMBER OF FERRY PASSENGER ARRIVALS

---

## **December Monthly Dashboard**

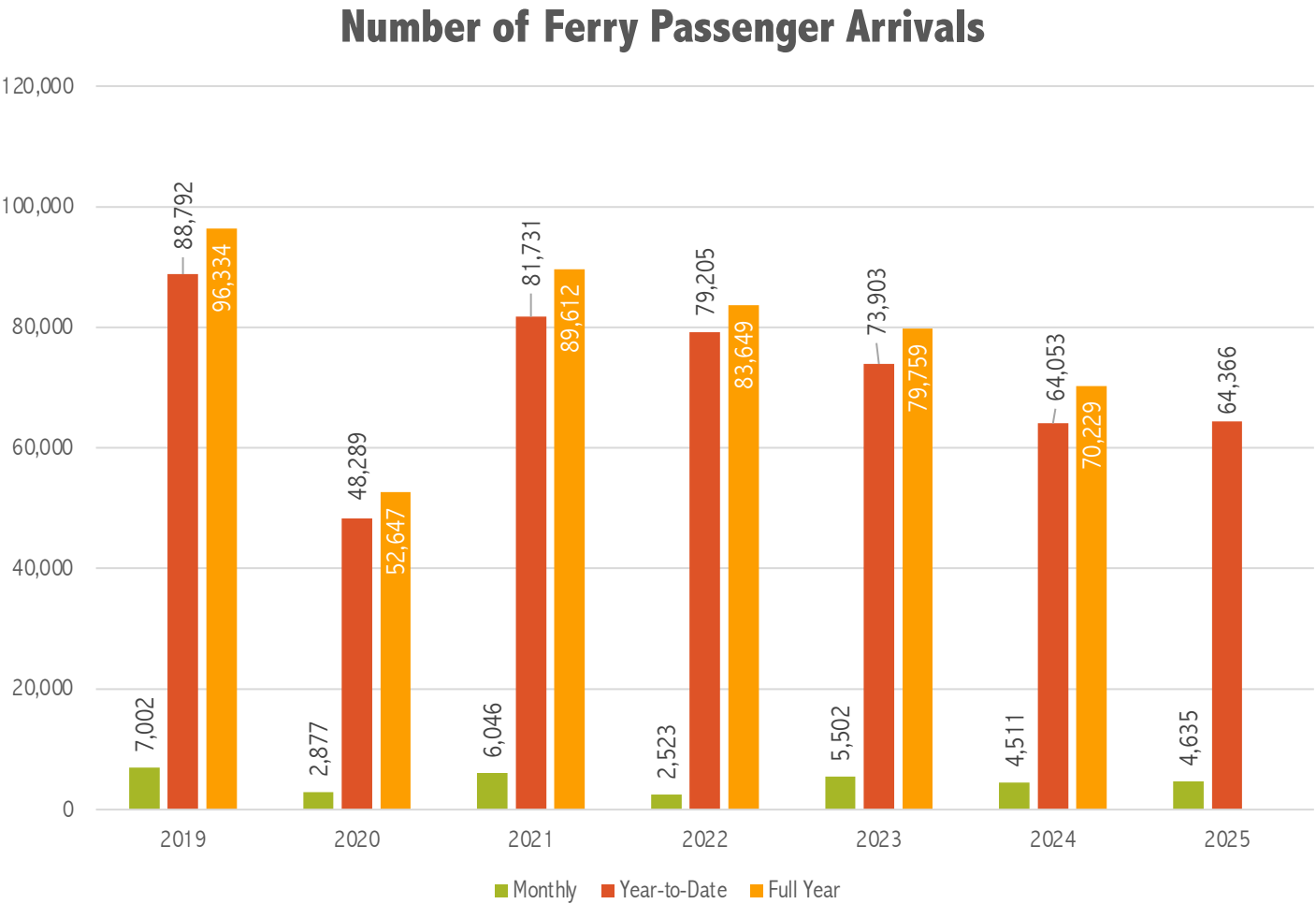
# Key West Port Operations | Ferry Passenger Arrivals

## Month, Year-to-Date, and Full Calendar Year Results; 2019 – November 2025



**Key Observations:**

- A total of 4,635 passengers arrived by Ferry in November 2025. This was a +2.8% increase from Ferry Passenger Arrivals in November of 2024 (4,511).
- The total Year-to-Date Passenger Arrivals (January- November 2025) were 64,366, which was a consistent (+0.5%) over the same time frame in November of 2024 (64,053).



(Source: City of Key West, Port & Marine Services)



# MONROE COUNTY TOURISM & RECREATION TAXABLE SALES

---

## **December Monthly Dashboard**

# Monroe County | Tourism and Recreation Taxable Sales

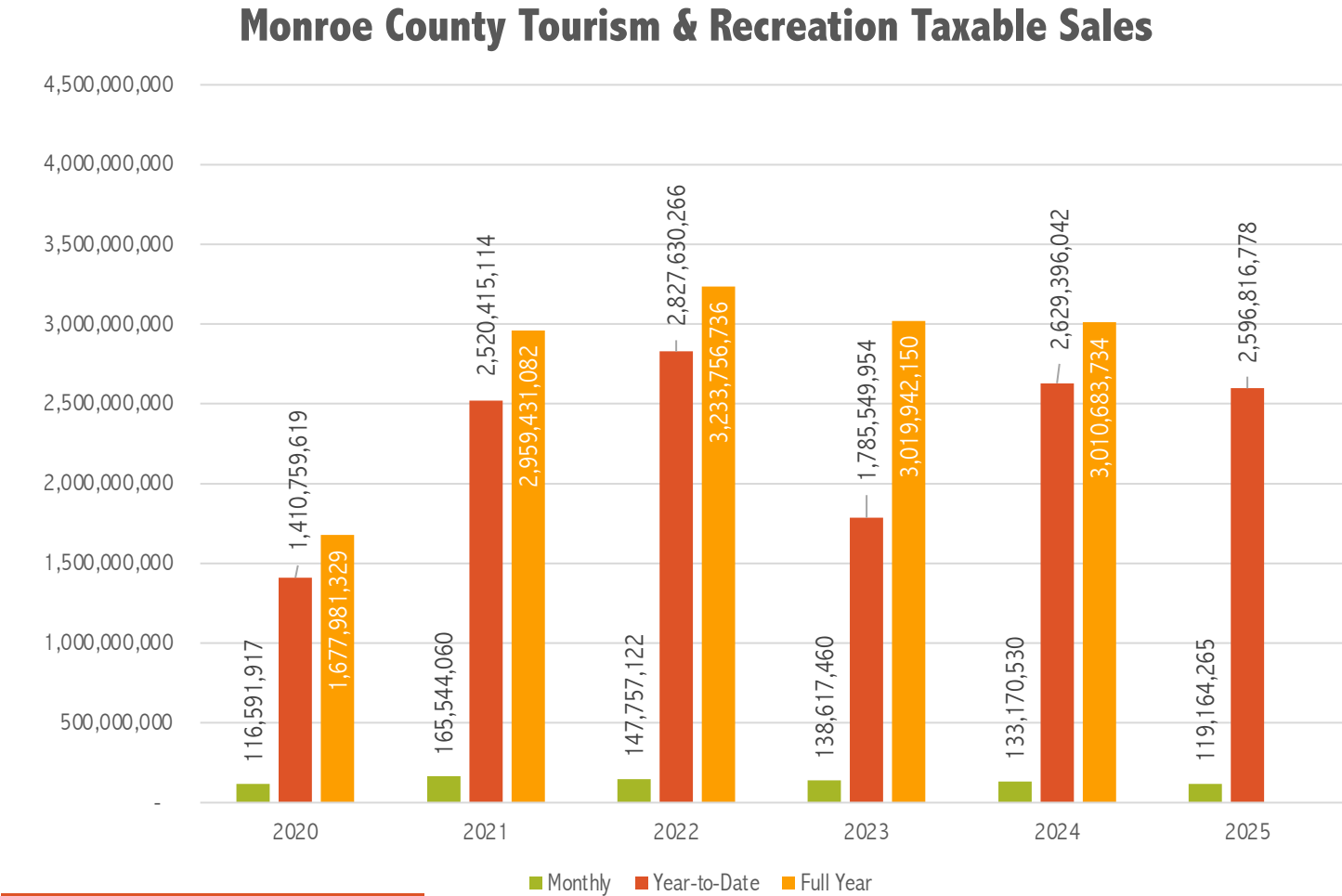
## Month, Year-to-Date, and Full Calendar Year Results; 2020 – October 2025



**Key Observations:**

- Monroe County Tourism & Recreation Taxable Sales for October of 2025 were \$119,164,265, which was a decrease (-10.5%) from October 2024 (\$133,170,530).

Note: November Monroe Country Sales Tax figures were not published at the time of this report.



Note: Numbers Represent U.S. Dollars; rounded to the nearest dollar

(Source: Florida Department of Revenue, Office of Research & Analysis)

# MONROE COUNTY STATE SALES TAX COLLECTIONS

---

## **December Monthly Dashboard**

# Monroe County | State Sales Tax Collections

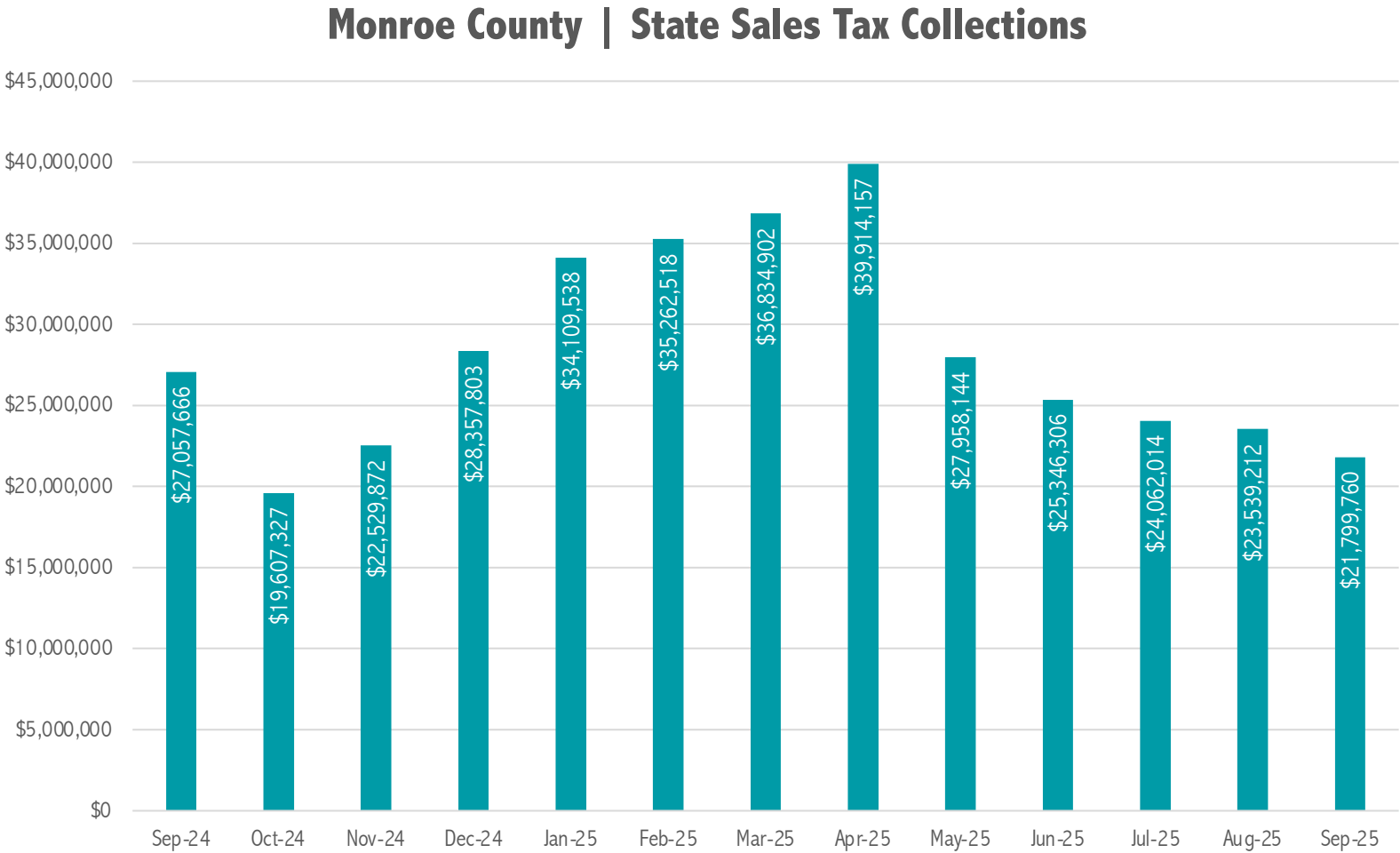
## September 2024 – September 2025



**Key Observations:**

- Monroe County State Sales Tax collected for the month of September 2025 was \$21,799,760 which was a -19.4% decrease from September 2024 (\$27,057,666).

Note: November State Sales Tax Collection figures were not published at the time of this report.



Note: Numbers Represent U.S. Dollars; rounded to the nearest dollar

(Source: Florida Department of Revenue, Office of Research & Analysis)

Photo credit: The Greater Key West Chamber of Commerce



## The Greater Key West Chamber of Commerce

*The mission of the Greater Key West Chamber of Commerce is to serve its members and support a viable economy for Key West.*

### **Kerry L. Baker**

Executive Director

The Greater Key West Chamber of Commerce

510 Greene Street, First Floor

Key West, FL 33040

(305) 294-2587

[membership@keywestchamber.org](mailto:membership@keywestchamber.org)

[www.KeyWestChamber.org](http://www.KeyWestChamber.org)