

Composite Gates Direct

Aluminium Gates Ruby Kingsway

Our Ruby Kingsway aluminium gate design is a popular choice for modern and contemporary homes, benefiting from a strong construction using 100x50mm box section with a choice of infill sections these gates are the perfect choice for trade installers and domestic homes.



Specification

- Aluminium 100x50mmx3mm frame
- Aluminium 100x20mm Infill boards
- Powder Coated Finish
- Any RAL Colour
- Mitre Jointed corners
- Suitable for Gate Automation
- Safe Design Hinges
- Matching Support Posts in Aluminium



Delivery & Packaging




Any RAL Colour - Powder Coated



UK Gate Assembly

Aluminium Gate Cleaner

Clean and protect your gates with our bespoke aluminium gate cleaner




Cheaper Budget Gates - Thin Profile



Our Strong Aluminium Profile Design



10 year Guarantee



Designed for Installers




Support




Composite Gates Direct

Aluminium Gates Ruby Kingsway



Swing Gate Design



Track Sliding Design