

# STORAGE & MATERIAL HANDLING

**HAND & PLATFORM TRUCKS**

**SERVICE & UTILITY CARTS**

**TRANSPORT TRUCKS**

**STORAGE CABINETS**

**SHELVING**

**LOCKERS**



# FIND THE TRUCK YOU NEED!

## Truck Type

## Features and Benefits

### Cube Trucks

Use these durable and versatile trucks for a variety of bulky, load-carrying tasks including waste collection, material transport and laundry handling. Available in four capacities. Find these on page 496.



### Tilt Trucks

These trucks maximize maneuverability and make it easy to dump contents. Ideal for handling bulky materials and loads that are medium to heavyweight. Insert wheels and the overall profile helps protect surroundings. Consider your need for the lid option. Find these on page 497.



### Platform Trucks

Accommodate loads of varying shapes and sizes aboard a high-capacity platform truck. Depending on what you're moving, you'll want to look at support—more when you're loading multiple, hard-to-balance items—less when loads are more well-balanced. Some platform trucks offer work-height surfaces. Find these on pages 487-488.



### Hand Trucks

Carry a surprisingly heavy load with ease and agility with a two-wheeled hand truck. Buy a model that's dedicated to this role, or combine functionality with a convertible truck that switches from a two-wheeled configuration to a four-wheeled platform. Find these on pages 486-487.



### Convertible Trucks

Change configurations to use one truck for multiple applications. Some versions combine removable shelving with a more open platform truck option. Others provide support alternatives that adjust to the loads you're transporting. Find these on page 489.





**A Stow & Go™ Cart** Lightweight aluminum frame folds down to the size of a briefcase, fitting under car seats and airplane overhead compartments. Features telescoping handle, retractable wheels and fold-up toeplate. Ships fully assembled. Manufacturer's limited lifetime warranty

ID No.	Capacity	Folded Size	Toe Plate Size	Shpg. Wt.	Unit	Price
1 SAF-4049 *	110 lbs	15¼ × 2½ × 25	15¼ × 11	8 lbs.	EA	

\* GREENGUARD Certified. Overall Dimensions: 15¼ × 16¼ × 39½

**B HideAway® Aluminum Hand Truck** Lightweight aluminum frame with a collapsible handle and fold-up steel toeplate fits easily in car or closet. Mobile on 6" diameter rubber tires on steel hub. Manufacturer's limited lifetime warranty

ID No.	Capacity	Folded Size	Toe Plate Size	Shpg. Wt.	Unit	Price
2 SAF-4061 *	2-Wheel Capacity: 250 lbs	15½ × 8 × 28¾	9 × 14	19 lbs.	EA	

\* GREENGUARD Certified. Overall Dimensions: 15½ × 16½ × 43½

**C Stow-Away® Collapsible Hand Truck** Lightweight aluminum frame. Folds flat for compact storage. Features telescoping handle, retractable wheels and fold-up toeplate. Solid rubber tires. Manufacturer's limited lifetime warranty.

ID No.	Capacity	Folded Size	Toe Plate Size	Shpg. Wt.	Unit	Price
<b>Medium Size</b>						
3 SAF-4062 *	275 lbs	19 × 2¾ × 28¾	11 × 19	12 lbs.	EA	
<b>Heavy-Duty</b>						
4 SAF-4055NC* *	500 lbs	23 × 3 × 39½	15 × 23	26 lbs.	EA	

\* GREENGUARD Certified.

SAF-4062—Overall Dimensions: 19 × 17¼ × 38¾

SAF-4055NC—Overall Dimensions: 23 × 24 × 50.

**D Tuff Truck™ Economy Hand Truck** P-Loop handle for easy maneuvering. Heavy-gauge tubular steel frame with welded joints for extra strength.

ID No.	Capacity	Toe Plate	Caster/Wheel Type	Shpg. Wt.	Unit	Price
5 SAF-4071 *	400 lbs	14 × 7	Two 8" Solid Rubber Ball Bearing Wheels	27 lbs.	EA	

\* GREENGUARD Certified. Overall Dimensions: 16 × 16¼ × 51½

**E Two-Wheel Steel Hand Truck** Steel stair glides. Continuous handle truck.

ID No.	Capacity	Toe Plate	Caster/Wheel Type	Shpg. Wt.	Unit	Price
6 SAF-4084R* *	500 lbs	8 × 14	Two 10" Solid Rubber Wheels	36 lbs.	EA	

\* GREENGUARD Certified. Overall Dimensions: 18 × 47.

**F Two-Way Convertible Hand Truck** Converts from two-wheel hand truck to four-wheel platform truck (two swivel casters). Power Grasp Handle™ grip with Therasoft Comfort treads. Welded steel construction designed for the toughest industrial environments.

ID No.	Capacity	Toe Plate	Caster/Wheel Type	Shpg. Wt.	Unit	Price
7 SAF-4086R* *	2-Wheel Capacity: 500 lbs; 4-Wheel Capacity: 600 lbs	8 × 14	Two 4" Casters, Two 10" Wheels	45 lbs.	EA	

\* GREENGUARD Certified. Overall Dimensions: 18 × 51.

**G HideAway® Convertible Truck** Folding collapsible hand truck and platform truck all in one. Aluminum platform extends more than 50%. Extendable steel handles. Features two 6" solid rubber wheels and two 3" solid rubber casters.

ID No.	Platform Size	Capacity	Caster/Wheel Type	Shpg. Wt.	Unit	Price
8 SAF-4050 *	15½ × 43 × 36	2-Wheel Capacity: 250 lbs; 4-Wheel Capacity: 400 lbs	Two 3" Casters, Two 6" Wheels	22 lbs.	EA	

\* GREENGUARD Certified.





**A 2-in-1 Multi-Position Hand Truck and Cart** Whether you are moving boxes or unloading the car, simply unfold and let this lightweight hand truck do all your heavy lifting. Easily converts from its flat storage position to a two-wheel upright hand truck or four-wheel cart with no pins or tools. The flat folding design makes it easy to store in a closet, the garage, or even the trunk of your car. 300 lbs weight capacity. Manufacturer's limited five-year warranty.

ID No.	Shpg. Wt.	Folded Size	Toe Plate Size	Color	Unit	Price
1 CSC-12222PBG1E*	18 lbs.	16 × 4¼ × 13¾	14½ × 6¼	Gray/ Green	EA	
2 CSC-12222BG01E*	18 lbs.	16 × 4¼ × 13¾	14½ × 6¼	Black/ Orange	EA	

\* Overall Dimensions: 16¾ × 12¾ × 49¼



**ADVANTUS.**

**B Multi-Cart® 8-in-1 Cart** Has the ability to unfold into eight different configurations! Cuts moving time and effort by 50%. Can be made into a furniture dolly, two-wheel hand truck, storage/transport caddy, platform cart or a hi-stacker.

ID No.	Platform Size	Capacity	Caster/Wheel Type	Shpg. Wt.	Unit	Price
3 AVT-86201	32½ × 17½ × 42½	500 lbs	Two 8" No-Flat Trac Rear Wheels, Two 4" Swivel Front Casters	26 lbs.	EA	



**C Utility Duty Home and Office Cart** Three-position handle moves upright for pushing, angles for pulling or folds flat for use as a dolly or for storage. Structural foam platform won't rust, dent or bend. Nonskid platform 35½" with handle flat. Manufacturer's limited one-year warranty.

ID No.	Platform Size	Capacity	Caster/Wheel Type	Shpg. Wt.	Unit	Price
4 RCP-440000	20½ × 32½	250 lbs	Four 3" Non-Marking Casters, Two Swivel	20 lbs.	EA	



**D Triple Trolley** User-friendly platform trolley efficiently transports bulky loads. Tri-position handle lets you push, pull or fold flat for compact storage. Rust-, dent- and chip-resistant; nonskid structural foam deck minimizes in-transit cargo movement. Manufacturer's limited one-year warranty.

ID No.	Color	W × D × H	Capacity	Shpg. Wt.	Unit	Price
5 RCP-4401 BLA	Black	20½" × 32½" × 7"	500 lbs.	46 lbs.	EA	



**E FoldAway™ Platform Trucks** Handle folds to just 10" high. Steel construction with non-skid platform surface, wrap-around vinyl protective bumper. Four large rubber casters (two swivel).

ID No.	Platform Size	Capacity	Caster/Wheel Type	Shpg. Wt.	Unit	Price
6 SAF-4078*	24 × 34 × 36	900 lbs	Four Rubber Casters (2 Swivel)	41 lbs.	EA	
7 SAF-4077*	18½" × 28½" × 32"	700 lbs	Four Rubber Casters (2 Swivel)	25 lbs.	EA	

\* GREENGUARD Certified.



MATERIAL HANDLING

17-FA-CU-RMP



**A Stow-Away® 1000 lb Platform Truck** Platform Truck features lightweight aluminum frame and decking. Handle unfolds to 40" working height; when folded, truck collapses to only 16" high for compact storage. Quick-release mechanism to unfold handle. 7" diameter solid rubber tires for easy transportation. Rated up to 1000 lbs.

ID No.	Platform Size	Capacity	Caster/Wheel Type	Shpg. Wt.	Unit	Price
1 SAF-4053NC*	24 x 39 x 40	1000 lbs	Four 7" Rubber Casters	42 lbs.	EA	

\* GREENGUARD Certified.



**B Heavy-Duty Platform Truck** Structural foam resin construction resists rust and corrosion. Variable, easy grip ergonomic steel handle reduces back and wrist strain. Textured deck surface reduces load slippage. Four molded-in tie-down slots for securing loads. Retainer clips prevent unintended handle removal. Manufacturer's limited one-year warranty.

ID No.	Platform Size	Capacity	Caster/Wheel Type	Shpg. Wt.	Unit	Price
2 RCP-443600BK	24 x 48	2000 lbs	Four 8" Casters (2 Swivel)	78 lbs.	EA	
3 RCP-4436-10 BLA*	24 x 48	1200 lbs	Four Casters (2 Swivel)	76 lbs.	EA	
4 RCP-4403 BLA	24 x 36	500 lbs	Four Casters (2 Swivel)	59 lbs.	EA	

**C Platform Truck** Spacious platform truck is ideal for moving larger, heavier loads. Duramold™ precision-engineered resin-metal composite structure delivers an excellent strength-to-weight ratio. Molded-in tie-down slots. Manufacturer's limited one-year warranty.

ID No.	Color	W x D x H	Capacity	Shpg. Wt.	Unit	Price
<b>Ergonomic Bent-Bar Handle</b>						
5 RCP-4471 BLA*	Black	30" x 60" x 7"	2000 lbs.	85 lbs.	EA	
6 RCP-4441 BLA*	Black	24" x 48" x 7"	2000 lbs.	76 lbs.	EA	
7 RCP-4406 BLA*	Black	24" x 36" x 7"	1000 lbs.	66 lbs.	EA	
<b>Standard Bar Handle</b>						
8 RCP-4466 BLA	Black	30" x 60" x 7"	2000 lbs.	82 lbs.	EA	

**D Convertible Platform Truck** Convertible truck provides three configurations in one: Platform, U-boat and Two-Shelf. Push-button conversion latch enables quick and easy transformations. Unique slide-lock latches prevent unintended handle removal.

ID No.	Platform Size	Capacity	Caster/Wheel Type	Shpg. Wt.	Unit	Price
9 RCP-4496 BLA*	24 1/4w x 61 1/2d x 42 1/2h	750 lb as cart; 1000 lb as platform	Two 5" TPR Fixed-Position Casters; Two 5" TPR Swivel Casters	100 lbs.	EA	

**E Side-Panel Platform Truck** Platform truck is ideal for moving small packages and materials. Heavy-duty wire side panels may be individually removed to accommodate bulky items. Side-panel cut-outs simplify loading and delivery.

ID No.	Platform Size	Capacity	Caster/Wheel Type	Shpg. Wt.	Unit	Price
10 RCP-4485 BLA*	24 1/4w x 44d x 41 1/2h	1200 lbs	Two 5" TPR Fixed-Position Casters; Two 5" TPR Swivel Casters	103 lbs.	EA	
11 RCP-4486 BLA*	24 1/4w x 56d x 41 1/2h	2000 lbs	Two 5" TPR Fixed-Position Casters; Two 5" TPR Swivel Casters	106 lbs.	EA	





**A A-Frame Panel Truck** Safely move bulky sheet and panel goods on this easy-to-manuever A-frame truck. Solid frame and side rail hold loads firmly in place. Duramold™ precision-engineered resin-metal composite structure. Manufacturer's limited one-year warranty.

ID No.	Color	W × D × H	Capacity	Shpg. Wt.	Unit	Price
1 RCP-4463BLA*	Black/Red	24 <sup>3</sup> / <sub>4</sub> " × 48" × 45"	2,000 lbs.	85 lbs.	EA	
<b>Convertible Design</b> —Quickly transforms into multiple truck and cart configurations.						
2 RCP-4465*	Black/Red	27 <sup>1</sup> / <sub>4</sub> " × 50 <sup>1</sup> / <sub>4</sub> " × 49 <sup>1</sup> / <sub>2</sub> "	2,000 lbs.	133 lbs.	EA	

**B Trades Cart** Four removable boxes plus two sliding storage bins hold assorted parts and hardware. Flat surface at an ergonomic height provides a convenient work area. Chip-, dent- and rust-resistant construction with molded-in wraparound handle and non-marking 5" casters. Manufacturer's limited one-year warranty.

ID No.	Finish	W × D × H	Shpg. Wt.	Unit	Price
<b>With Fully-Enclosed Locking Storage Compartment</b>					
3 RCP-6180-88 BLA*	Black/Red	19 <sup>1</sup> / <sub>4</sub> " × 38" × 33 <sup>3</sup> / <sub>4</sub> "	65 lbs.	EA	

**C Sheet/Panel Truck** Specialized truck simplifies transporting hard-to-handle materials and supplies. Secure-install rail frames support bulky sheet and panel goods and may be removed to accommodate convention crates and boxes. Duramold™ precision-engineered resin-metal composite structure. Manufacturer's limited one-year warranty.

ID No.	Color	W × D × H	Capacity	Shpg. Wt.	Unit	Price
4 RCP-4468BLA*	Black/Red	50 <sup>3</sup> / <sub>4</sub> " × 24 <sup>1</sup> / <sub>4</sub> " × 39 <sup>1</sup> / <sub>2</sub> "	2,000 lbs.	96 lbs.	EA	

**D Ladder Cart with Cabinet** Three-section cart adapts to worksite requirements—can be assembled for transporting long items. Centrally located, stepped-down ladder platform carries up to 6-ft. ladder without hitting walls, doorways or elevators. Square footprint offers optimal maneuverability. Unique vertical profile offers higher worksurface height for improved ergonomics. Storage cabinet provides lockable storage for safety and security (lock not included). Shelves feature molded-in tool and pipe holders; also features organizer tray. Molded-in handles. Powder-coated steel and structural foam construction. Manufacturer's limited one-year warranty.

ID No.	Finish	W × D × H	Shpg. Wt.	Unit	Price
5 RCP-9T58 BLA*	Black/Red	27" × 31 <sup>1</sup> / <sub>2</sub> " × 42"	80 lbs.	EA	

**E Two-Shelf Trades Cart** Top shelf provides worksurface at an ergonomic height. Four divided parts boxes, two storage bins. Molded-in wraparound handle with storage bin. Mounting bracket serves as a cord wrap. Non-marking, 5" casters for easy mobility. 180 lb. top shelf capacity and 150 lb. bottom shelf capacity. Manufacturer's limited one-year warranty.

ID No.	Finish	W × D × H	Shpg. Wt.	Unit	Price
6 RCP-618000BLA*	Black/Red	19 <sup>1</sup> / <sub>4</sub> " × 38" × 33 <sup>3</sup> / <sub>4</sub> "	52 lbs.	EA	

**F Five-Drawer Mobile Workcenter** Commercial grade plastic construction supports up to 250 lbs. Small-parts organizers on top and five multi-depth drawers store an assortment of items. Removable locking bar secures drawers and protects valuable contents. Casters allow easy maneuverability and are lockable for safety. Manufacturer's limited one-year warranty.

ID No.	Finish	W × D × H	Shpg. Wt.	Unit	Price
7 RCP-7734-88	Black/Red	32 <sup>1</sup> / <sub>2</sub> " × 20" × 33 <sup>1</sup> / <sub>2</sub> "	69 lbs.	EA	

**G Convertible Utility Cart** Simple push buttons and a foot pedal convert this innovative utility cart into a platform truck in seconds. Folds down to 10<sup>1</sup>/<sub>2</sub>" for compact storage and easy transport. Narrow profile design and two swivel casters make it easy to maneuver through tight spaces. Recessed top shelf. Extended bottom shelf. Rear locking casters. Ergonomic handle. Manufacturer's limited one-year warranty.

ID No.	Finish	W × D × H	Shpg. Wt.	Unit	Price
8 RCP-430000BK	Black/Red	23 <sup>3</sup> / <sub>4</sub> " × 45 <sup>1</sup> / <sub>4</sub> " × 34 <sup>1</sup> / <sub>2</sub> "	52 lbs.	EA	



Converts to a platform truck in seconds!

MATERIAL HANDLING

17-FA-CU-RMP



**A Heavy-Duty Utility Cart** Handy, durable utility cart features rust-, dent-, chip- and peel-proof structural foam construction. Ergonomically designed push handle provides optimum hand placement and push height improving control and worker safety. Molded-in storage compartments, holsters, hooks and notches. Rounded corners and shelf walls won't damage furniture and walls. Variable grip-height handle improves control and worker safety. Built-in tool holster and molded-in fittings allow for easy addition of pipes or rods. 750 lb. capacity. Manufacturer's limited one-year warranty.

ID No.	Color	W x D x H	Capacity	Shpg. Wt.	Unit	Price
1 RCP-452088BG	Beige	25 $\frac{1}{4}$ " x 44" x 39"	500 lbs.	41 lbs.	EA	
2 RCP-452088BK	Black	25 $\frac{1}{4}$ " x 44" x 39"	500 lbs.	59 lbs.	EA	
3 RCP-450088BG	Beige	17 $\frac{1}{2}$ " x 38 $\frac{1}{2}$ " x 38 $\frac{1}{2}$ "	500 lbs.	42 lbs.	EA	
4 RCP-450088BK	Black	17 $\frac{1}{2}$ " x 38 $\frac{1}{2}$ " x 38 $\frac{1}{2}$ "	500 lbs.	42 lbs.	EA	
<b>Flat Shelf</b> —5-inch TPR casters.						
5 RCP-4545 BLA*	Black	25 $\frac{1}{4}$ " x 54" x 36"	500 lbs.	42 lbs.	EA	
<b>Lipped Shelf</b>						
6 RCP-4520-10 BLA*	Black	25 $\frac{1}{4}$ " x 45 $\frac{1}{2}$ " x 37 $\frac{1}{2}$ "	500 lbs.	67 lbs.	EA	
<b>Lipped Shelf</b> —5-inch TPR casters.						
7 RCP-4546-10 BLA*	Black	25 $\frac{1}{4}$ " x 54" x 39 $\frac{1}{4}$ "	750 lbs.	74 lbs.	EA	
<b>Lipped Shelf</b> —8-inch pneumatic casters.						
8 RCP-4546 BEI*	Beige	26" x 55" x 33 $\frac{1}{4}$ "	750 lbs.	53 lbs.	EA	
9 RCP-4546 BLA	Black	26" x 55" x 33 $\frac{1}{4}$ "	750 lbs.	53 lbs.	EA	

**B Flat Shelf Utility Cart** Flat shelves provide a smooth worksurface and allow easy loading. Ergonomically designed push handle provides optimum hand placement and push height improving control and worker safety. Features molded-in storage compartments, holsters and hooks. Easy-access bottom shelf. 500 lb. capacity. Structural foam construction. Manufacturer's limited one-year warranty.

ID No.	Finish	W x D x H	Shpg. Wt.	Unit	Price
10 RCP-452500BG	Beige	25 $\frac{1}{4}$ " x 44" x 38 $\frac{1}{2}$ "	41 lbs.	EA	
11 RCP-452500BK	Black	25 $\frac{1}{4}$ " x 44" x 38 $\frac{1}{2}$ "	41 lbs.	EA	
12 RCP-450500BG	Beige	19 $\frac{1}{2}$ " x 37 $\frac{1}{2}$ " x 33 $\frac{1}{2}$ "	31 lbs.	EA	
13 RCP-450500BK	Black	19 $\frac{1}{2}$ " x 37 $\frac{1}{2}$ " x 33 $\frac{1}{2}$ "	30 lbs.	EA	

**C Service/Utility Carts** Structural foam construction. Two tray-style shelves securely hold contents. 300 lb. capacity. Molded-in handle with convenient storage compartments. Easy assembly. Manufacturer's limited one-year warranty.

ID No.	Finish	W x D x H	Shpg. Wt.	Unit	Price
14 RCP-9T6700BLA	Black	24" x 40" x 31 $\frac{1}{2}$ "	43 lbs.	EA	
15 RCP-9T6600BLA	Black	17" x 38" x 31"	31 lbs.	EA	

**D Utility Cart** Ideal for offices and foodservice establishments. Comfortable handles. Molded-in top-shelf storage compartment. Enclosed on two sides. Manufacturer's limited one-year warranty.

ID No.	Color	W x D x H	Capacity	Shpg. Wt.	Unit	Price
16 RCP-3355-88 PLA	Platinum	32" x 18" x 37 $\frac{1}{2}$ "	300 lbs.	35 lbs.	EA	

**E Open Sided Utility Cart** Sized to carry large loads and reduce return trips. Open on all sides for easy loading. Rounded corners won't damage walls. Upscale appearance is ideal for institutional, warehouse or front office use. Large textured shelves hold a variety of equipment and supplies. Durable, structural web construction resists scratches, chips and rust. Lightweight, and easy to handle with quiet, nonmarking casters. Comfortable rounded handles. Manufacturer's limited one-year warranty.

ID No.	Finish	W x D x H	Shpg. Wt.	Unit	Price
17 RCP-409100BLA	Black	40 $\frac{1}{2}$ " x 20" x 37 $\frac{1}{2}$ "	44 lbs.	EA	
18 RCP-409100CM	Off-White	40 $\frac{1}{2}$ " x 20" x 37 $\frac{1}{2}$ "	44 lbs.	EA	
19 RCP-409600BLA*	Black	40 $\frac{1}{2}$ " x 20" x 51"	52 lbs.	EA	

**F Utility Bin** Capacity-maximizing design provides plenty of storage space. Molded-in top handle and bottom grip deliver hassle-free portability. Smooth, easy-to-clean surface simplifies maintaining workstation neatness.

ID No.	Compartments	Color	W x D x H	Qty.	Unit	Price
<b>4 Gal</b>						
20 RCP-3354-88 BLA	1	Black	17" x 12 $\frac{1}{2}$ " x 10 $\frac{1}{2}$ "	1	EA	

**G Optional Utility Cart Refuse/Utility Bin** Easy-to-integrate refuse/utility bin enhances your ability to multitask with your cart. Convenient top handles and bottom grip simplify emptying tasks. Smooth surfaces help streamline post-use cleaning. Manufacturer's limited one-year warranty.

ID No.	Color	Capacity	W x D x H	Unit	Price
21 RCP-3353-88 BLA	Black	8 gal	17" x 12" x 22"	EA	



**A Three-Shelf Service Cart** Versatile; for audio/video, filing, food service. Shelves feature ¼" lip on three sides and one flat side for easy loading. Brushed aluminum uprights, dual molded handles. Manufacturer's limited one-year warranty.

ID No.	Finish	W x D x H	Shpg. Wt.	Unit	Price
1 RCP-3424-88 BLA	Black	18¾" x 33¾" x 37¾"	30 lbs.	EA	
2 RCP-342488PM	Platinum	18¾" x 33¾" x 37¾"	30 lbs.	EA	
<b>Open Ends</b>					
3 RCP-3424-88 RED	Red	18¾" x 33¾" x 37¾"	30 lbs.	EA	
4 RCP-3424-88 OWH	Off-White	18¾" x 33¾" x 37¾"	30 lbs.	EA	

**B Executive Service Cart** Sleek, contemporary styling with 20% more top-shelf capacity is ideal for front or back of house applications. Durable 100 lb. capacity per shelf construction with wrap-around end panels and solid base bumper. Smooth surface is easier to clean and maintain. Simple to assemble with easy snap-and-lock construction. Manufacturer's limited one-year warranty.

ID No.	Finish	W x D	Shpg. Wt.	Unit	Price
5 RCP-9T6800BK	Black	20¾" x 38¾"	31 lbs.	EA	

**C Three-Shelf Service Cart with Brushed Aluminum Uprights** Ideal for office use. Shelves have one flat side for easy loading; lip on three sides. Easy to assemble. Manufacturer's limited one-year warranty.

ID No.	Finish	W x D x H	Shpg. Wt.	Unit	Price
6 RCP-9T6571BG	Beige	16¾" x 31½" x 36"	36 lbs.	EA	

**D Xtra™ Equipment Cart** For use in hospitals, health care centers, labs and hotels/motels. Sized to carry large loads. Rounded corners won't damage walls. Manufacturer's limited one-year warranty.

ID No.	Color	W x D x H	Capacity	Shpg. Wt.	Unit	Price
7 RCP-4095 BLA	Black	20¾" x 40¾" x 37¾"	300 lbs.	52 lbs.	EA	

**E Xtra™ Utility Cart** Sized to carry large loads and reduce return trips. Rounded corners won't damage walls. Upscale appearance is ideal for institutional, warehouse or front office use. Manufacturer's limited one-year warranty.

ID No.	Color	W x D x H	Capacity	Shpg. Wt.	Unit	Price
<b>Enclosed On Three Sides</b>						
8 RCP-4093 BLA	Black	20" x 40¾" x 37¾"	300 lbs.	50 lbs.	EA	
9 RCP-4093 CRE	Off-White	20" x 40¾" x 37¾"	300 lbs.	50 lbs.	EA	

**F Xtra™ Instrument Cart** For use in hospitals, health care centers, labs and hotels/motels. Transports instruments and supplies. Three smooth, easy-to-clean shelves, sliding top drawer and two molded handles. Manufacturer's limited one-year warranty.

ID No.	Color	W x D x H	Capacity	Shpg. Wt.	Unit	Price
<b>Locking Storage Compartment</b>						
10 RCP-4094 GRA	Gray	20" x 40¾" x 37¾"	300 lbs.	55 lbs.	EA	

**Also Consider:**

ID No.	Description	Qty.	Unit	Price
11 RCP-4094-L1 BLA*	2-Door Kit with Lock	1	EA	

**G Utility Cart with Locking Doors** Two-shelf cart with a sliding drawer beneath the top shelf and two locking doors beneath the bottom shelf. Interior cabinet area: 24w x 17d x 12h. Ergonomic dual handles and 4" nonmarking swivel casters. Includes keys. Heavy-duty polypropylene. Manufacturer's limited one-year warranty.

ID No.	Finish	W x D x H	Shpg. Wt.	Unit	Price
12 RCP-345700BLA	Black	33¾" x 18¾" x 37¾"	45 lbs.	EA	



MATERIAL HANDLING





**SAFCO**

**A Economy Mobile Computer/Projector Stand** Locking cabinet for secure equipment storage. Scratch-resistant melamine finish. Ideal for projectors and laptops. Tilting, 18 $\frac{1}{4}$ "w x 19 $\frac{3}{4}$ "d projector shelf adjusts in 1" increments from 20" to 29" high and also features containment ridge. Removable 12"w x 17"d document shelf can be used on either side. Locking cabinet measures 18 $\frac{1}{4}$ "w x 18 $\frac{3}{4}$ "d x 14 $\frac{3}{4}$ "h. Open compartment below adjustable shelf for storage. Four casters (two locking). Manufacturer's limited lifetime warranty.

ID No.	Finish	W x D x H	Shpg. Wt.	Unit	Price
1 SAF-8927BL*	Black	19 $\frac{1}{2}$ " x 20 $\frac{1}{2}$ " x 30"	49 lbs.	EA	

**VERTIFLEX**

**B Adjustable Multi-Use Storage Cart and Stand-Up Workstation** Heavy-duty, metal construction with a removable MDF top tray. Center two baskets are adjustable in height. Can be configured with four bins as a standing laptop station, three bins for desk-side storage, or two bins for underdesk use. Rolls smoothly on four casters, two locking. Manufacturer's limited 90-day warranty.

ID No.	Finish	W x D x H	Shpg. Wt.	Unit	Price
2 VRT-VF51025*	Gray	14 $\frac{3}{4}$ " x 17" x 39"	24 lbs.	EA	

**SAFCO**

**C Steel Book Cart** Mobilize your books, magazines or research collections. Sturdy steel all welded construction with four casters (two locking) for easy mobility. No assembly required. Manufacturer's limited lifetime warranty.

ID No.	Finish	W x D x H	Shpg. Wt.	Unit	Price
3 SAF-5358SA	Sand	36" x 14 $\frac{1}{2}$ " x 43 $\frac{1}{2}$ "	46 lbs.	EA	

**D Wire Utility Cart** Transport and store materials safely and efficiently with wire utility carts. Each shelf holds up to 200 lbs. Shelves conveniently adjust in 1" increments. Rolls smoothly on four, 3" nylon casters. Plastic liners for each shelf help prevent contents from being damaged. Manufacturer's limited lifetime warranty.

ID No.	Finish	W x D x H	Shpg. Wt.	Unit	Price
4 SAF-5338BL*	Black	43 $\frac{3}{4}$ " x 19 $\frac{1}{4}$ " x 40 $\frac{1}{2}$ "	37 lbs.	EA	
5 SAF-5337BL*	Black	43 $\frac{3}{4}$ " x 19 $\frac{1}{4}$ " x 40 $\frac{1}{2}$ "	29 lbs.	EA	

\* GREENGUARD Certified.

**ALERA.**

**E Carry-all Cart/Mail Cart** 7" deep top basket can accommodate letter- or legal-size files with included adjustable file rods. Sturdy bottom basket with 4" raised sides. Heavy-duty metal tube and wire construction resists scratches and withstands constant use. Snaps together in minutes without tools. Shelf and basket height adjustable in 1" increments. Manufacturer's limited five-year warranty.

ID No.	Finish	W x D x H	Shpg. Wt.	Unit	Price
6 ALE-MC3518SR	Silver	34 $\frac{3}{4}$ " x 18" x 39 $\frac{1}{2}$ "	29 lbs.	EA	

**SAFCO**

**F Mobile Beverage Cart** Suitable for lobbies, meeting spaces, breakrooms and conference rooms. Melamine top features 1 $\frac{1}{2}$ " high wire rails to help prevent accidental spills. Locking cabinet features one adjustable, 29"w x 16 $\frac{1}{2}$ "d steel shelf. 8 $\frac{3}{4}$ " high open storage area. Mobile on 3 $\frac{1}{2}$ " casters (two locking). Manufacturer's limited lifetime warranty.



ID No.	Finish	W x D x H	Shpg. Wt.	Unit	Price
7 SAF-8964BL	Black	33 $\frac{1}{2}$ " x 21 $\frac{1}{2}$ " x 43"	91 lbs.	EA	

**G Mobile Refreshment Center** Compact, yet offers ample storage for your day-to-day breakroom supplies and meeting spaces. Refreshment center features  $\frac{3}{4}$ " wood laminate construction and double-door design with a fixed interior shelf. Heat-resistant countertop has a 1 $\frac{1}{4}$ " raised lip to contain spills. Manufacturer's limited lifetime warranty.


ID No.	Finish	W x D x H	Shpg. Wt.	Unit	Price
8 SAF-8953MH*	Mahogany	23" x 18" x 31"	78 lbs.	EA	

\* Contains 80% total recycled content.

**VERTIFLEX**

**A Refreshment Stand** Big enough to accommodate a microwave or coffee maker and kitchen supplies. Double silver steel doors each have three built-in shelves for frequently used items. Internal shelving can accommodate larger items. Finished in stain- and scratch-resistant laminate. Manufacturer's limited 90-day warranty.  

ID No.	Finish	W x D x H	Shpg. Wt.	Unit	Price
1 VRT-35157*	Black/White	29½" x 21" x 33"	100 lbs.	EA	


**B Click-N-Fold Dual Handle Service Cart** Chrome service cart has three shelves. Dual handles allow for easy movement of cart. Convenient folding design for easy storage when not in use. Folds open and closed with the touch of a button. Requires almost no assembly, just attach casters and go. Manufacturer's limited 90-day warranty. 

ID No.	Finish	W x D x H	Shpg. Wt.	Unit	Price
2 VRT-VF51008*	Chrome	18¾" x 23¾" x 36¾"	14 lbs.	EA	

**C Countertop Serving Cart** Perfect for the office, breakroom, or home. Three drawers provide additional storage space for tools or supplies. Two large metal shelves hold a variety of items. Durable steel frame with attractive silver powder coat finish. Rolls smoothly on 3" industrial casters, two locking. Solid wood top and MDF drawers. Countertop surface measures 35½" W x 19¾" D. Manufacturer's limited 90-day warranty. 

ID No.	Finish	W x D x H	Shpg. Wt.	Unit	Price
3 VRT-VF53039*	Silver/Brown	35½" x 19¾" x 34¾"	66 lbs.	EA	

**ALERA.**

**D Wire Shelving Three-Tier Rolling Cart** Sturdy and solid wire cart for mobile shelving needs. Includes four casters (two locking). Black Anthracite finish for wet and dry usages. Shelves adjust in 1" increments. 500 lbs. total weight capacity. Manufacturer's limited five-year warranty. 

ID No.	Finish	W x D x H	Shpg. Wt.	Unit	Price
--------	--------	-----------	-----------	------	-------

**Four 4" Casters**—Two wire shelves, one wire basket, three shelf liners, four 35" poles and one pull handle.




4 ALE-SW543018BA *	Black Anthracite	34" x 18" x 40"	41 lbs.	EA	
--------------------	------------------	-----------------	---------	----	--

**Four 3" Casters**—Two wire shelves, one wire basket, four poles and one pull handle.

5 ALE-SW342416BA *	Black Anthracite	28" x 16" x 39"	26 lbs.	EA	
--------------------	------------------	-----------------	---------	----	--

\* Meets or exceeds ANSI/BIFMA Standards.

**SAFCO**

**E Scoot™ Three Shelf Utility Cart** Built from pure steel, this cart features a unique hole pattern design and 3" over-sized casters (two locking). Accessible handle for easy maneuverability. Powder coat finish for durability. Rated up to 300 lbs. (100 lbs. per shelf). Manufacturer's limited lifetime warranty.   

ID No.	Finish	W x D x H	Shpg. Wt.	Unit	Price
6 SAF-5339BL *	Black/Silver	31" x 18" x 38"	50 lbs.	EA	

\* GREENGUARD Certified.

**tensco**  
Storage Made Easy

**F Two-Shelf Metal Cart** 3¾" tray lip reverses to a flat top.   

ID No.	Finish	W x D x H	Shpg. Wt.	Unit	Price
7 TNN-SC-2436* *	Gray	24" x 36" x 32"	49 lbs.	EA	

\* SCS Indoor Advantage Gold Certified. Contains 19% post-consumer recycled content, 25% total recycled content.



MATERIAL HANDLING



**A Collapsible X-Cart** Collapsible carts are sturdy enough to transport items where they need to go. Strong, powder-coated stainless steel frame. Compact carts reduce by 75% when collapsed, minimizing storage space. Manufacturer's limited one-year warranty.

ID No.	Finish	W x D x H	Shpg. Wt.	Unit	Price
<b>8 Bushel Cart</b>					
1	RCP-1881750	Black/Silver	24 $\frac{1}{16}$ " x 35 $\frac{1}{16}$ " x 34"	27 lbs.	EA
<b>4 Bushel Cart</b>					
2	RCP-1881749	Black/Silver	20 $\frac{1}{8}$ " x 24 $\frac{1}{8}$ " x 34"	21 lbs.	EA
<b>2-4 Bushel Cart</b>					
3	RCP-1881781	Black/Silver	24 $\frac{1}{16}$ " x 35 $\frac{1}{16}$ " x 34"	29 lbs.	EA

**Also Consider:**

ID No.	Description	Qty.	Unit	Price
4	RCP-1881782*	X-Cart Replacement Bag, 4 Bushel	1	EA
5	RCP-1881783*	X-Cart Replacement Bag, 8 Bushel	1	EA

**B Mobile Fabric Cleaning Cart Bag** Two-wheeled, telescoping tote-handle-equipped heavy-duty fabric bag may be used alone or with Rubbermaid® Commercial cleaning carts. Two-point hang-hook suspension system.

ID No.	Capacity	W x H	Qty.	Unit	Price
<b>For 9T61, 9T63, 9T64 Housekeeping Carts</b>					
6	RCP-6174 BLA*	30 gal	18 $\frac{1}{2}$ " x 35"	1	EA



**C Wire Laundry Cart** Make laundry a snap! Ideal for use in many applications, including dry cleaning and commercial laundry. Durable, vinyl dipped wire basket. Powder coated base with 5" non-marking polyurethane swivel casters. White, PVC top rim for durability and protection of walls and equipment. Manufacturer's limited 90-day warranty. ☒

ID No.	Color	W x D x H	Capacity	Shpg. Wt.	Unit	Price
<b>Small Wire Cart</b>						
7	RBT-R27BKXWA5UN*	Black	21" x 26" x 26 $\frac{1}{2}$ "	200 lbs.	35 lbs.	EA

**D Hamper** Collapsible sorting and collecting solution. Ideal for all applications from recycling to laundry and more. Bag is constructed of super-strong vinyl. Cleans up easily with a mild detergent. ☒

ID No.	Material	Color	W x D x H	Qty.	Unit	Price
8	RBT-R00GGXHBK*	Steel; Vinyl	Gray	15" x 16" x 30"	1	EA
9	RBT-R00RRXHBK*	Steel; Vinyl	Red	15" x 16" x 30"	1	EA

**E Enviro Hamper** Collapsible sorting and collecting solution. Ideal for all applications from recycling to laundry and more. Bag is constructed of super-strong vinyl and features a chasing arrow "recycle" logo for easy identification. Cleans up easily with a mild detergent. ☒

ID No.	Material	Color	W x D x H	Qty.	Unit	Price
10	RBT-R00BBXEK*	Steel; Vinyl	Blue	15" x 16" x 30"	1	EA
11	RBT-R00EEXEK*	Steel; Vinyl	Green	15" x 16" x 30"	1	EA



**A Cube Truck** Diamond caster pattern provides superior maneuverability. Great for waste collection, material transport and laundry handling. Optional lids sold separately. Manufacturer's limited one-year warranty.

ID No.	Color	Capacity	W x D x H	Unit	Price
1 RCP-4608 BLA	Black	59.8 gal/300 lbs.	26" x 38" x 28½"	EA	
2 RCP-461200BLA *	Black	12 cu. ft./400 lbs	42¾" x 28" x 33"	EA	
3 RCP-4614 BLA*	Black	105 gal/500 lbs.	31" x 44½" x 32½"	EA	
4 RCP-FG461600BLA *	Black	119.7 gal/500 lbs	31" x 43¾" x 37"	EA	
5 RCP-4619 BLA	Black	149.6 gal/600 lbs.	34¾" x 48" x 36½"	EA	

\* RCP-461200BLA—USDA Approved.  
RCP-FG461600BLA—USDA Meat & Poultry Equipment Group Listed.

**Also Consider:**

ID No.	Description	Qty.	Unit	Price
6 RCP-461300BLA*	Fits 12 cu. ft. Cube Truck	1	EA	
7 RCP-4609 BLA*	Fits 8 cu. ft. Cube Truck	1	EA	
8 RCP-4615 BLA*	Fits 14 or 16 cu. ft. Cube Truck	1	EA	
9 RCP-4617 BLA*	Fits 20 cu. ft. Cube Truck	1	EA	



**B Spring Lift** Convenient spring lift keeps work at a safe height. Heavy-duty vinyl protected platform. Powder-coated, flat attachment clip reduces wear on the top of the basket for added durability.

ID No.	Material	Color	Unit	Price
<b>24 x 36</b> —For use with 16 bushel carts.				
10 RBT-R16GGXSLN*	Steel; Vinyl	Gray	EA	
<b>22 x 32</b> —For use with 12 bushel carts.				
11 RBT-R12GGXSLN*	Steel; Vinyl	Gray	EA	
<b>18 x 30</b> —For use with 8 bushel carts.				
12 RBT-R08GGXSLN*	Steel; Vinyl	Gray	EA	
<b>16 x 26</b> —For use with 6 bushel carts.				
13 RBT-R06GGXSLN*	Steel; Vinyl	Gray	EA	

**C Permanent Liner Truck** Multi-use material handling carts for all markets. Mold-, mildew-, UV- and tear-resistant vinyl liner permanently riveted to frame. Kiln-dried hardwood base with 3" non-marking polyurethane swivel casters. Manufacturer's limited 90-day warranty.

ID No.	Color	W x D x H	Capacity	Shpg. Wt.	Unit	Price
<b>16 Bushels</b>						
14 RBT-R16GGPMA3UN	Gray	28" x 40" x 36½"	600 lbs.	40 lbs.	EA	
<b>12 Bushels</b>						
15 RBT-R12GGPMA3UN	Gray	26" x 36" x 34"	600 lbs.	36 lbs.	EA	
<b>8 Bushels</b>						
16 RBT-R08GGPMA3UN*	Gray	22" x 34" x 29½"	600 lbs.	34 lbs.	EA	
<b>6 Bushels</b>						
17 RBT-R06GGPMA3UN	Gray	20" x 30" x 27"	600 lbs.	27 lbs.	EA	

**D Basket Truck Handle** Ergonomic handle for all sizes of basket trucks. Easier pushing/pulling of loaded carts. Removable for use on multiple carts during a shift.

ID No.	Material	Color	Unit	Price
<b>5 x 17</b>				
18 RBT-R00BKXHN*	Steel	Black	EA	



**E Rotomolded Recycling Tilt Truck** Large capacity tilt truck is ideal as a central collection receptacle for recycling stations. Easy for one person to control and maneuver through narrow corridors or onto commercial elevators. Inset wheels protect walls and corners. Manufacturer's limited one-year warranty.

ID No.	Color	Capacity	W x D x H	Unit	Price
<b>Universal Recycling Symbol</b>					
19 RCP-1305-73 BLU *	Blue	101 gal/850 lbs.	28" x 60½" x 35½"	EA	

\* Contains 20% post-consumer recycled content.

**F Recycling Cube Truck** Professional-grade polyethylene system helps you collect waste, move materials or truck laundry. Metal frame provides solid support. Unique bin design conceals loads without affecting capacity. Manufacturer's limited one-year warranty.

ID No.	Color	Capacity	W x D x H	Unit	Price
20 RCP-461673BE *	Blue	120 gal/500 lbs	31" x 43¾" x 37"	EA	



\* Contains a minimum of 30% post-consumer recycled content.

17-FA-CU-RMP

MATERIAL HANDLING




**ROYAL**  
BASKET TRUCKS

**A Bulk Transport Truck** Convenient transport truck sports a lower cut-out for easy unloading/loading with less strain. Ideal for bulk linen collection and transportation. Tapered floor design with drain slots for efficient drainage/cleaning. Non-marking, heavy duty 6" polyurethane casters. Manufacturer's limited 90-day warranty.  

ID No.	Color	W x D x H	Capacity	Shpg. Wt.	Unit	Price
1	RBT-R48GRXBF6UN*	Gray 28" x 50½" x 66¾"	800 lbs.	157 lbs.	EA	
2	RBT-R36GRXBF6UN*	Gray 28" x 50½" x 54¾"	800 lbs.	114 lbs.	EA	
<b>Turnabout Truck</b> —Features two molded plastic shelves.						
3	RBT-R48GRXTP6UN*	Gray 28" x 50½" x 66¾"	800 lbs.	170 lbs.	EA	




**B Poly Truck** Durable truck designed with a seamless molded polyethylene body. Sturdy base with 4" non-marking polyurethane swivel casters allows for easy transportation. "Bolt-Through" body attachment. Smooth finish with rounded corners. Ships fully assembled. Carts nest together for easy shipping and storage. Manufacturer's limited 90-day warranty. 


ID No.	Color	W x D x H	Capacity	Shpg. Wt.	Unit	Price
<b>16 Bushels with Galvanized Steel Base</b>						
4	RBT-R16GRXPG4UN* *	Gray 32" x 44" x 35½"	800 lbs.	56 lbs.	EA	
<b>12 Bushels with Galvanized Steel Base</b>						
5	RBT-R12GRXPG4UN* *	Gray 30" x 40" x 33"	800 lbs.	48 lbs.	EA	
<b>8 Bushels with Galvanized Steel Base</b>						
6	RBT-R8GRXPGA4UN* *	Gray 26" x 38" x 28½"	800 lbs.	34 lbs.	EA	
<b>6 Bushels with Galvanized Steel Base</b>						
7	RBT-R6GRXPGA4UN* *	Gray 24" x 34" x 26"	800 lbs.	29 lbs.	EA	

\* FDA Compliant.




**C Produce Cart** Durable molded polyethylene plastic labeled "PRODUCE" for easy application identification. Includes polypropylene shelf and drain. Steel channel powder coated base with 4" hard rubber swivel casters. Carts nest together for shipping and storage. Perfect for grocery stores or farmers' markets. Manufacturer's limited 90-day warranty. 

ID No.	Color	W x D x H	Capacity	Shpg. Wt.	Unit	Price
8	RBT-R13GNXP24HN*	Green 32" x 46" x 37"	600 lbs.	88 lbs.	EA	

**D Poly Spring Lift** Convenient spring lift keeps work at a safe height. Heavy-duty vinyl protected platform adds security and durability. Galvanized steel attachment clip and vinyl covered springs provide strength. Full extension at 150 lbs; lower tension springs available. 

ID No.	Material	Color	Unit	Price
<b>23 x 35½</b> —For use with 16 bushel carts.				
9	RBT-R16GGXPSN*	Steel; Vinyl	Gray	EA
<b>21 x 31½</b> —For use with 12 bushel carts.				
10	RBT-R12GGXPSN*	Steel; Vinyl	Gray	EA
<b>17 x 29½</b> —For use with 8 bushel carts.				
11	RBT-R08GGXPSN*	Steel; Vinyl	Gray	EA
<b>15 x 25½</b> —For use with 6 bushel carts.				
12	RBT-R06GGXPSN*	Steel; Vinyl	Gray	EA

**E Mail Truck** Double wall top lift provides added durability for this convenient, secure mail truck. Powder-coated steel base with 4" polyurethane casters (two rigid, two swivel) adds strength. Vinyl side flaps for easier unloading. Manufacturer's limited 90-day warranty. 

ID No.	Color	W x D x H	Capacity	Shpg. Wt.	Unit	Price
13	RBT-R23GRXMT4UN*	Gray 31¾" x 48" x 37"	1,000 lbs.	68 lbs.	EA	
<b>Cardboard Only</b> —Includes two cardboard only decals.						
14	RBT-R23GRXCM4UN*	Gray 31¾" x 48" x 37"	1,000 lbs.	68 lbs.	EA	
<b>Recycle</b> —Includes two recycle decals and two chasing arrow logo decals.						
15	RBT-R23GRXMC4UN*	Gray 31¾" x 48" x 37"	1,000 lbs.	68 lbs.	EA	
<b>Trash Only</b> —Includes two trash only decals.						
16	RBT-R23GRXTM4UN*	Gray 31¾" x 48" x 37"	1,000 lbs.	68 lbs.	EA	





**A Executive Tilt Truck Structural Foam** Durable molded trucks handle heavy loads with ease. Constant force design allows for controlled dumping by one person. Easy to clean and virtually maintenance free. Manufacturer's limited one-year warranty.

ID No.	Color	Capacity	W x D x H	Unit	Price
<b>Quiet casters; Optional dome lid available</b>					
1	RCP-1867539*	Black	¾ cubic yards	30¼" x 64½" x 38"	EA

**B Structural Foam Tilt Truck** Molded tilt truck can be easily maneuvered by one person. Non-scoff casters won't mark floors. Bin is easy to clean; minimal maintenance. Manufacturer's limited one-year warranty.

ID No.	Color	Capacity	W x D x H	Unit	Price
2	RCP-1011 BLA	Black	151.5 gal/600 lbs	30¼" x 64½" x 38"	EA
<b>Heavy Duty</b>					
3	RCP-9T16 BLA*	Black	202 gal/2,100 lbs.	33½" x 70¾" x 42¼"	EA
<b>Standard Duty</b>					
4	RCP-9T14 BLA	Black	101 gal/850 lbs.	26¾" x 57¾" x 33¾"	EA
5	RCP-1013 BLA	Black	151.5 gal/1,000 lbs.	30¼" x 64½" x 38"	EA
6	RCP-9T15 BLA*	Black	202 gal/1,250 lbs.	33½" x 70¾" x 42¼"	EA
<b>Utility Duty</b>					
7	RCP-9T13 BLA	Black	101 gal/450 lbs.	26¾" x 57¾" x 33¾"	EA

**C Rotomolded Tilt Truck** Tilt truck features seamless molded polyethylene body. Crack- and dent-resistant. Easy to maneuver and dump contents. Manufacturer's limited one-year warranty.

ID No.	Color	Capacity	W x D x H	Unit	Price
8	RCP-1314 BLA	Black	202 gal/850 lbs	33½" x 72¼" x 43¾"	EA
<b>Utility Duty</b>					
9	RCP-1304 BLA	Black	202 gal/450 lbs.	28" x 56¾" x 38¾"	EA
<b>Standard Duty</b>					
10	RCP-1305 BLA *	Black	½ cu yd/850 lbs	28" x 60¾" x 38¾"	EA
<b>Standard Duty</b> —Rotomolded tilt truck.					
11	RCP-1315 BLA	Black	202 gal/1,250 lbs.	33½" x 72¼" x 43¾"	EA
<b>Heavy-Duty</b>					
12	RCP-1306 BLA*	Black	101 gal/1,400 lbs.	28" x 60¾" x 38¾"	EA
13	RCP-1316 BLA*	Black	202 gal/2,100 lbs.	33½" x 72¼" x 43¾"	EA

\* RCP-1305 BLA—FDA Compliant; USDA Compliant.

**D Tilt Truck** Seamless one-piece molded truck body, with reinforced lip and rounded corners. Easy to clean, sturdy plastic construction won't rust, dent, chip or peel. Inset wheels protect walls, fixtures and patrons. Manufacturer's limited one-year warranty.

ID No.	Color	Capacity	W x D x H	Unit	Price
14	RCP-9T1700BLA *	Black	½ cu yd	28" x 56¾" x 38¾"	EA
15	RCP-9T1800BLA *	Black	1 cu yd	33½" x 72¼" x 43¾"	EA

\* USDA and FDA Compliant Materials.

**E Tilt Truck Lid** Hinged lid provides convenient access to contents. Conceals loads without reducing capacity. Manufacturer's limited one-year warranty.

ID No.	Color	For Model	Unit	Price
16	RCP-1307 BLA	Black	Rubbermaid® Commercial 1304, 1305, 1305-06, 1305-42, 1306, 1306-41, 9T17	EA

**F Truck Lid** Domed, hinged lid conceals loads without reducing capacity. Manufacturer's one-year limited warranty.

ID No.	Color	For Model	Unit	Price
17	RCP-1317 BLA*	Black	Rubbermaid® Commercial 1314, 1315, 1315-42, 1316, 1316-41, 9T18	EA
18	RCP-461300BLA*	Black	RCP-461200	EA
<b>For 8-Cubic Feet Trucks</b>				
19	RCP-4609 BLA*	Black	Rubbermaid® Commercial FG460800BLA, FG470800BLA	EA
<b>For 16-Cubic Feet Truck</b>				
20	RCP-4615 BLA*	Black	Rubbermaid® Commercial 4614, 4616, 4716	EA
<b>For 20-Cubic Feet Truck</b>				
21	RCP-4617 BLA*	Black	Rubbermaid® Commercial 4619, 4720	EA



**G Big Wheel® Agriculture Cart** Heavy-duty structural foam cart hauls up to 300 lbs. Durable, one-piece tub design. Reinforced ribbing provides added impact resistance. Manufacturer's limited one-year warranty.

ID No.	Color	W x D x H	Capacity	Shpg. Wt.	Unit	Price
<b>7½ Cu. Ft. Capacity</b>						
22	RCP-5642 BLA	Black	32¾" x 58" x 28¼"	300 lbs.	50 lbs.	EA

17-FA-CU-RMP

MATERIAL HANDLING



Black (BK)



Light Gray (LGY)



Putty (PY)



**A Janitorial Cabinet** All-welded steel construction with pan-style bottom. Three half-shelves plus extra-tall storage space for brooms, vacuums and more. Reinforced door stiffeners. Locking handle with keys for security.

ID No.	Color	W x D x H	Shpg. Wt.	Unit	Price
1 TNN-JAN6618DHBK *	Black	36" x 18" x 64"	104 lbs.	EA	
2 TNN-JAN6618DHLGY* *	Light Gray	36" x 18" x 64"	104 lbs.	EA	
3 TNN-JAN6618DHPY *	Putty	36" x 18" x 64"	104 lbs.	EA	

\* SCS Indoor Advantage Gold Certified. Contains 30% pre-consumer recycled content, 20% post-consumer recycled content, 50% total recycled content.

**B 72" High Standard Cabinet** Single handle. Four adjustable 36" wide shelves.

ID No.	Color	W x D x H	Shpg. Wt.	Unit	Price
<b>36w x 24d Cabinet</b> —200 lb. weight capacity per shelf.					
4 TNN-1480BK *	Black	36" x 24" x 72"	135 lbs.	EA	
5 TNN-1480LGY* *	Light Gray	36" x 24" x 72"	135 lbs.	EA	
6 TNN-1480PY* *	Putty	36" x 24" x 72"	135 lbs.	EA	
<b>36w x 18d Cabinet</b> —150 lb. weight capacity per shelf.					
7 TNN-1470BK *	Black	36" x 18" x 72"	102 lbs.	EA	
8 TNN-1470LGY *	Light Gray	36" x 18" x 72"	102 lbs.	EA	
9 TNN-1470PY *	Putty	36" x 18" x 72"	102 lbs.	EA	

\* Meets or exceeds ANSI/BIFMA Standards; SCS Indoor Advantage Gold Certified. Contains 19% post-consumer recycled content, 25% total recycled content.

**C Single Door Storage Cabinet** All-welded steel construction for strength plus adjustable shelf for storage flexibility. Reinforced door rides on heavy-duty leaf hinges. Locking handle with keys for security.

ID No.	Color	W x D x H	Shpg. Wt.	Unit	Price
10 TNN-1824BK* *	Black	19" x 24" x 30"	53 lbs.	EA	
11 TNN-1824LGY* *	Light Gray	19" x 24" x 30"	53 lbs.	EA	
12 TNN-1824PY *	Putty	19" x 24" x 30"	53 lbs.	EA	

\* SCS Indoor Advantage Gold Certified. Contains 30% pre-consumer recycled content, 20% post-consumer recycled content, 50% total recycled content.



**A Heavy Duty Welded Storage Cabinet** Shelves adjust in 2" increments. Reinforced doors with satin chrome double handles open 180°. Secure three-point locking rod system locks top, bottom and doors. Industrial-grade steel with powder coat finish. Sturdy 16 gauge door frame prevents racking. Heavy duty secure knuckle hinges for longevity. Leveling glides compensate for uneven floors.



ID No.	Color	W x D x H	Shpg. Wt.	Unit	Price
<b>78" High Cabinet</b> —Four adjustable shelves.					
1	ALE-CM7824BK *	Black 36" x 24" x 78"	178 lbs.	EA	
2	ALE-CM7824LG *	Light Gray 36" x 24" x 78"	178 lbs.	EA	
3	ALE-CM7824PY *	Putty 36" x 24" x 78"	178 lbs.	EA	
4	ALE-CM7818BK *	Black 36" x 18" x 78"	154 lbs.	EA	
5	ALE-CM7818LG *	Light Gray 36" x 18" x 78"	154 lbs.	EA	
6	ALE-CM7818PY *	Putty 36" x 18" x 78"	154 lbs.	EA	
<b>72" High Cabinet</b> —Four adjustable shelves.					
7	ALE-CM7218BK *	Black 36" x 18" x 72"	145 lbs.	EA	
8	ALE-CM7218LG *	Light Gray 36" x 18" x 72"	145 lbs.	EA	
9	ALE-CM7218PY *	Putty 36" x 18" x 72"	145 lbs.	EA	
<b>42" High Cabinet</b> —Two adjustable shelves.					
10	ALE-CM4218BK *	Black 36" x 18" x 42"	92 lbs.	EA	
11	ALE-CM4218LG *	Light Gray 36" x 18" x 42"	92 lbs.	EA	
12	ALE-CM4218PY *	Putty 36" x 18" x 42"	92 lbs.	EA	

\* Meets or exceeds ANSI/BIFMA Standards; SCS Indoor Advantage Gold Certified.

**B Space Saver Assembled Storage Cabinet** Industrial grade steel cabinet with powder coat putty finish works best where space is at a premium. Secure three-point locking system locks top, bottom and doors. Narrower depth allows use in tight areas; shorter height is ideal for use next to panel systems. Four adjustable shelves. Recessed locking handle.



ID No.	Color	W x D x H	Shpg. Wt.	Unit	Price
13	ALE-CM6615PY *	Putty 30" x 15" x 66"	77 lbs.	EA	

\* Meets or exceeds ANSI/BIFMA Standards; SCS Indoor Advantage Gold Certified.

**C Economy Assembled Storage Cabinet** Industrial grade steel with powder coat finish and polished chrome handle. Secure three point locking system locks top, bottom and doors. Adjustable shelves adjust in 2" increments. Reinforced doors open 180°.



ID No.	Color	W x D x H	Shpg. Wt.	Unit	Price
<b>72" High Cabinet</b> —One fixed and three adjustable shelves.					
14	ALE-CME7218PY *	Putty 36" x 18" x 72"	121 lbs.	EA	
<b>42" High Cabinet</b> —Two fixed shelves.					
15	ALE-CME4218PY *	Putty 36" x 18" x 42"	76 lbs.	EA	

\* Meets or exceeds ANSI/BIFMA Standards; SCS Indoor Advantage Gold Certified.

**D Mobile Storage Cabinet** Fully enclosed, fully assembled industrial grade welded steel cabinets hold up to 900 lbs. Secure three-point locking bar system locks top, bottom and doors. Reinforced doors with recessed handles open 180°. Heavy-duty caster base has four 5" casters, two locking.



ID No.	Color	W x D x H	Shpg. Wt.	Unit	Price
<b>Three Adjustable Shelves</b>					
16	ALE-CM6624PY *	Putty 36" x 24" x 66"	162 lbs.	EA	

\* Meets or exceeds ANSI/BIFMA Standards; SCS Indoor Advantage Gold Certified.

17-FA-CU-RMP

STORAGE





Medium Gray



Sand



Sand

Five-shelf configuration provides maximum storage space.



Worktable configuration provides sturdy worktop and storage.



**A 75" High Commercial Steel Shelving** Shelves adjust in 1" increments with compression clips. 250-lb. capacity per shelf (based on 36" x 12 shelf evenly distributed). Manufacturer's one-year warranty.

ID No.	Color	W x D x H	Shpg. Wt.	Unit	Price
--------	-------	-----------	-----------	------	-------

**Five Shelves with Closed Sides and Back**

- |   |                  |             |                 |          |    |
|---|------------------|-------------|-----------------|----------|----|
| 1 | TNN-ESPC-2436MGY | Medium Gray | 36" x 24" x 75" | 112 lbs. | EA |
| 2 | TNN-ESPC-1836MGY | Medium Gray | 36" x 18" x 75" | 94 lbs.  | EA |
| 3 | TNN-ESPC-1236MGY | Medium Gray | 36" x 12" x 75" | 72 lbs.  | EA |

**Six Shelves with Closed Sides and Back**

- |   |                  |             |                 |          |    |
|---|------------------|-------------|-----------------|----------|----|
| 4 | TNN-ESPC62436MGY | Medium Gray | 36" x 24" x 75" | 121 lbs. | EA |
| 5 | TNN-ESPC61836MGY | Medium Gray | 36" x 18" x 75" | 102 lbs. | EA |
| 6 | TNN-ESPC61236MGY | Medium Gray | 36" x 12" x 75" | 78 lbs.  | EA |

\* SCS Indoor Advantage Gold Certified. Contains 30% pre-consumer recycled content, 25% post-consumer recycled content, 55% total recycled content.

**B Regal Shelving Starter Set and Add-On Unit** Heavy-duty rolled steel, sand color frame with oak laminate shelves that adjust every 1 1/2". Over 600-lb. capacity per shelf. Each Starter Set and Add-On Unit includes five adjustable shelves, top shelf and 12 shelf supports.

ID No.	Color	W x D x H	Shpg. Wt.	Unit	Price
--------	-------	-----------	-----------	------	-------

**Six Shelves Add-On Unit**

- |   |                 |      |                 |          |    |
|---|-----------------|------|-----------------|----------|----|
| 7 | TNN-RGL-1836ASD | Sand | 36" x 18" x 76" | 100 lbs. | EA |
| 8 | TNN-RGL-1536ASD | Sand | 36" x 15" x 76" | 94 lbs.  | EA |
| 9 | TNN-RGL-1236ASD | Sand | 36" x 12" x 76" | 80 lbs.  | EA |

**Six Shelves Starter Set**

- |    |                 |      |                 |          |    |
|----|-----------------|------|-----------------|----------|----|
| 10 | TNN-RGL-1836SSD | Sand | 36" x 18" x 76" | 104 lbs. | EA |
| 11 | TNN-RGL-1536SSD | Sand | 36" x 15" x 76" | 99 lbs.  | EA |
| 12 | TNN-RGL-1236SSD | Sand | 36" x 12" x 76" | 87 lbs.  | EA |

\* Meets or exceeds ANSI/BIFMA Standards; SCS Indoor Advantage Gold Certified.

**C Stur-D-Stor Shelving** Boltless design lets you easily configure shelving into a five-shelf unit or a three-shelf/two-shelf worktable. Industrial-grade particle board shelves with steel frame. Each shelf holds up to 1,000 lbs., adjusts in 1 1/2" increments.

ID No.	Color	W x D x H	Shpg. Wt.	Unit	Price
--------	-------	-----------	-----------	------	-------

**Five Shelves**

- |    |                |      |                 |          |    |
|----|----------------|------|-----------------|----------|----|
| 13 | TNN-LSS-482484 | Sand | 48" x 24" x 84" | 142 lbs. | EA |
| 14 | TNN-LSS-361872 | Sand | 36" x 18" x 72" | 88 lbs.  | EA |

\* Meets or exceeds ANSI/BIFMA Standards; SCS Indoor Advantage Gold Certified. Contains 19% post-consumer recycled content, 25% total recycled content.



**A BA Plus Wire Shelving Kit**  
 Universal storage solution ideal for industrial, foodservice and medical and all other storage needs. Long-lasting industrial-grade finish resists corrosion in even the harshest environment, wet or dry. Heavy-duty shelves withstand constant re-stocking. Can be used in freezer applications and with an open design that allows for air circulation. Snap-together design assembles in minutes without tools. Can be set up as a four-tier single rack or as two two-tier racks to meet specific needs. Shelves adjust in 1" increments.



ID No.	Color	W x D x H	Shpg. Wt.	Unit	Price
<b>24" Deep, 4 Shelf</b> —Up to 1,000 lbs. per shelf (evenly distributed).					
1	ALE-SW206024BA *	Black Anthracite Plus	60" x 24" x 72"	103 lbs.	EA
2	ALE-SW204824BA *	Black Anthracite Plus	48" x 24" x 72"	80 lbs.	EA
<b>18" Deep, 4 Shelf Kit</b> —Up to 1,000 lbs. per shelf (evenly distributed).					
3	ALE-SW206018BA *	Black Anthracite Plus	60" x 18" x 72"	86 lbs.	EA
4	ALE-SW204818BA* *	Black Anthracite Plus	48" x 18" x 72"	68 lbs.	EA

\* Meets or exceeds ANSI/BIFMA Standards. Use of casters (optional) may reduce total weight capacity.

**B Black Anthracite Wire Shelving Kit** Ideal storage solution for commercial and restaurant use. Black Anthracite finish is National Sanitation Foundation (NSF) certified for wet and dry environments. Includes four shelves, eight 36" posts, floor leveling glides and conversion kit to convert to two half-height two-shelf units. Shelves adjust in 1" increments.

ID No.	Color	W x D x H	Shpg. Wt.	Unit	Price
<b>24" Deep, 4 Shelf</b> —Up to 1,000 lbs. per shelf (evenly distributed).					
5	ALE-SW50-4824BA *	Black Anthracite	48" x 24" x 72"	80 lbs.	EA
6	ALE-SW50-3624BA *	Black Anthracite	36" x 24" x 72"	65 lbs.	EA
<b>18" Deep, 4 Shelf Kit</b> —Up to 1,250 lbs. per shelf (evenly distributed).					
7	ALE-SW50-4818BA *	Black Anthracite	48" x 18" x 72"	72 lbs.	EA
8	ALE-SW50-3618BA *	Black Anthracite	36" x 18" x 72"	60 lbs.	EA

\* Meets or exceeds ANSI/BIFMA Standards. Use of casters (optional) may reduce total weight capacity.


**C Wire Garment Rack** Time-saving design assembles in minutes without tools. Strong welded wire construction. Double-sided for quick access to items. Rack features four ft. hanging rod for garments and five support hooks. Three shelves adjust in 1" increments and support up to 350 lbs. on each shelf. Four casters for quick mobility and two lock. Total unit capacity is 500 lbs. if used with casters. Hangers not included.

ID No.	Finish	W x D x H	Unit	Price
9	ALE-GR364818BL	Black Steel	48" x 18" x 75"	EA
10	ALE-GR364818SR	Silver Steel	48" x 18" x 75"	EA

**D Wire Garment Tower** Space and time-saving design assembles in minutes without tools. Tower rack features dual tier garment rods for 3 ft of hanging space, and four support hooks for bags, umbrellas and scarves. Three shelves adjust in 1 inch increments.

ID No.	Finish	W x D x H	Unit	Price
11	ALE-GR351818BL	Black Steel	18" x 18" x 81 1/4"	EA
12	ALE-GR351818SR*	Silver Steel	18" x 18" x 81 1/4"	EA





**A Single Tier Locker** Each compartment: 12w × 18d × 78h with hat shelf and coat rod. Recessed black metal handles. Three-point locking system provides security. ♻️ ♻️ ♻️

ID No.	Color	W × D × H	Shpg. Wt.	Unit	Price
--------	-------	-----------	-----------	------	-------

- Three Lockers with Legs**
- |   |                   |             |                 |          |    |
|---|-------------------|-------------|-----------------|----------|----|
| 1 | TNN-ST51218723MG* | Medium Gray | 36" × 18" × 78" | 173 lbs. | EA |
| 2 | TNN-ST51218723SD* | Sand        | 36" × 18" × 78" | 173 lbs. | EA |
- Individual Lockers with Legs**
- |   |                   |             |                 |         |    |
|---|-------------------|-------------|-----------------|---------|----|
| 3 | TNN-ST51218721MG* | Medium Gray | 12" × 18" × 78" | 70 lbs. | EA |
| 4 | TNN-ST51218721SD* | Sand        | 12" × 18" × 78" | 70 lbs. | EA |
- \* SCS Indoor Advantage Gold Certified. Contains 45% post-consumer recycled content, 85% total recycled content.

**B Double Tier Locker** Each compartment: 12w × 18d × 36h with coat hook. Recessed black metal handles. Two-point locking system provides security. ♻️ ♻️ ♻️


ID No.	Color	W × D × H	Shpg. Wt.	Unit	Price
--------	-------	-----------	-----------	------	-------

- Triple Stack with Legs**—Six lockers with tamper-proof hinges and vertical louvers.
- |   |                   |             |                 |          |    |
|---|-------------------|-------------|-----------------|----------|----|
| 5 | TNN-DTS1218363MG* | Medium Gray | 36" × 18" × 78" | 175 lbs. | EA |
| 6 | TNN-DTS1218363SD* | Sand        | 36" × 18" × 78" | 175 lbs. | EA |
- Single Stack with Legs**—Two lockers with tamper-proof hinges and vertical louvers.
- |   |                   |             |                 |         |    |
|---|-------------------|-------------|-----------------|---------|----|
| 7 | TNN-DTS1218361MG* | Medium Gray | 12" × 18" × 78" | 70 lbs. | EA |
| 8 | TNN-DTS1218361SD* | Sand        | 12" × 18" × 78" | 70 lbs. | EA |
- \* SCS Indoor Advantage Gold Certified. Contains 45% post-consumer recycled content, 85% total recycled content.

**C Box Compartments** Each compartment: 12w × 18d × 12h. Multiple rows of lockers can be ganged with standard nuts and bolts (not included). ♻️ ♻️ ♻️

ID No.	Color	W × D × H	Shpg. Wt.	Unit	Price
--------	-------	-----------	-----------	------	-------

- Triple Stack with Legs**—18 compartment lockers.
- |    |                   |             |                 |          |    |
|----|-------------------|-------------|-----------------|----------|----|
| 9  | TNN-BS61218123MG* | Medium Gray | 36" × 18" × 78" | 182 lbs. | EA |
| 10 | TNN-BS61218123SD* | Sand        | 36" × 18" × 78" | 182 lbs. | EA |
- Single Stack with Legs**—Six compartment lockers.
- |    |                   |             |                 |         |    |
|----|-------------------|-------------|-----------------|---------|----|
| 11 | TNN-BS61218121MG* | Medium Gray | 12" × 18" × 78" | 72 lbs. | EA |
| 12 | TNN-BS61218121SD* | Sand        | 12" × 18" × 78" | 72 lbs. | EA |
- \* SCS Indoor Advantage Gold Certified. Contains 45% post-consumer recycled content, 85% total recycled content.



Shown with Optional Locker Base



**A Single Tier Locker** Each compartment: 12w × 18d × 78h with hat shelf and coat rod. Recessed black metal handles. Three-point locking system provides security.

ID No.	Color	W × D × H	Shpg. Wt.	Unit	Price
<b>Three Lockers</b> —Configure with optional base (sold separately) to raise locker 6" off floor for easier access to bottom unit.					
1	TNN-ST5121872CMG *	Medium Gray	36" × 18" × 72"	190 lbs.	EA
2	TNN-ST5121872CSD *	Sand	36" × 18" × 72"	190 lbs.	EA
<b>Individual Lockers</b> —Configure with optional base (sold separately) to raise locker 6" off floor for easier access to bottom unit.					
3	TNN-ST5121872AMG *	Medium Gray	12" × 18" × 72"	76 lbs.	EA
4	TNN-ST5121872ASD *	Sand	12" × 18" × 72"	76 lbs.	EA

\* SCS Indoor Advantage Gold Certified. Contains 19% post-consumer recycled content, 25% total recycled content.

**B Double Tier Locker** Each compartment: 12w × 18d × 36h with coat hook. Recessed black metal handles. Two-point locking system provides security.

ID No.	Color	W × D × H	Shpg. Wt.	Unit	Price
<b>Triple Stack</b> —Six lockers with tamper-proof hinges and vertical louvers. Configure with optional base (sold separately) to raise locker 6" off floor for easier access to bottom unit.					
5	TNN-DTS121836CMG *	Medium Gray	36" × 18" × 72"	175 lbs.	EA
6	TNN-DTS121836CSD *	Sand	36" × 18" × 72"	175 lbs.	EA
<b>Single Stack</b> —Two lockers with tamper-proof hinges and vertical louvers. Configure with optional base (sold separately) to raise locker 6" off floor for easier access to bottom unit.					
7	TNN-DTS121836AMG *	Medium Gray	12" × 18" × 72"	72 lbs.	EA
8	TNN-DTS121836ASD *	Sand	12" × 18" × 72"	72 lbs.	EA

\* SCS Indoor Advantage Gold Certified. Contains 19% post-consumer recycled content, 25% total recycled content.

**C Box Compartments** Each compartment: 12w × 18d × 12h. Multiple rows of lockers can be ganged with standard nuts and bolts (not included).

ID No.	Color	W × D × H	Shpg. Wt.	Unit	Price
<b>Triple Stack</b> —18 compartment lockers. Configure with optional locker base (Sold Separately).					
9	TNN-BS6121812CMG *	Medium Gray	36" × 18" × 72"	196 lbs.	EA
10	TNN-BS6121812CSD *	Sand	36" × 18" × 72"	196 lbs.	EA
<b>Single Stack</b> —Six compartment lockers. Configure with optional locker base (Sold Separately).					
11	TNN-BS6121812AMG *	Medium Gray	12" × 18" × 72"	77 lbs.	EA
12	TNN-BS6121812ASD *	Sand	12" × 18" × 72"	77 lbs.	EA

\* SCS Indoor Advantage Gold Certified. Contains 19% post-consumer recycled content, 25% total recycled content.

**D Sixteen Box Compartments and Coat Bar** Space efficient design features two six-compartment vertical units, one four-compartment horizontal unit and 48" wide coat bar.

ID No.	Color	W × D × H	Shpg. Wt.	Unit	Price
13	TNN-SRS721872AMG *	Medium Gray	72" × 18" × 72"	189 lbs.	EA
14	TNN-SRS721872ASD *	Sand	72" × 18" × 72"	189 lbs.	EA

\* Meets or exceeds ANSI/BIFMA Standards; SCS Indoor Advantage Gold Certified. Contains 19% post-consumer recycled content, 25% total recycled content.

**E Optional Locker Base** Raises lockers 6" off floor for easier access to bottom lockers. Provide protection from moisture.

ID No.	Color	Size	Shpg. Wt.	Unit	Price
15	TNN-CLB-3618MG *	Medium Gray	36" × 18" × 6"	20 lbs.	EA
16	TNN-CLB-3618SD *	Sand	36" × 18" × 6"	20 lbs.	EA
17	TNN-CLB-1218MG *	Medium Gray	12" × 18" × 6"	8 lbs.	EA
18	TNN-CLB-1218SD *	Sand	12" × 18" × 6"	8 lbs.	EA

\* SCS Indoor Advantage Gold Certified. Contains 19% post-consumer recycled content, 25% total recycled content.

17-FA-CU-RMP

STORAGE