

Thank you again for booking your vacation with me to Aruba. I'm thrilled to be part of creating unforgettable memories for you on this stunning Caribbean island.

Attached are your travel documents and some very important information to ensure your upcoming trip is smooth and enjoyable.

First and foremost, please print out your travel documents and keep them with you throughout your vacation. These documents contain crucial details you'll need, including:

- Contact information for any travel needs during your trip
- Transfer details (if transfers are included in your package)
- Listing of the agents you can reach out to
- Our 24-hour emergency number for any urgent matters

Now, let's dive into some key details to keep in mind:

### **Pre-Travel Essentials:**


✦ **ED-Card Completion:** All travelers must complete the ED-Card online within 7 days before their travel to Aruba. This helps verify you've taken the necessary steps to board your inbound flight. You can find the ED-Card portal at <https://www.aruba.com/us/plan-your-visit/getting-to-aruba/online-ed-card>.

✦ **Passport Preparedness:** Ensure your valid U.S. passport is ready, with at least 6 months of validity after your return date. Your first and last names must match your airline and resort confirmations. Always keep your passport on you, not in your checked luggage.


✦ **Digital Travel Tools:** Download your airline's app and link your booking confirmation (PNR) for a seamless check-in process, easy access to boarding passes, and real-time flight updates.


### **On-the-Ground Guidance:**

💠 **Timeshare Agent Awareness:** Be mindful that timeshare agents may approach you at the airport or resort. They are not affiliated with your travel package, and their offers can disrupt your precious vacation time.

 **Smart Spending:** Use a valid credit card or cash for purchases in Aruba. Avoid using debit cards, as they carry more risk.

**Resort Check-In:** Upon arrival, the resort will require a valid credit card to place a temporary hold for any incidentals or charges. If you do not have any additional charges at the resort, this hold will be removed from your credit card about 10 days after you return home, but it's important to check with your credit card company.

 **International Flight Preparations:** Arrive at the airport at least 3 hours before your international departure.

 **Return Flight Reconfirmation:** on the day before your return flight, contact the agent information provided in your documents to reconfirm your transfers to the Aruba airport.

And remember to pack plenty of sunscreen - you'll need it to protect that beautiful glow!



If you have any questions or concerns, please don't hesitate to let us know.

Get ready for an amazing Aruba adventure! We can't wait for you to experience the sun, sand, and relaxation this island offers.

Cheers,