

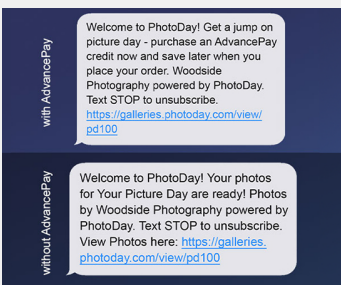
HOW TO ORDER ONLINE

Step 1



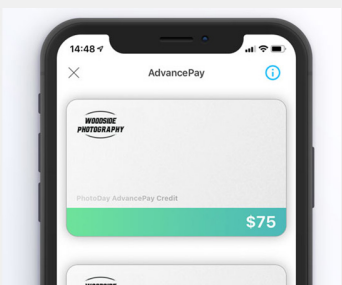
Text the unique access code provided by your organization and/or studio to **90738**, and we'll share everything you need to know about your child's picture day.

Step 2



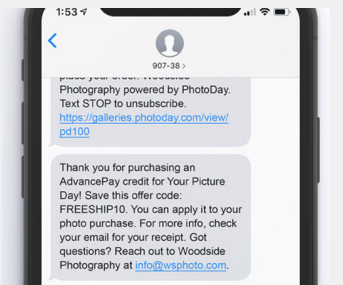
- Before picture day, you'll get a text from us with a link to purchase an AdvancePay credit.
- If there is not going to be AdvancePay, you'll get a link directly to the photo gallery. Skip to Step 7!

Step 3




You can purchase an AdvancePay credit to apply to your order after your photos are ready. Your credit will be securely tracked using your mobile phone number.

Step 4



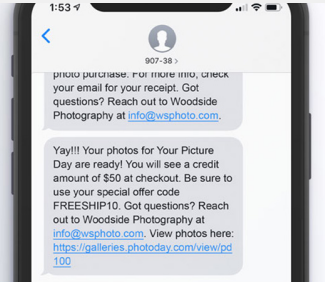
Once you've purchased an AdvancePay credit, you'll get a text confirmation letting you know we'll update you when your pictures are ready to purchase.

Step 5



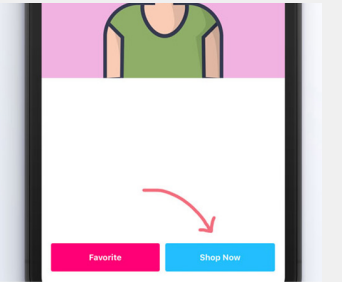
On picture day, you don't need to worry about anything other than making sure your child is there on time and picture-ready!

Step 6



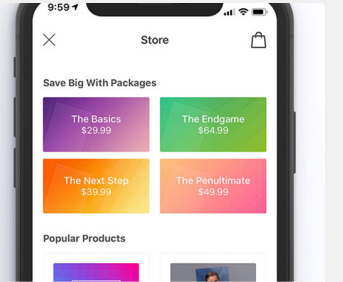
When it's time to view your photos, you'll get a text with a link to the photo gallery. You'll be reminded of your AdvancePay credit and any applicable coupon codes.

Step 7



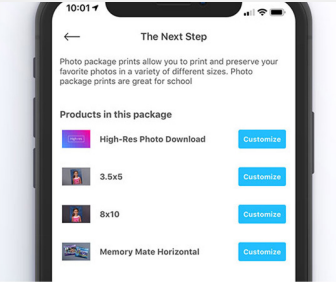
When you're ready to start shopping for products to match with your favorite photos, tap Shop Now.

Step 8



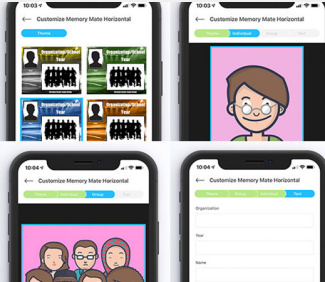
Select a package or a single product. In this example, we're going to select a package.

Step 9



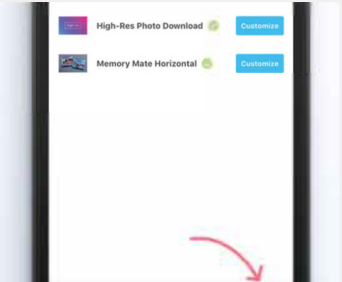
You can view the contents of the package and begin customizing the individual products in the package.

Step 10



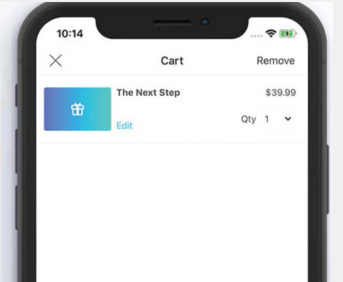
Crop and swap photos, choose themes, and add text in just a few simple taps.
Note: Themes & text only apply to select products

Step 11



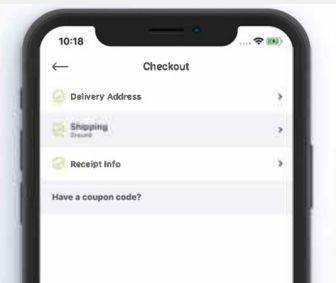
Once you have your products the way you want them, add the package to your shopping cart.

Step 12



In your cart, you can edit your selection, adjust the quantity of items, continue shopping, or checkout when you're ready.

Step 13



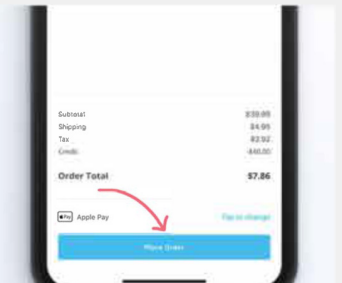
Fill out your contact and delivery info, choose a shipping method, and apply any coupon codes you received.

Step 14



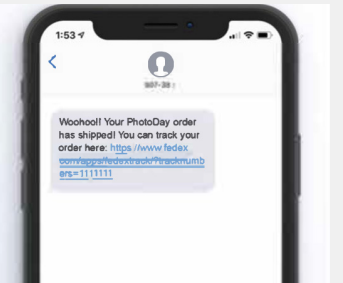
Remember that AdvancePay credit? Be sure to sign in using the same mobile number you used to purchase the credit. Your credit amount will automatically

Step 15



Now, simply enter your payment method, and hit the "Place Order" button. And you're done!

Step 16



We'll let you know when your order has shipped via text. Happy shopping!