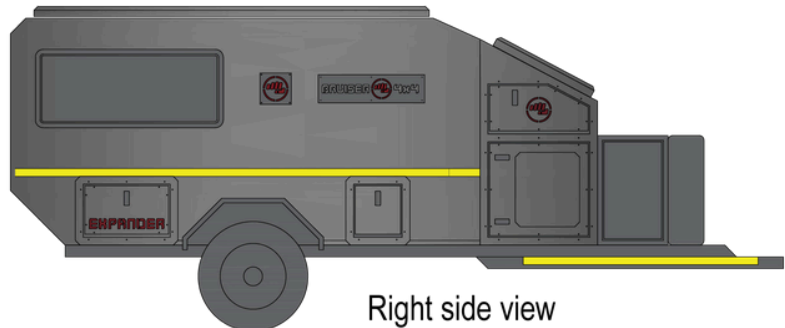
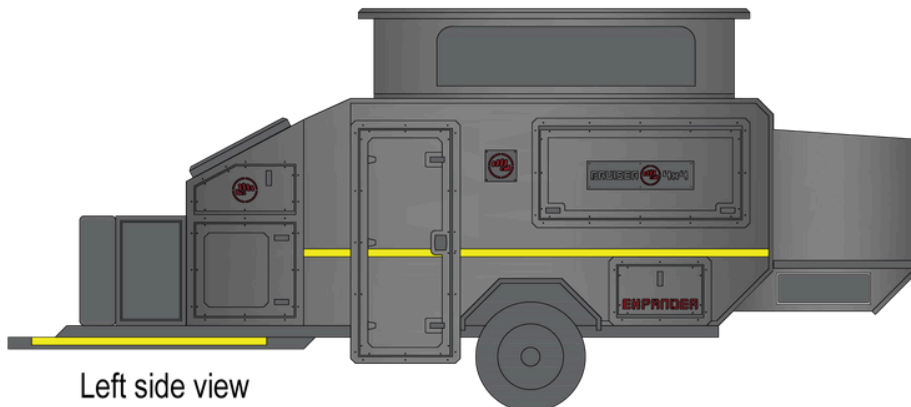



Rear view



Right side view



Left side view



Front view

+ 27 72 192 2845

sales@bruiser4x4.co.za

www.bruiser4x4.co.za



SPECIFICATIONS

- Dimensions - 4.9m (L) x 2.0m (W) x 2.2m (high) Tare 1400kg GVM 1800kg
- Galvanised heavy duty steel chassis with 1 x 2500kg beam axle, 250mmx50mm brake drums
- 2.5t parabolic leaf springs, 16mm U bolts, heavy duty hangers, shackles & 2ton coupler
- 2 x shock absorbers fitted to axle
- 60mm swivel type Jockey wheel
- 2 x rear 2 x front stabilizer legs and wheel spanner & crank handle wheel spanner
- 3 x 16inch Black steel Rims & A/T Tyres 6 stud 140mm PCD
- Laminated composite body construction (stainless steel, aluminium & fibreglass)
- Exterior finish - Painted in durable Raptor coating (scratch, UV & stain resistant)
- Interior finish covered with Coverstyl architectural films (client to select colours & textures)
- 1 x Slideout Internal queen size bed (1880L x 1570w x 120mm thick mattress (20mm Gel infused foam top & bottom layer) under bed storage (2 x 75ltr water tank & 12v Seaflo pump)
- LHS pantry hatch with shelving & roller shutter door for inside access (designed to clients approval)
- LHS kitchen drawer slider with stove glass top unit, sink & mixer
- 2 x drawers with foam insert (4 place setting - crockery and cutlery tray included)
- LHS Drinks hatch with glasses and foam inserts (with led light)
- Front nose hatch storage (with led light) storage for side walls, ground sheets, etc
- Aluminium nosecone (2 doors) with spare wheel bracket
- 2 x off road (Red) recovery tracks & bracket
- RHS hatch (with led light)
- 1200mm fridge slider 1000mm tray with wine bottle unit (flip up stainless steel worktop)
- 1 x WHB unit with S/S sink and pullout mixer (potti storage below & A/C cupboard)
- External shower hatch (optional shower cubicle)
- (Optional) 10 000btu Portable Aircon (with intake & exhaust vent)
- 1 x 1200 x 500 RHS luxury window with block out blind & mozzie screen
- 3 x Internal cupboards with canvas doors & extra canvas storage pouch
- Side entry door with mozzie door & canvas door pouches
- Full spare wheel

WATER SYSTEM

- Internal wetroom bathroom, luxury flushable toilet, wash basin, pullout mixer
- 1 x 5ltr Dewhot gas geyser (upgradable to Hansen gas/elec)
- 1 x 3kg gas bottle, gas, regulator, pipe to geyser to nosecone
- 2 x 75ltr water tanks (1 can be allocated for grey water)
- 1 x wash stand , 2 x washbasin & rear Hot & Cold tap

ELECTRICAL SYSTEM

- Lumeno Internal 12v cigarette, Brad Harris & hella plug outlets
- Lumeno Internal 12v lights (4 x strip light)
- 3 x 12v USB charging points (1 inside cabin & 1 in food hatch)
- External 12v lights LED, (amber & white) soft touch dimmable
- 1 x Lumeno 6 switch panel with (USB, voltage meter, cigarette socket)
- 1 x 12v fuse board, Isolator swich & 12v battery connection
- 1 x power inlet point to mini DB Board & 10m caravan cable
- 1 x 12v 100A/h Lithium battery 15A/h Victron AC/DC charger
- 5 x power points (2 x inside, 1 x inside LH hatch, 1 x under bed, 1 x inside front hatch)
- 2 x 220v power point with USB socket & 1 x 12v USB/USC charger points
- WRND DC/DC & solar controller & extra Brad Harris connector to connect portable solar panel
- Bluetooth battery monitor

CANVAS

- Lift up roof, with 4 windows in the canvas
- Cupboard door covers, mozzie screen and door storage pouches
- Howlingmoon 7 arm swing awning (including gutter and nose filler panel)

