
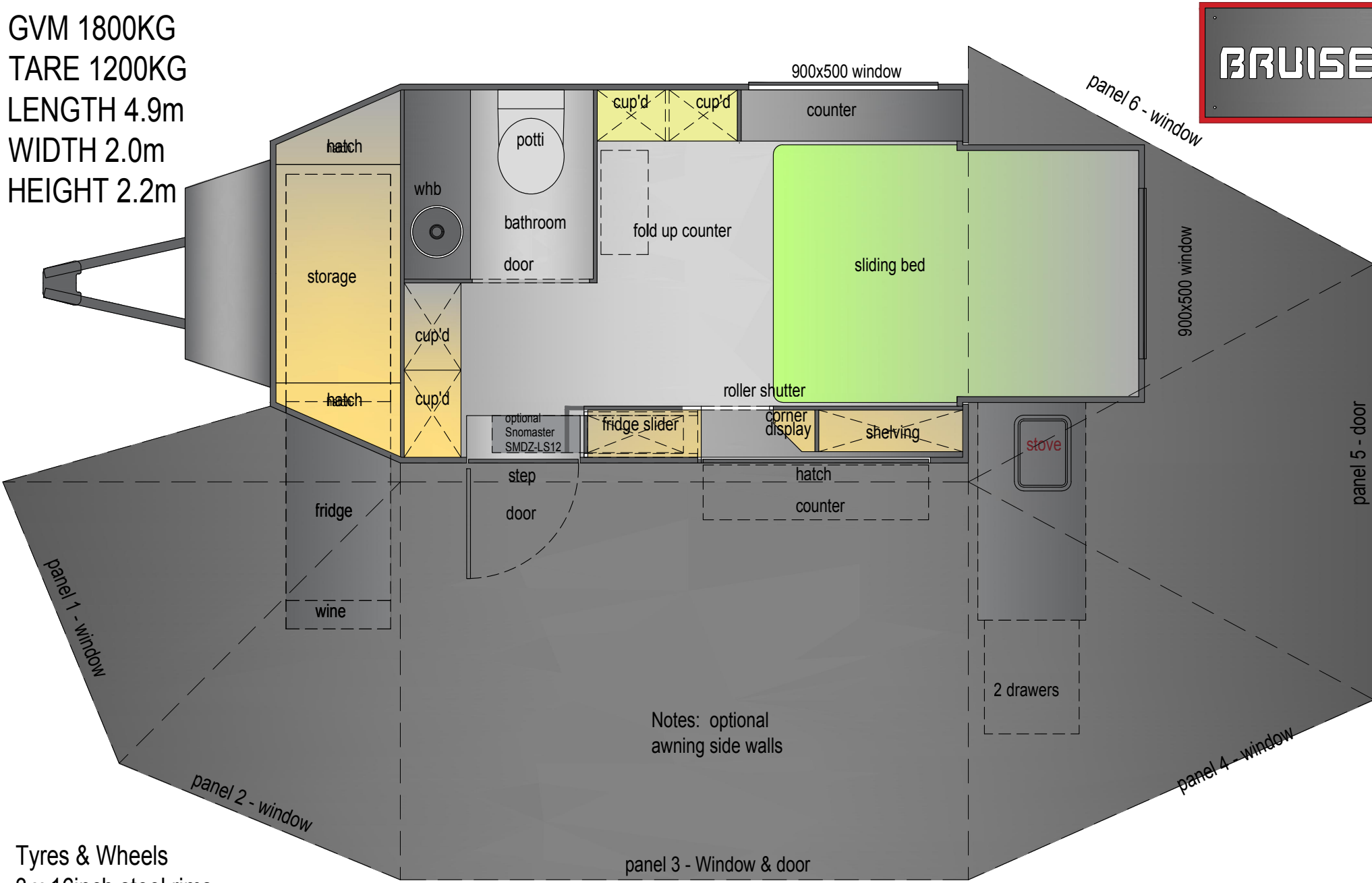


GVM 1800KG
TARE 1200KG
LENGTH 4.9m
WIDTH 2.0m
HEIGHT 2.2m

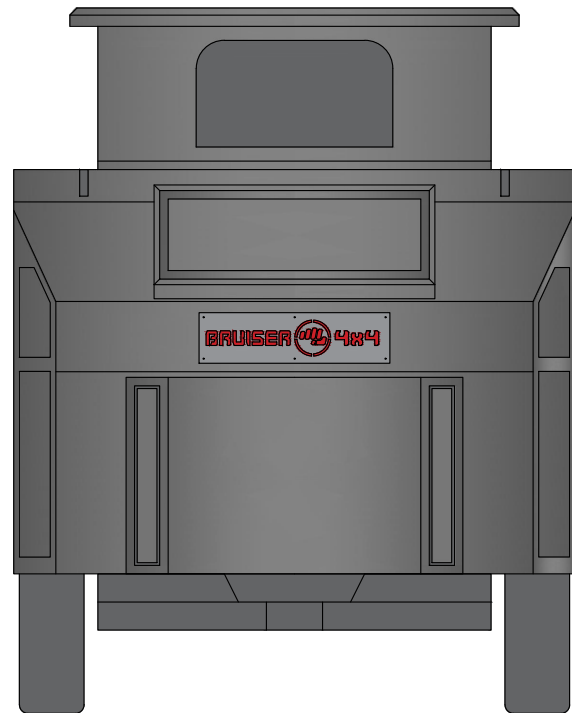


BODY CONSTRUCTION
30mm Double skin insulated body panels
25mm Lambdaboard insulation (flame proof & chemical resistant) R value 1.08
Tough Raptor coating paint finish
Interior wall finish custom Coverstyl Vinyl
Worktop surfaces 5wl stainless steel
Super heavy duty drawer sliders & latches

Bar area fitted with wine, beer, whiskey, tall glasses space for 4 bottles
Fridge slider to fit 90ltr fridge with wine storage unit & fold up worktop

Slideout Kitchen
gas cooker
Prep bowl (pull out mixer)
2 x drawers with 4 place crockery & cutlery in foam insert, extra storage for braai dishes, pots n pans

ELECTRICAL SYSTEM
100AH LifePo battery (upgradable)
Victron IP65 12/12/15 Battery charger
Bluetooth battery monitor
WRND DC/DC & Solar controller
Lumeno 6way switch panel, USB, cigarette socket
amp[le 12v LED white/amber exterior lights
interior 12v LED strip lights



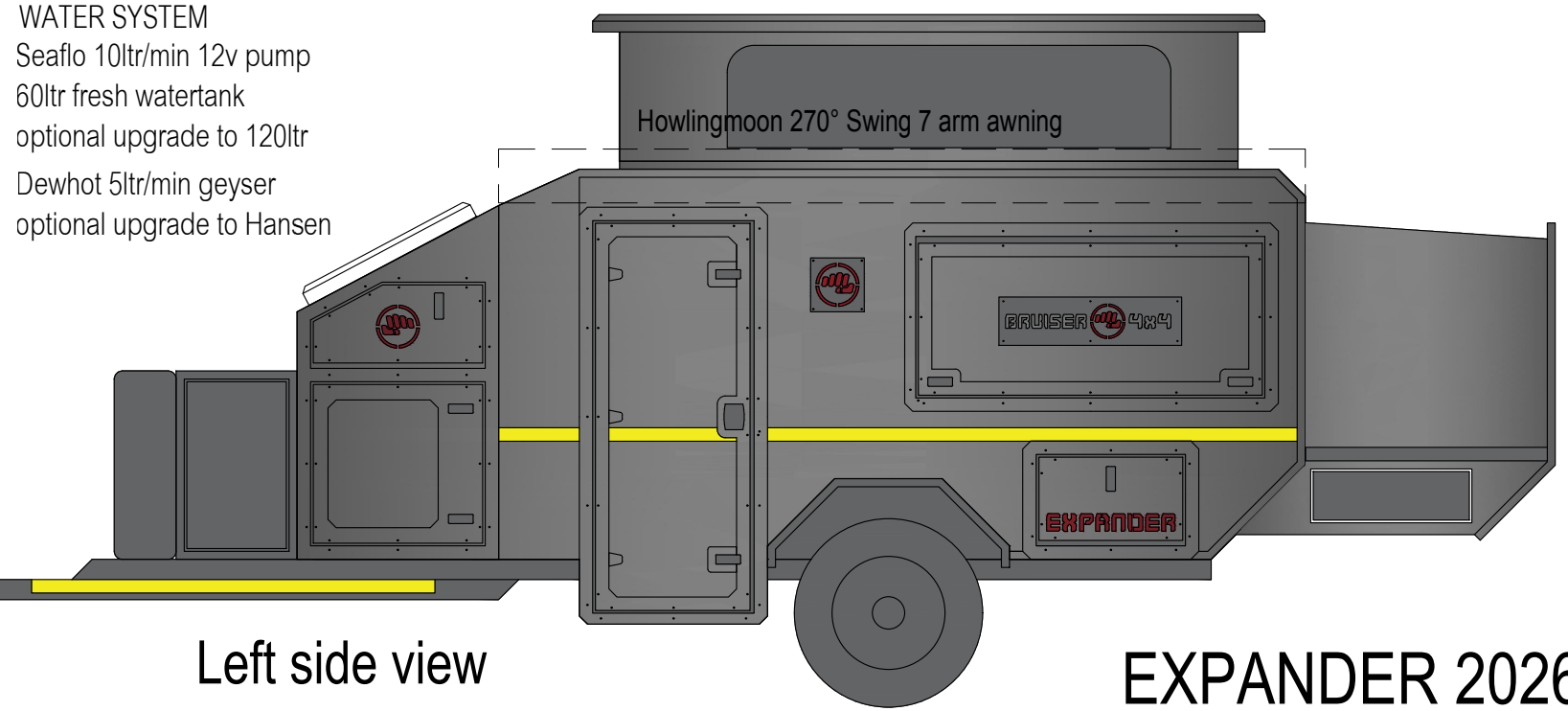
Front view



Rear view

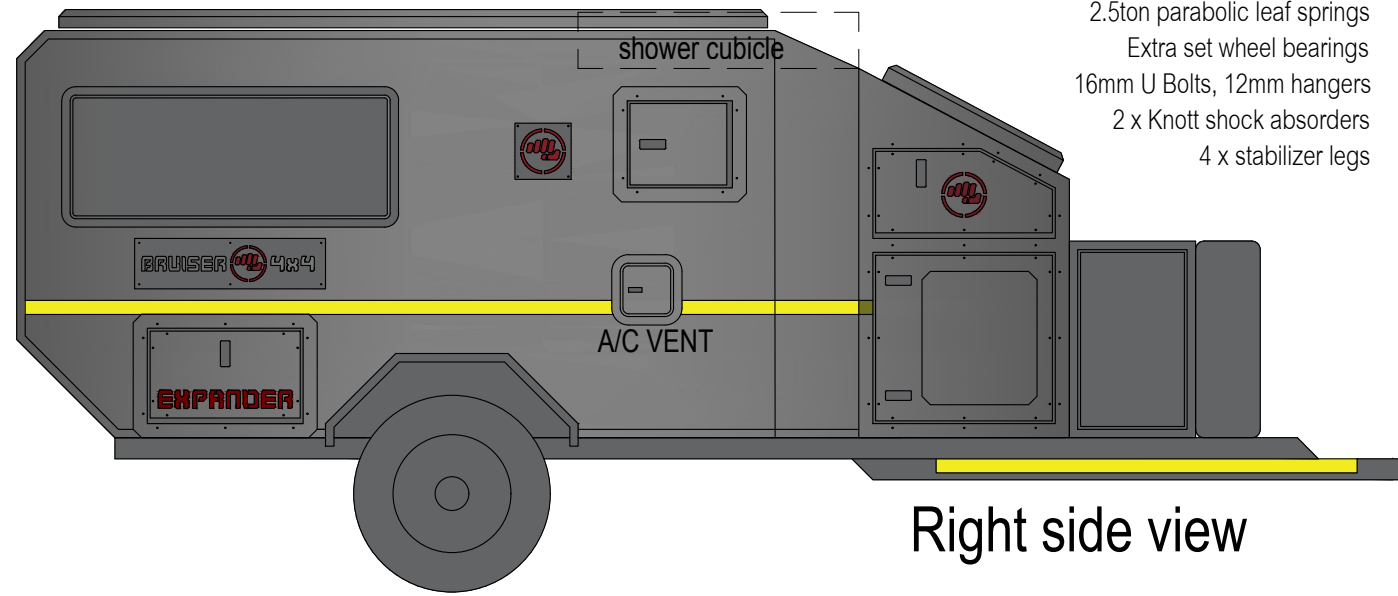
Tyres & Wheels
3 x 16inch steel rims
3 x 16inch AT tyres

WATER SYSTEM
Seaflo 10ltr/min 12v pump
60ltr fresh watertank
optional upgrade to 120ltr
Dewhot 5ltr/min geyser
optional upgrade to Hansen



Left side view

EXPANDER 2026



Right side view

2 ton Braked coupler
2.5ton 50x50 beam axle
250mm x 50mm drum brakes
2.5ton parabolic leaf springs
Extra set wheel bearings
16mm U Bolts, 12mm hangers
2 x Knott shock absorbers
4 x stabilizer legs