



# BRUISER 4x4












## PRICELIST

Premium 4x4 Vehicles for Adventure. Explore the outdoors with our top 4x4 camping vehicles.



### STANDARD FEATURES



-  Heavy duty galvanised steel chassis
-  2.5ton braked axle & Shock absorbers
-  16 inch All terrain tyres
-  Insulated composite body panels
-  Tough Raptor coating paint finish
-  Off grid power, water & lighting system
-  270deg 7 arm awning
-  Off road recovery tracks
-  Luxury interior finishes



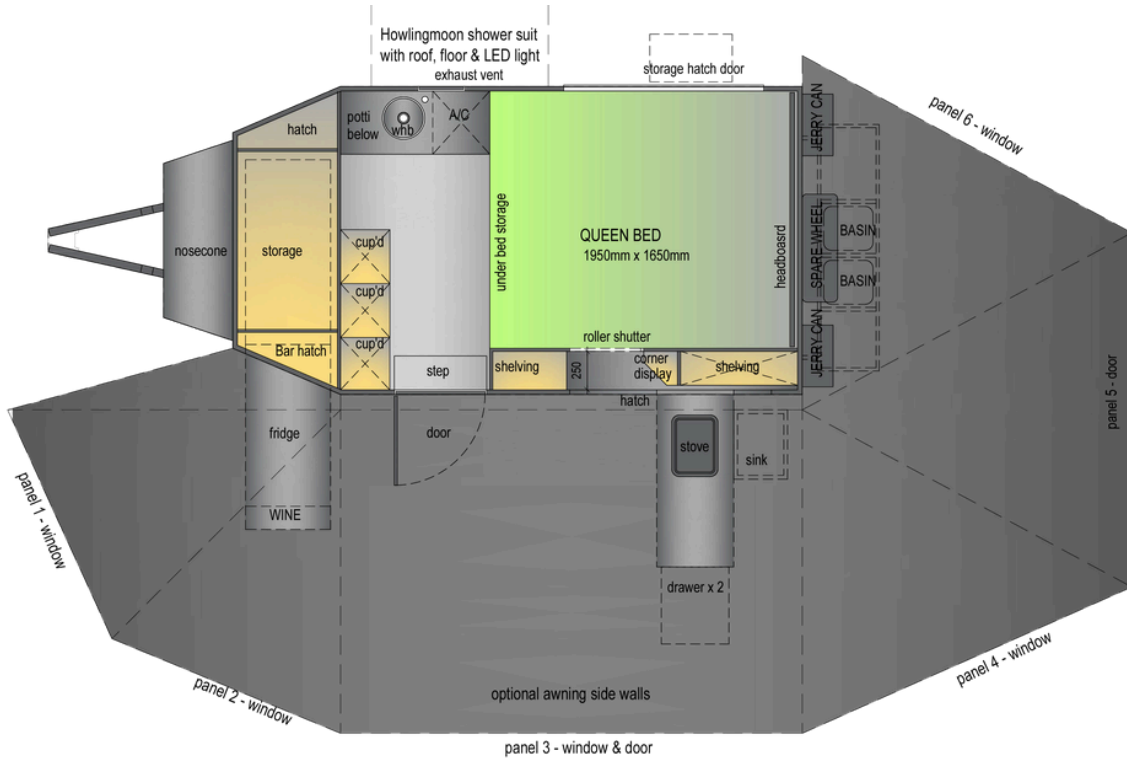
+27 72 192 2845



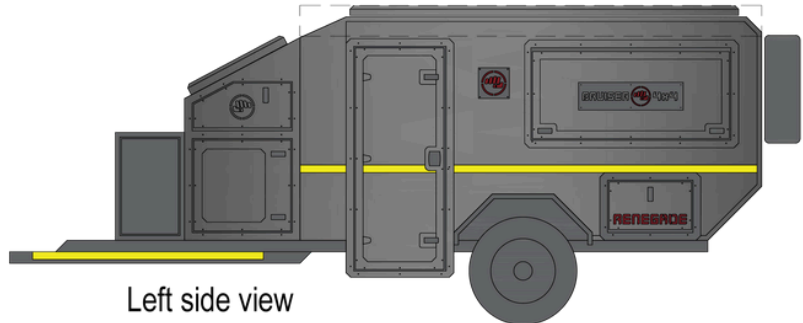
[www.bruiser4x4.co.za](http://www.bruiser4x4.co.za)



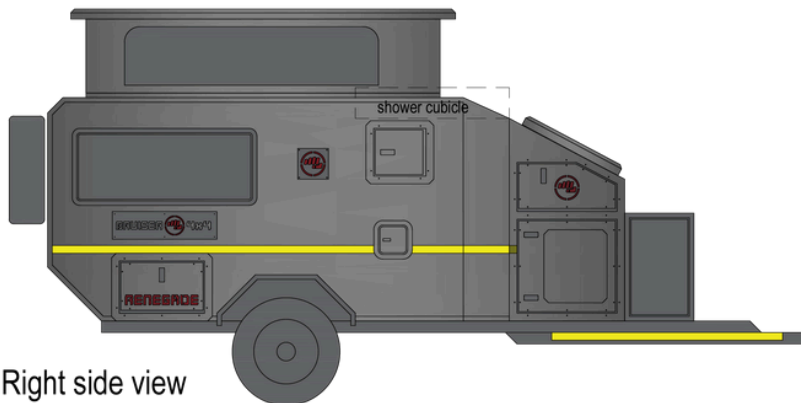
[sales@bruiser4x4.co.za](mailto:sales@bruiser4x4.co.za)



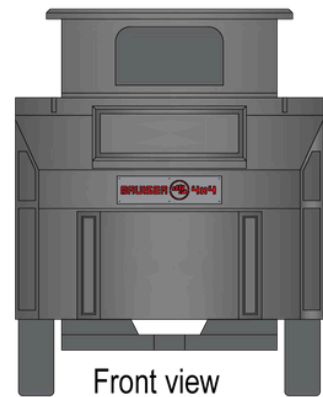
Rear view



Left side view



Right side view



Front view



## SPECIFICATIONS

- Dimensions - 4.9m (L)x 2.0m (W) x 2.2m (high) Tare 1250kg GVM 1800kg
- Galvanised heavy duty steel chassis with 1 x 2500kg beam axle, 250mmx50mm brake drums
- 2.5t parabolic leaf springs, 16mm U bolts, heavy duty hangers, shackles & 2ton coupler
- 2 x shock absorbers fitted to axle
- 60mm swivel type Jockey wheel
- 2 x rear 2 x front stabilizer legs and wheel spanner & crank handle wheel spanner
- 3 x 16inch Black steel Rims & A/T Tyres 6 stud 140mm PCD
- 25mm Lamdaboard insulation (rValue 1.10m2k/W @0.85kg/m2) (flame and chemical retardant)
- Exterior finish - Painted in durable Raptor coating (scratch, UV & stain resistant)
- Interior finish covered with Coverstyle architectural films (client to select colours & textures)
- 1 x Internal queen size bed (1950L x 1670w x 120mm thick mattress (20mm Gel infused foam top & bottom layer) under bed storage (Batteries storage, water tank & pump)
- LHS pantry hatch with shelving & roller shutter door for inside access (designed to clients approval)
- LHS kitchen drawer slider with stove glass top unit, sink & mixer
- 2 x drawers with foam insert (4 place setting - crockery and cutlery tray included)
- LHS Drinks hatch with glasses and foam inserts (with led light)
- Front nose hatch storage (with led light) storage for side walls, ground sheets, etc
- Aluminium nosecone (2 doors) with spare wheel bracket
- 2 x off road (Red) recovery tracks & bracket
- RHS hatch (with led light)
- 1200mm fridge slider 1000mm tray with wine bottle unit (flip up stainless steel worktop)
- External shower hatch (optional shower cubicle)
- (Optional) 10 000btu Portable Aircon with intake & exhaust vent
- 1 x 1200 x 500 RHS luxury window with block out blind & mozzie screen
- 3 x Internal cupboards with canvas doors & extra canvas storage pouch
- Side entry door with mozzie door & canvas door pouches
- 2 x jerry can holders, jerry cans & full spare wheel

## WATER SYSTEM

- 1 x 5ltr Dewhot gas geyser (upgradable to Hansen gas/elec)
- 1 x 3kg gas bottle, gas, regulator, pipe to geyser to nosecone
- 1 x 60ltr fresh water tank (upgradeable to 120ltr), 1x 12v Seaflow pump
- 1 x WHB unit with S/S sink and pullout mixer (potti storage below & A/C cupboard)
- 1x pull out mixer in hatch, 1 x wash stand , 2 x washbasin & rear Hot & Cold tap

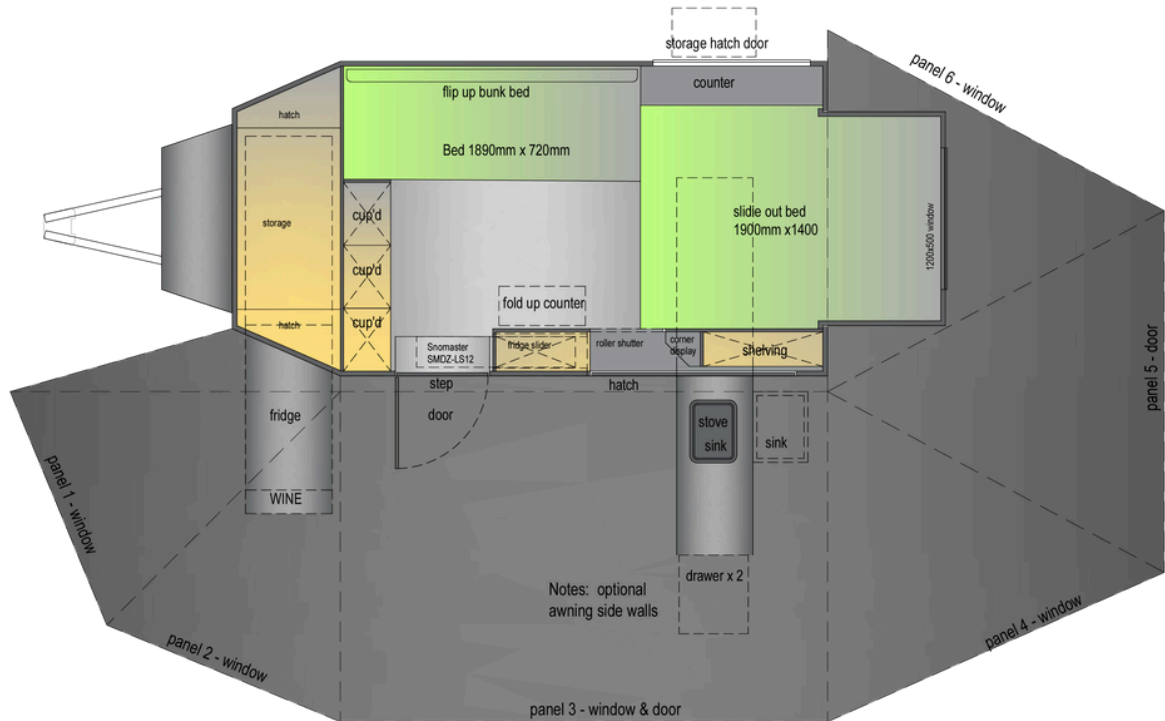
## ELECTRICAL SYSTEM

- 2 x Lumeno external 12v cigarette, 1 x Brad Harris outlet
- Lumeno Internal 12v lights (4 x strip lights)
- 3 x 12v USB charging points (1 inside cabin & 1 in food hatch)
- External 12v light LED, (amber & white) soft touch dimmable
- 1 x Bluetooth switch panel with
- 1 x 12v fuse board, Isolator swich & 12v battery connection
- 1 x power inlet point to mini DB Board & 10m caravan cable
- 1 x 12v 100A/h Lithium battery 15A/h Victron AC/DC charger
- 5 x power points (2 x inside, 1 x inside LH hatch, 1 x under bed, 1 x inside front hatch)
- 2 x 220v power point with USB socket & 1 x 12v USB/USC charger points
- WRND DC/DC & solar controller & extra Brad Harris connector to connect portable solar panel
- Bluetooth battery monitor

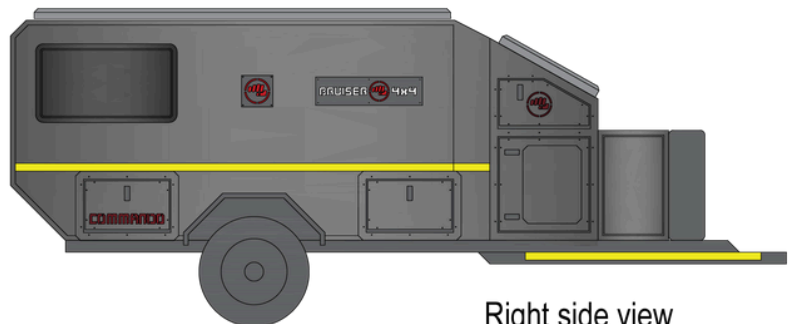
## CANVAS

- Lift up roof, with 4 windows in the canvas
- Cupboard door covers, mozzie screen and door storage pouches
- Howlingmoon 7 arm swing awning (including gutter and nose filler panel)





Front view



Right side view



Left side view



Rear view

+ 27 72 192 2845

sales@bruiser4x4.co.za

www.bruiser4x4.co.za

## SPECIFICATIONS

- Dimensions - 4.9m (L)x 2.0m (W) x 2.2m (high) Tare 1350kg GVM 1800kg
- Galvanised heavy duty steel chassis with 1 x 2500kg beam axle, 250mmx50mm brake drums
- 2.5t parabolic leaf springs, 16mm U bolts, heavy duty hangers, shackles & 2ton coupler
- 2 x shock absorbers fitted to axle
- 60mm swivel type Jockey wheel
- 2 x rear 2 x front stabilizer legs and wheel spanner & crank handle wheel spanner
- 3 x 16inch Black steel Rims & A/T Tyres 6 stud 140mm PCD
- 25mm Lamdaboard insulation (rValue 1.10m2K/W @0.85kg/m2) (flame and chemical retardant)
- Exterior finish - Painted in durable Raptor coating (scratch, UV & stain resistant)
- Interior finish covered with Coverstyle architectural films (client to select colours & textures)
- 1 x Internal slide out double bed (1900L x 1400wx 120mm thick mattress (20mm Gel infused foam top & bottom layer) 1 x single bed/sofa (1890x720) with flip up backrest (converts to bunk bed)
- under bed storage (Batteries storage, water tank & pump)
- LHS pantry hatch with shelving & roller shutter door for inside access (designed to clients approval)
- LHS kitchen drawer slider with stove glass top unit, sink & mixer
- 2 x drawers with foam insert (4 place setting - crockery and cutlery tray included)
- LHS Drinks hatch with glasses and foam inserts (with led light)
- Front nose hatch storage (with led light) storage for side walls, ground sheets, etc
- Aluminium nosecone (2 doors) with spare wheel bracket
- 2 x off road (Red) recovery tracks & bracket
- RHS hatch (with led light)
- 1200mm fridge slider 1000mm tray with wine bottle unit (flip up stainless steel worktop)
- external shower hatch (optional shower cubicle)
- Optional 9 000 btu Maclaren under bed aircon unit
- 2 x 900 x 500 RHS luxury window with block out blind & mozzie screen
- 3 x Internal cupboards with canvas doors, flip up dressing table & extra canvas storage pouch
- Side entry door with mozzie door & canvas door pouches
- Optional actuators on the slide out bed

## WATER SYSTEM

- 1 x 5ltr Dewhot gas geyser (upgradable to Hansen gas/elec)
- 1 x 3kg gas bottle, gas, regulator, pipe to geyser to nosecone
- 1 x 60ltr fresh water tank (upgradeable to 120ltr), 1x 12v Seaflow pump
- 1 x wash stand , 1 x washbasin & Hot & Cold mixer in hatch

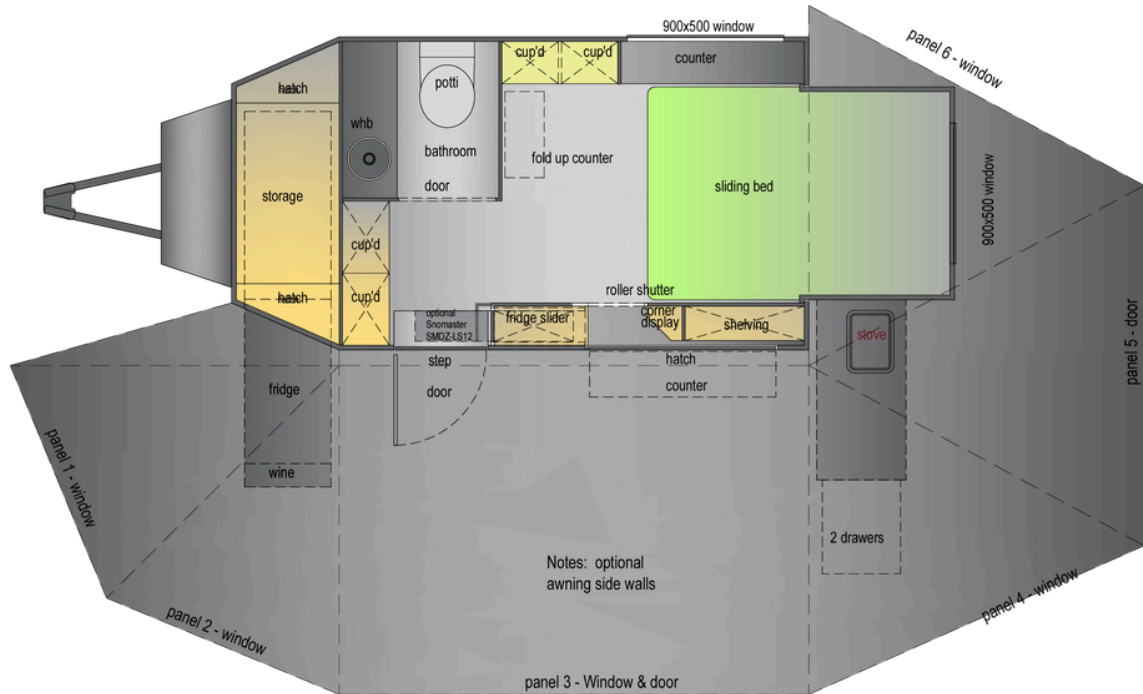
## ELECTRICAL SYSTEM

- 2 x Lumeno external 12v cigarette, 1 x Brad Harris outlet
- Lumeno Internal 12v lights (4 x strip light)
- 3 x 12v USB charging points (1 inside cabin & 1 in food hatch)
- External 12v light LED, (amber & white) soft touch dimmable
- 1 x Bluetooth switch panel with
- 1 x 12v fuse board, Isolator swich & 12v battery connection
- 1 x power inlet point to mini DB Board & 10m caravan cable
- 1 x 12v 100A/h Lithium battery 15A/h Victron AC/DC charger
- 5 x power points (2 x inside, 1 x inside LH hatch, 1 x under bed, 1 x inside front hatch)
- 2 x 220v power point with USB socket & 1 x 12v USB/USC charger points
- WRND DC/DC & solar controller & extra Brad Harris connector to connect portable solar panel
- Bluetooth battery monitor

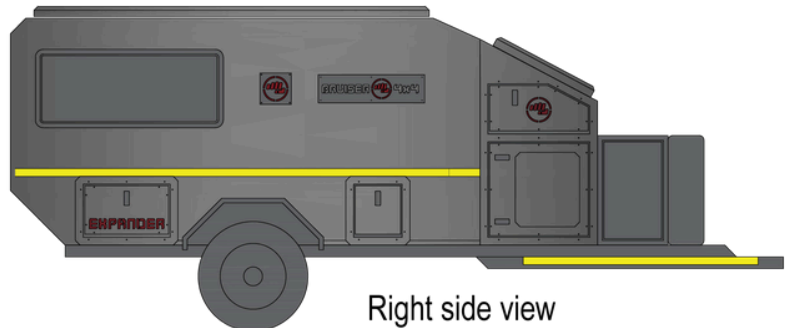
## CANVAS

- Lift up roof, with 4 windows in the canvas
- Cupboard door covers, mozzie screen and door storage pouches
- Howlingmoon 7 arm swg awning (including gutter and nose filler panel)

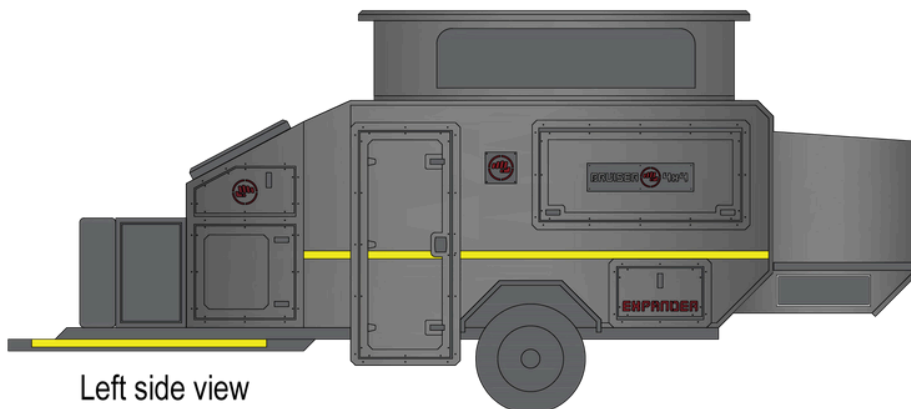





Rear view



Right side view



Left side view



Front view

+ 27 72 192 2845

sales@bruiser4x4.co.za

www.bruiser4x4.co.za



## SPECIFICATIONS

- Dimensions - 4.9m (L) x 2.0m (W) x 2.2m (high) Tare 1400kg GVM 1800kg
- Galvanised heavy duty steel chassis with 1 x 2500kg beam axle, 250mmx50mm brake drums
- 2.5t parabolic leaf springs, 16mm U bolts, heavy duty hangers, shackles & 2ton coupler
- 2 x shock absorbers fitted to axle
- 60mm swivel type Jockey wheel
- 2 x rear 2 x front stabilizer legs and wheel spanner & crank handle wheel spanner
- 3 x 16inch Black steel Rims & A/T Tyres 6 stud 140mm PCD
- Laminated composite body construction (stainless steel, aluminium & fibreglass)
- Exterior finish - Painted in durable Raptor coating (scratch, UV & stain resistant)
- Interior finish covered with Coverstyl architectural films (client to select colours & textures)
- 1 x Slideout Internal queen size bed (1880L x 1570w x 120mm thick mattress (20mm Gel infused foam top & bottom layer) under bed storage (2 x 75ltr water tank & 12v Seaflo pump)
- LHS pantry hatch with shelving & roller shutter door for inside access (designed to clients approval)
- LHS kitchen drawer slider with stove glass top unit, sink & mixer
- 2 x drawers with foam insert (4 place setting - crockery and cutlery tray included)
- LHS Drinks hatch with glasses and foam inserts (with led light)
- Front nose hatch storage (with led light) storage for side walls, ground sheets, etc
- Aluminium nosecone (2 doors) with spare wheel bracket
- 2 x off road (Red) recovery tracks & bracket
- RHS hatch (with led light)
- 1200mm fridge slider 1000mm tray with wine bottle unit (flip up stainless steel worktop)
- 1 x WHB unit with S/S sink and pullout mixer (potti storage below & A/C cupboard)
- External shower hatch (optional shower cubicle)
- (Optional) 10 000btu Portable Aircon (with intake & exhaust vent)
- 1 x 1200 x 500 RHS luxury window with block out blind & mozzie screen
- 3 x Internal cupboards with canvas doors & extra canvas storage pouch
- Side entry door with mozzie door & canvas door pouches
- Full spare wheel

## WATER SYSTEM

- Internal wetroom bathroom, luxury flushable toilet, wash basin, pullout mixer
- 1 x 5ltr Dewhot gas geyser (upgradable to Hansen gas/elec)
- 1 x 3kg gas bottle, gas, regulator, pipe to geyser to nosecone
- 2 x 75ltr water tanks (1 can be allocated for grey water)
- 1 x wash stand , 2 x washbasin & rear Hot & Cold tap

## ELECTRICAL SYSTEM

- Lumeno Internal 12v cigarette, Brad Harris & hella plug outlets
- Lumeno Internal 12v lights (4 x strip light)
- 3 x 12v USB charging points (1 inside cabin & 1 in food hatch)
- External 12v lights LED, (amber & white) soft touch dimmable
- 1 x Lumeno 6 switch panel with (USB, voltage meter, cigarette socket)
- 1 x 12v fuse board, Isolator swich & 12v battery connection
- 1 x power inlet point to mini DB Board & 10m caravan cable
- 1 x 12v 100A/h Lithium battery 15A/h Victron AC/DC charger
- 5 x power points (2 x inside, 1 x inside LH hatch, 1 x under bed, 1 x inside front hatch)
- 2 x 220v power point with USB socket & 1 x 12v USB/USC charger points
- WRND DC/DC & solar controller & extra Brad Harris connector to connect portable solar panel
- Bluetooth battery monitor

## CANVAS

- Lift up roof, with 4 windows in the canvas
- Cupboard door covers, mozzie screen and door storage pouches
- Howlingmoon 7 arm swing awning (including gutter and nose filler panel)

