



2019 ANNUAL REPORT







CONTENTS

Details

AFL Outer East Details.....	1
RGM Report.....	2 - 3
Commission Chair Report.....	4
Commercial and Operations Report.....	5
Netball Development Report.....	6
Junior Operations Report.....	7
Football Development Report.....	8 - 9
Media Report	10 - 11
Eastern Region Womens Report	12
Eastern Region Girls Report.....	13
Finance Report.....	14
Tribunal Report.....	15
Audit Report.....	16 - 17
Financial Statement.....	18 - 20
Cash Flow Statement.....	21
Notes to the Financial Statement	22 - 25
Life Members.....	26
Past Executive	27
Profile	28 - 31
Ladders.....	32 - 36
Finals Results	39 - 41
Home and Away Results.....	42 - 53
Best and Fairest	54 - 56
Leading Goal Kickers and Shooters	57
Honour Roll Best and Fairest.....	58 - 60
Honour Roll Premiers.....	61 - 66

AFL OUTER EAST DETAILS

A.B.N - 84 160 417 818

Office - 95 Colchester Road, Kilsyth, VIC 3137

Phone - (03) 9735 5448

Email - admin@afloutereast.com

Website - www.afloutereast.com

AFL OUTER EAST COMMISSIONERS :

Chair: Mr Tony Mitchell
Mr Shane Smith
Mr Leo Groenewegen
Mr Mal Darke
Mrs Kelly Stokes
Ms Lauren Bourke
Mr Mark Sargent
Mr Ryan Ford

AFL OUTER EAST OFFICE BEARERS :

Region General Manager: Mr Aaron Bailey

Commercial & Operations Manager: Mr Cameron Hutchison

Finance Officer: Mrs Sheryn Harbert

Football Development Manager: Mr Daniel Ryan

Netball Development Manager: Mr Greg Heinrich

Female Talent & Operations Coordinator: Miss Jessie Mulholland

Junior Operations Coordinator Mr Andrew Gibbons

Media Manager Mr Matthew Fotia

Administration & Accounts Mrs Gayle Seeger
Until Dec 2018

Director of Umpiring Mr Allan Grant
Feb - June 2019

AFL OUTER EAST RGM

2019 Report - Aaron Bailey



2019 saw the most significant restructure in our history, with the introduction of new clubs from the South Eastern Football Netball League (SEFNL) and the renaming of the Commission to AFL Outer East to greater represent the broad area our competitions now represents. These changes, combined with the relocation to new league headquarters, the development of a new region strategic plan and significant growth in participation has provided the platform for long term sustainably and security for the region.

Major change brings with it many unique challenges and as a region, delivering the Future Direction Football and Netball document in a timely manner, will be crucial in embedding all competitions. Key to this will be fast tracking competitive balance across our senior football competitions, particularly in Premier Division. The introduction of a graded under 18 competition in 2020 will be the first of several steps to facilitate this. Divisional Football provides clubs with the ability to find their level and rebound after difficult years. There is no better example of this than Doveton's historic premiership victory, after failing to win a game in 2018. Their win against rivals Pakenham, in one of the best grand finals in recent memory, highlights what can be achieved when clubs are able to re-establish at their level. Over the next few seasons, competitive balance will be found as clubs find their level.

Developing new clubs in the Casey Cardinia region will be vital in ensuring competitive balance is achieved. The development of Berwick Springs as a new senior club is the first step in this process. 2020 will see the club enter a full compliment of teams across football and netball, the first new club in Casey in some time. Continuing to develop clubs through these growth areas is a key priority in the short and long term.

Vital in ensuring competitive senior competitions is the continual investment in growth and development in junior football. Our growth in junior participants over the past three seasons has been substantial, up over 30 teams and 1000 participants. Pleasingly we have bucked state trends with strong growth in male participants, matching the increases seen across all female age groups. This growth has been achieved through several key factors; improvement in player retention, increased quality offered through junior representative programs, the work of our junior clubs and volunteers and the introduction of grading in junior football. Grading of age groups has seen average margins decrease significantly and a greater variety in clubs competing in finals and grand finals. Steep junior participation increases have presented unique challenges, particularly around key areas such as fixturing, which will be a key focus area of improvement in 2020.

The improvement in the quality of our junior representative programs, in both football and netball and led by our Development Managers, Danny Ryan and Greg Heinrich, has provided junior participants improved access to the talent

pathway. The coaching and development programs offered now across both sports is starting to pay dividends, with greater representation at both NAB League and VNL level. This will also have positive outcomes at club level in producing senior footballers and netballers for our clubs. The success of our Under 15 Association championship team, winning the state title, highlights the quality of competition available to our netballers in the region. Congratulations to Greg and his team on an outstanding result.

Female participation remains a strength of our region and our competitions, making up fifty percent of our total participation. This will only grow in the years to come, with the introduction of Junior netball through our new clubs. Providing a clear pathway from junior netball to senior netball is a key pillar of the commission's future direction and an area we will work extensively with clubs to grow. Providing netball as an option at Under 13,15 and 17 level in our communities will provide long term sustainability and viability for netball in the region, particularly as we move towards netball equalisation from Season 2020. Female and Women's football is now a viable choice for the women in our community, with AFL Outer East having its own women's competition for the first time. In 2020, this will grow to see stand alone female competitions in both Junior and Senior football. For the first time, we now offer genuine choice for women in our region to be part of our clubs in every capacity, be that as a player, coach, volunteer or supporter. Our clubs and the region are better for it.

As our competition continues to grow, so must the facilities available for clubs to play on and for programs like finals and interleague to be trained and played at. Soon to be released, the Melbourne East Regional Australian Rules Facility Strategy will assist and support key projects across the region and allow us to continue to support the investment in local footy and netball facilities we are seeing across our region. Local councils continue to be the single biggest investor in sporting facilities and where we can work cooperatively together with councils, government and AFL Victoria, significant gains will continue to be made. AFL Outer East now enjoys state of the art office and training facilities with its move to Kilsyth Recreation Reserve. This project, with Federal, State, Council and AFL Victoria support, provides a long term, sustainable home for both the AFL Outer East Commission and Eastern Ranges.

Monbulk's facility development is a great example of the quality of projects being delivered by local and state government. The connection with community, through its Wall of Support, supporting the health and wellbeing of the Monbulk community, is an example of how facility developments extend past football netball communities. Ongoing improvements of facilities looks assured, with new projects slated across the region, including Wandin, Mt Evelyn, Gembrook Cockatoo, Officer and Pakenham.

Sustainable and viable clubs are crucial for the long-term sustainability of the region. Key to this is continuing to find ways to bring down costs, increase investment in volunteer training and development and offering of programs that support both clubs and participants. Leading the Change is one such initiative that provides support in both mental health/wellbeing and respectful relationships across our region. Now in its second year, the program provides great support for clubs and participants, whilst making our clubs and communities more welcoming and inclusive. As a region, we have a responsibility to invest corporate funding back into our communities. This will increase further in 2020, with investment in club strategic plans and a new welfare program focusing on healthy club environments with alcohol. We thank our major partners in the welfare space, Yarra Valley Water, Eastern Health and Sport and Life Training (SALT) for their ongoing support of our clubs and community.

Investment such as these in our clubs and our people requires AFL Outer East to perform at a consistently high level, both operationally and financially. Our financial performance this year has exceeded expectations. Not only has the organisation recorded an operating profit of \$177,243, we have been able to clear all debts and write off all discontinued stock. This provides a strong foundation now to reinvest back into our clubs, with a focus on lowering club costs. The AFL announcement on the removal of affiliation fees from AFL Victoria charges is the first step of many in creating improved affordability and easing the burden on volunteers. Aged debtors remain the major risk to our business and is an area we will work with clubs on to improve in 2020. As it sits, this creates a need for the commission to build its cash reserves to manage the short fall each year, money better placed to be reinvested in staffing, clubs and programs.

The growth in participation and competition size has allowed the commission to extend its corporate partner network. We welcomed three new Competition sponsors this year, in Totally Work Wear Berwick and Knoxfield, Hallam and Bayswater Truck Centre and ATC Traffic, as well as Gumbuya World as Finals Sponsor. Bendigo Bank, Yarra Valley Water, Glenbrae Signs, Yarra Valley Racing, Leisure Pools, Coldstream Brewery, Bluegum, Mega Diesel, Tara Press, Project, Sherwood, TLA, All Trophies and Yarra Valley and Croydon Toyota all continued their long and proud associations with our region in 2019. We are thankful and grateful for such strong relationships with major organisations in our region.

Another key focus for our organisation is building a staff that can drive and deliver our strategic and future direction. Over the past three years we have grown from a team of three to a team of eight dedicated, diverse people who are driven to make this commission the very best it can be. It is a team made up of quality people who meet and act under our core values - Accountable, Approachable, Supportive, Connected, Trusted.

We welcomed several new staff members this year, who have been outstanding additions for the region. Matt Fotia has taken our media to a new level and has grown our profile across the region, Sheryn Harbert has been a key driver in our financial and administrative improvements and Greg Heinrich is quickly building our netball into one of the premier Football Netball competitions in the state. Cameron Hutchison, Daniel Ryan, Andy Gibbons and Jessie Mulholland continued to provide our clubs with a high level of service and carry out their roles in a dedicated and professional manner. The AFL Outer East Commission, Junior Advisory Committee and Umpires' Association all continue to make significant contributions to the smooth-running of the League. Led by Tony Mitchell, the commission should be commended for their willingness to make brave transparent decisions that will ensure the long-term sustainability of the region.

Thank you finally to the many volunteers we have across the region. We are blessed with a terrific and diverse community that extends across four Council regions. The passion our volunteers have for their clubs, football and netball is evident and as a collective we all have a shared desire to create welcoming, inclusive, successful and sustainable clubs. AFL Outer East Staff and Commission are steadfast on delivering the vision outlined in the region's Future Direction document and strategic vision. It is a journey that will continue to present challenges and will take time to fully realise, but it is one we are committed too.



COMMISSION CHAIR

2019 Report - *Tony (Knobby) Mitchell*



Our first season under the new banner of AFL Outer East saw the introduction of three senior football divisions being Premier, Division One and Division Two and the introduction of junior netball played on a Saturday, and with that we have witnessed great success with plenty of room for expansion particularly in the netball area at junior level.

The most pleasing factor from the commission's point of view is that we are nearly at a 50/50 split of participation between females and males, across both football and netball, making us the only competition in the State to achieve this. This confirms our commitment towards a family friendly environment, something for all members of families to support or play.

Over the past season we had to adapt to change having three lots of finals and variation in fixtures and who and where all clubs have had to play. I'm the first to admit we have had our challenges, but we remain confident and upbeat over the coming years the challenges will become history. The commission, through our future directions document and strategic plan are committed to ensuring that our clubs and competitions remain viable.

AFL Outer East will continue to grow as a competition throughout the greater outer eastern and northern regions. We have to ensure that we are focused on improvement of both the football and netball competitions and give each club the opportunity to find its own level and standard.

In saying this, I wish to again acknowledge and thank the great work being undertaken by our office staff under the management of Aaron Bailey (Region General Manager).

Danny Ryan has been an asset to the Football Development Manager's role, Football Operations Manager Cameron Hutchison and Junior Football Operations Coordinator Andrew Gibbons have worked seamlessly together, whilst Accounts Administrator Sheryn Harbert and Jessie Mulholland to Female Competitions & Talent Co-Ordinator have continued this theme with some great results in their fields.

In 2019 we appointed Greg Heinrich as Netball Development Manager and Matt Fotia into the Media and Partnerships. Both are newly created roles and they have produced some fantastic work and have added real value to our team.

Our staff are truly committed to the sustainability of our clubs and competitions and are employed to support clubs with all facets of football and netball, inclusive of business models and committee development programs.

I would like to thank all our affiliated clubs both at junior and senior levels for your valued input and honesty over the past 12 months.

I again commend Aaron Bailey on his efforts and commitment to our commission, he has again given me and my fellow commissioners great support. I understand at times we are challenged with decisions that are made and we do not always agree on some directions we are taking, however, I feel we are all on the same page with the longevity, viability

and sustainability of our football / netball competitions. As a region, we are well respected with both AFL Victoria and Netball Victoria and most importantly financial viable under our present financial model.

I'd like to take this opportunity in welcoming from the Riddell & District Football League to our competition for 2020 and beyond:

- Broadford Football Netball Club Inc

Also welcoming the formation of a new senior football netball club:

- Berwick Springs forming both Senior & Reserves football with a full complement of netball teams. Berwick Springs will also continue with their under 18 football team.

I would like to pass on my special thanks to my fellow commissioners for their support, varying ideas, great debates and most importantly the continued commitment they have given me and our clubs by ensuring our football and netball continues to grow and develop.

Many thanks Deputy Chair Shane Smith and fellow Commissioners, Mark Sargent, Graeme Tuplin, Leo Groenewegen, Mal Darke, Ryan Ford, Lauren Bourke and Kelly Stokes for your commitment, input, acceptance of change and the great support that they have provided me over the past 12 months during much change.

Thank you to our umpire's in both junior and senior levels. I would like to pass on my special thanks to John Edwards, Trevor McGary, Matt Rickard, Brendan McKenna, Warwick Marsh, Steve White, Leigh Walters, Les King and Bryan Sultana for their support in providing umpires and developing umpires this season. 2020 will see a new direction in our umpiring and we hope to continue to develop our youth and create a pathway for them all to umpire in our expanded competition

Thank you to Caz Gunn for her continued commitment in supporting Greg Heinrich with umpiring pool and assisting in growing our competition. Greg has done a fantastic job with the support of Caz to ensure we support the netball facet of our game, well done guys. Next season we will continue to expand netball with a further teams in the Under 13's 15's and 17's competitions.

We will continue to challenge the status quo with plenty of challenges ahead, but lets remains positive, as we'll become a great institution that will be the envy of all.

Our club environments are continuing to focus on participation, retention, growth and being safe. We are to provide opportunities for our youth and most importantly, provide a safe place for our children and family members to enjoy our great games.



COMMERCIAL & OPERATIONS

2019 Report - Cameron Hutchison

From the biggest challenges, come the biggest rewards. In a year full of changes, 2019 certainly had its challenges. Taking on the Commercial sales for the first time in 2019 was an enjoyable challenge and I'm excited by the further changes we are making in conjunction with our magnificent suppliers in this space for 2020. The aim is to make these processes easier, for both clubs and our admin alike. I'd like to first thank my colleagues and the clubs for their patience during both of our office moves during the 2019 season and the other teething issues we faced. Thankfully we have now settled into our home at the Kilsyth Centre of Excellence in Colchester Rd with Eastern Ranges and can setup more permanent structures in this area.

In season 2019 we also welcomed eight Football clubs and five Netball clubs to our competitions. The majority of these were joining us for the first time with some of them having previously competed against our existing clubs many moons ago (1930's) as well as Berwick Springs entering their first ever senior side in the Under 18's. Personally, I found these clubs a pleasure to work with and believe they fitted in with the existing clubs well and I look forward to seeing the growth and integration of all our clubs in the years to come.

The 15 and Under and 13 and Under Junior Netball competitions were also a first for us in 2019. The introduction of these along with the expansion in the 17 and Under age group was a very exciting addition to our region and another step in the sustainability and growth of our netball competitions. Thank you to our Netball Development Manager, Greg Heinrich for his involvement in assisting myself and all our clubs in their Netball development needs. A huge congratulations to our 15 and Under Association's Championship team who took out the state title in their first ever appearance at the event.

In 2019, as a region we increased by over 2,000 participants, across 100 extra teams and 13 additional clubs compared to 2018. We saw 28 Premierships won in the Senior Football and Netball competitions and Nine won across the Junior Boys and Girls Football. These are just some of the rewards for our region, clubs and communities for all the effort they put into our clubs.

2020 is shaping up to be exciting for clubs in each competition, with the possibilities of clubs who haven't featured in finals for a few years having a good opportunity next year. We will again see growth in the competitions with the addition of Berwick Springs Senior and Reserves sides and the introduction of Broadford FNC to Division Two.

Some of the 2019 season highlights for me were:

- The 15 and Under rep team winning the Association Championships.
- The continued growth in Womens teams, with a standalone AFL OE Division.
- Moving into our long-term administrative home at the Kilsyth Centre of Excellence during July.
- Three Senior divisions for the first time.
- Record attendances at the Premier Division Grand Finals.
- Junior Grand Finals played at our new home in Kilsyth.
- Our first Good Friday match Doveton V Officer/ROC

Now onto some further thanks.

Firstly, to Caz Gunn, for another great year in charge of the organisation of our Netball Pool Umpires. It was huge task to deliver quality pool Umpires across all our A and B Grade matches each week, especially with the growth in the competitions and you handled this very well. Once again, we had a great standard of Pool Umpires across our season and in the Finals. We look forward to building on these Umpire numbers with you in 2020.

Our Football Umpires also faced the challenges of change in 2019 with the Heads of Umpiring changing a couple of times and a new training base. I'd like to thank Allan Grant for his efforts in this space in the time he was there and a big thank you to John Edwards for stepping back in when it was required. I'm excited by the future growth that is possible in our Umpiring sector, especially with the appointment of Scott Van Noordennen for 2020 as our Umpiring Director. Thank you also to Brendan McKenna and his coaches for another outstanding year working with our Junior Umpires.

Thank you to our Media team, led for the first time by Media Manager Matt Fotia. Together you were all able to raise the bar on our product delivery and connections with the wider communities.

Special thanks to Jason from OETV and our dedicated commentary team, Leo, (Roaming) Walshy and Jesse along with our special comment's assistances throughout the year.

Our OETV footage was able to integrate with the software package HUDL giving our Senior coaches a more than handy resource tool. Congratulations to Matt on the rollout of our new website earlier in the year as well. It's a great addition to our media platform.

To Jessie Mulholland, I personally wish you all the best for the future after accepting an extended role with the EFNL when it was announced that the EFNL and Outer East would go their separate ways regarding Women's and Girls competitions for 2020.

Your drive and passion for female footy has been magnificent. It's been an absolute pleasure to work with you over the past two years and see the results you have gained in these competitions. I look forward to continuing to build on what you have achieved. No doubt our female players are in great hands while you continue in your role as Female Talent Coordinator for Eastern Ranges as well.

To Craig, Mick, Bill and our Tribunal panel members, without your dedication to our judicial tribunal system we wouldn't have one at all. I thank you very much for all your efforts and making the set-up and organisation of the Tribunal hearings as easy as possible. Nothing I ask is ever too much trouble and I truly appreciate that support.

In closing I'd like to thank all the Club Officials, especially all the Presidents, Secretaries and Football Managers whom I converse with the most throughout any given year. We don't always have to agree on everything but as long as we all have the best interests of the competitions at heart we will achieve the desired results.

Finally, thank you to my wonderful wife Tegan and children Marshall and Charlotte and other supportive family for another year of allowing me to do something I love doing every day. Thanks guys.

NETBALL DEVELOPMENT

2019 Report - Greg Heinrich



Junior Netball Development

2019 saw the introduction of Junior Netball into the AFL Outer East with 49 Teams (over 500 players) participating across the 13 & Under, 15 & Under and 17 & under Divisions, with the following breakdown:

13 Under White x Seven Teams
13 Under Blue x Seven Teams
15 Under White x Eight Teams
15 Under Blue x Seven Teams
17 Under White x Seven Teams
17 Under Blue x 13 Teams

With the competition growing to a total of 27 clubs across three divisions, not all clubs were able to recruit and enter junior teams from the former Yarra Ranges competition. This made fixturing all junior games a major challenge for season 2019 and we thank all players, parents and clubs for their ongoing support through-out the season when it came to adjusting or altering these fix-tures.

Teams that competed in the White division followed the Senior Division One Finals Series whilst teams that competed in the Blue division followed the Senior Premier Division Finals Series.

This provided an opportunity for clubs within the former South East FNL junior structure to experience our venues within the Yarra Valley.

Junior Netball - Future Focus (Pathways)

Junior Netball provides clubs with an opportunity to create a long-term, sustainable future for their communities. With the addition of the Junior Representative Program in 2019, we experienced immediate success with the 15 Under team winning the coveted Association Championships. A title that Netball Association and FN (Football Netball) Leagues have been chasing over the past 20 years.

This success demonstrates the strength of the talent within the League and importance of junior netball and it also provides a clear pathway for clubs to offer their junior athletes. The successful team was as follows:

Coach: Steph Puopolo (*Monbulk FNC*)
Isabella O'Shanassy (*ROC Netball Club*)
Eliza Mettes (*Beaconsfield NC*)
Zealand Rakei (*Doveton FNC*)
Charlotte Shortis (*Beaconsfield NC*)
Luiza Sulemani (*Berwick NC*)
Gemma Ziino (*ROC Netball Club*)
Mikayla Phillips (*ROC Netball Club*)
Holly Moulday (*Berwick Netball Club*)
Annie O'Brien (*Doveton FNC*)
Cassie O'Brien (*Doveton FNC*)
Romy De Nardis (*Narre Warren FNC*)

The focus of 2020 is to continue the growth of the Junior competition as part of the Future Directions document and expand our Junior teams so that all clubs have a minimum of one junior team in each of the junior age groups.

Junior Netball Clinics

Prior to the Premier Division Grand Finals we showcased the facilities of Pakenham Lions Netball Club by hosting a Junior Netball Clinic in partnership with Mercedes Benz Berwick and Australian Diamond Liz Watson.

We had approximately 70 young athletes participate in the Mid-court Specialist Clinic and take on the opportunity to learn from Liz as well as VNL Championship Player Kassidy Withers from the Casey Demons as well as Pakenham Lions NC joint A Grade Best and Fairest Emma Jones.

With the clinic proving a huge success we will look to replicate these across all regions of the Outer East in season 2020.

Coach Development

- How to Develop an Effective Training Session
- Goal Shooting and Goal Circle Movement
- Centre Pass Structures (Attack & Defence)

This season we continued our commitment to providing opportunities for Coaches within the League to learn and further develop their coaching craft.

We had 45 Coaches participate in the three workshops from clubs across all three divisions.

Interleague

This year the Open and 17 & Under teams kicked off their Inter-league campaign in early March in preparation for the Interleague clash up in Bendigo in May. We experienced increased numbers for both sides with the strongest athletes from the South East and Yarra Ranges regions attending. This was extremely positive and made the selectors role challenging in finalising the teams.

Whilst the coaches were confident in the squads that were travelling for the clash, we knew that Bendigo would be fielding equally strong teams. The weather gods were on our side producing the perfect weekend for the Interleague carnival, but the net-ball gods had other plans for our 17U and Open teams, both going down convincingly to Bendigo.

This year provided the league a great platform to build an even stronger representative program for our Open athletes.

A special thanks to our Coaching and Support staff that enabled the weekend to take place:

Open Squad Coaches: Guy Keane and Kaitlyn Black
Open Team Manager: Matt Blanchard
17Under Coaches: Greg Heinrich and Latoya Wards
17Under Team Manager: Jodi Chandler

Season review:

With Season One of the AFL Outer East competition complete, I'd like to take the opportunity to thank all clubs and their committees, players, team officials, parents and spectators for their continued support and feedback throughout the year and I look forward to seeing you back in 2020 to do it all over again.



JUNIOR OPERATIONS

2019 Report - *Andy Gibbons*

2019 was a consolidating year for our Junior sector, after introducing grading three years ago. I feel we are closer to getting it right, but still have some challenges such as team numbers, ground availability, fixtures and player retention.

Season 2019 saw us introduce our Friday Footy Frenzy for the Under Nine's.

These two evenings were a great success, thanks to Danny Ryan and our two host clubs Woori Yallock & Belgrave.

We will be looking at keeping the Under Nine's on Friday nights early in the season next year.

We also continued with our Under 10 Lightning Premiership which once again was a great day and we thank to Wesburn for hosting the day.

This year we had an increase in Junior teams up from 74 to 78.

This equates to an increase of 132 participants.

This season we had;

16 Under Nine Wayalaks teams, with Mt Evelyn and Woori Yallock fielding two.

12 Under 10 teams.

8 Under 11 teams with **Woori Yallock** the premiers.

6 Under 12 Ranges teams with **Wandin** the premiers.

8 Under 12 Yarra teams with **Mt Evelyn** the premiers.

6 Under 14 Ranges teams with **Wesburn** the premiers.

10 Under 14 Yarra teams with **Belgrave** the premiers.

12 Under 16 teams with **Mt Evelyn** the premiers.

6 Under 12 Girls teams with **Healesville** the premiers.

8 Under 14 Girls teams with **Monbulk** the premiers.

8 Under 16 Girls teams with **Healesville** the premiers.

We also saw Mt Evelyn field a team in Under 16 and Under 18 Premier Division, whilst Seville had a side in the Under 18 Division One.

I would like to thank all the clubs and their executive committees for all their hard work and commitment.

Once again I would like to thank the AFL Outer East Commission, who have yet again backed and supported the Junior Competition with every initiative myself and others have put forward.

To the AFL Outer East Staff, thank you all for your support, guidance and dogged commitment to producing an enjoyable and progressive junior competition.

The Junior Strategic Advisory committee has once again given up their time to help ensure our Juniors stays strong

and prosperous, so thank you once again to Nan, Maxine, Ray, Russell and of course our Junior Commissioner Mal Darke.

Thank you also to Brendan McKenna and the Junior umpire advisors. Without umpires our players would not get onto the park. Thank you for not only for organising all our umpires but for also recruiting a good group of young aspiring umpires, who have officiated our games so well.

Moving forward, most of you would now be aware that we have split from the EFNL in the female football space and now will be running the girls fully under the AFL Outer East Junior banner.

I would personally like to Thank Jessie Mulholland for all her hard work running and promoting female football in our league over the past two years and wish her all the best in the future.



FOOTBALL DEVELOPMENT

2019 Report - *Daniel Ryan*



AUSKICK PROGRAMS

Participant numbers continued to grow for our Auskick Centres in 2019 with a 5% growth from 2018.

Our Auskick Gala Day was a success with 10 centres coming along to our day at the Kilsyth Recreation Reserve, with 160 kids participating in the Auskick Super Clinic run by our Game Development Officers (GDOs) and some Hawthorn players.

The AFL 9's carnival was run in September with 6 centres taking part in the night at Seville. The carnival was designed for kids transitioning into junior football in 2020. Centres had a junior club member attend the night to promote their club for the following year.

Thank you to all our Auskick Coordinators and their coaches, who do a power of work to make so many kids first experience with football a memorable one

SCHOOL PROGRAMS

School programs are funded either through the School Sports Program or AFL Victoria's FDM budget, with Game Day Officers running clinics within schools to help promote football and local junior clubs during the months of February, March, April and May to coincide with the start of the season for our Junior competitions.

During this period AFL clubs - Hawthorn, Collingwood, Melbourne and Western Bulldogs - visited Schools in the region, where students took part in clinics run by our GDO's and AFL players.

Worawa Reconciliation Carnival was held again in 2019 with support from AFL Outer East. Four schools and 80 girls participated in the day.

During these programs, participants are encouraged to contact local junior clubs if there is anyone interested in playing Australian rules footy, which is a huge help for local junior clubs as over 5,700 kids took part across all programs in 2019.

COACHING PROGRAMS

Coach development has been an area of heavy focus over the past three years via giving better support to coaches through coaching workshops, seminars and online material. We believe coaches have a significant role to play in not only player development but player retention.

13 Workshops/Seminars were conducted for both junior and senior coaches, with 401 coaches attending these sessions run by several presenters for coach development. Coaching behaviours, match day coaching and age specific coaching was the theme throughout all sessions.

Thanks to all presenters who helped conduct those workshops; Craig Winter, Mal Bangs, Harmit Singh, Nick Rutley, Eastern Ranges and Hawthorn FC.

SENIOR INTERLEAGUE

The Senior and Under 18's Interleague games were played against Bendigo Football Netball League in 2019. Seeing as both leagues (South East/AFL Yarra Ranges) were coming together to compete for the first time, expectations were high. Our Under 18's competed very well in their game and narrowly went down late in their game, but the challenge for our Senior team was much too great with a heavy loss against a slick outfit in the Bendigo FNL. Nevertheless many thanks go out to all the players and staff who volunteered their time over a three week period and committed to program.

Special thanks go out to both Coaches in Nick Rutley (Seniors) & Brett Fisher (Under 18's) and their assistant's coaches, the trainers in Brodie West, Racheal Credlin, Karen Webb and Kylie Oultram, team manager Peter Matheison, as well as the Beaconsfield/Narre Warren Football Netball Clubs for the use of their facilities during the program.





FOOTBALL DEVELOPMENT

2019 Report continued

JUNIOR INTERLEAGUE

This year saw the continued roll-out of the new program which brings our league in-line with the Eastern Ranges and Hawthorn Next Generation Academy programs with terminology and teaching practices used for both organisations, which hopefully will give our more talented players a better understanding of what is required at the next level. The relationship with both Eastern Ranges and Hawthorn has strengthened this year with not only the move of our league headquarters into the same office as Eastern Ranges, but we can now announce our under 13's and 14's squads will participate in Hawthorn's Next Generation Academy program in 2020. This is a fantastic opportunity for kids in our region.

The interleague program ranges from our Under 11's, 12's boys and Under 12's girls Academies to our Under 16's boys team. Training for these squads kicked off in March of this year with over 340 boys and girls participating in the early stages of the programs before squads were reduced to 260 kids to play in the carnivals. Whilst reducing the squads was a difficult task I'm sure all the kids that took part in the first six weeks of the program would have benefited greatly from the experience and would have returned to their clubs as better players for the experience.

Another major focus of the Junior interleague was developing our coaches. 28 coaches/assistants committed many hours to work with and develop our kids to be better players and deliver a fantastic interleague program. All coaches also took part in Coach Education sessions at Hawthorn Football Club and the Eastern Ranges, which gave the coaches a great insight to elite levels of training and training techniques

Our aim is to further develop our junior coaches in our region and provide a pathway for coaches that want to go further with their coaching or simply want to become better coaches back at our junior clubs. This has been evident with Dallas Spencer and Michael McGrath who took part in the under 13's and 14's Hawthorn Next Generation Academy program held at Yarra Valley Grammar for a combined squad of EFL and AFL Outer East juniors.

Once again, I'd like to thank all Development & Interleague coaches, Shane Newsome, Chris Handasyde, Ash Gibbons, Dave Dalstella Dallas Spencer, Matt Robinson, Garth Bateson, Tim Wragg and their Assistants, as-well as Joseph Molluso our Talent Manager for all their hard work in selecting Squads.

A special mention to junior clubs on their support of the Junior interleague program and for the clubs that were very generous in allowing our teams to train at their grounds.

AFL OUTER EAST FDM REPORT

AUSKICK/JUNIORS

- 16 Auskick Centres
- 815 Auskickers - 5% increase from 2018
- 14 Junior Clubs
- 78 Boys teams
- 26 Girls teams
- 2461 Junior players - 30% increase from 2015

COACH DEVELOPMENT

- 13 Coaching Workshops
- 401 Coaches Attended
- 190 Accredited Junior Coaches
- 256 Accredited Senior Coaches

SCHOOL PROGRAMS

- AFL Player Appearances - 1171
- Festival/Fete Clinics - 517
- Community Competition Activities - 1743
- School Sports Program - 879
- School Holiday Program - 84
- AFL 9's Carnival - 60

TALENT PATHWAY

- Development Program - Under 11's - 12 Girls
- Interleague Program - Under 13's - Under 16's
- 291 players participated in Interleague Carnival
- 49 players in Hawthorn NGA Programs
- 13 players in Eastern Ranges Programs



2019 Report - Matthew Fotia



What a year 2019 was for all involved throughout the AFL Outer East, with comeback stories, upset victories and everything else in between. For myself it was a great introduction to working properly in sport, albeit part time, with so much content constantly rearing up on a weekly basis.

The beauty of this new role was that there was no-one before me for direct comparison, or for me to try and emulate. I was given almost free rein to do things the way I preferred, and for that I have to thank both Tony Mitchell and Aaron Bailey.

Before I begin with some numbers and words that show the improvement we made in the media sphere, I'd like to reminisce on some of the more memorable moments from 2019.

Whilst Interleague itself was not a successful venture for our sides, I enjoyed the excitement it created around the competition and the spectacle that the Bendigo FNL put on was fantastic, with their facility and hospitality top notch, despite their commentary team being more than pleased with their sides efforts on the afternoon.

Secondly the entire finals series was fantastic, with barely a dud game amongst them. The three Grand Finals were all memorable in their own right, with Seville finally shaking the monkey off their back with the skipper booting eight, Doveton achieving the ultimate comeback story in a thrilling game against Pakenham (and of course that Stapleton goal), and Narre Warren's upset victory over Berwick in the pouring rain, after two of the highest Under 18 and Reserve finales ever.

And of course who could forget Thornton Eildon's glorious victory back in round nine, as they went end to end in the dying moments to win the game after the siren. Whilst the Roos still have their troubles, moments like that are still ones to savour.

SOCIAL MEDIA

2019 saw us experience a big increase in social media engagement and of course utilisation. Throughout the pre-season it was used to keep 'punters' in the loop on the big movements amongst the clubs, as well as helping clubs with their advertisements for coaches, players, volunteers and so on, before focusing on things such as the Ladders, Finals Flows, Around the Grounds and Leading Goal Kickers charts, along with weekly written pieces and video highlights during the season.

We saw an extra 2,730 people follow/like the Facebook Page, taking us to 7,246 people by the end of the season, with an average reach of 3,000-5,000 on each of our posts, with a best of 18,750.

On Instagram we saw 1,793 patrons come to follow the Outer East, taking us to 2,848 at time of writing. On Twitter we saw an additional 332 people, which took us to 687.

Twitter is a platform I would encourage all clubs to invest some more time in over the coming months. It's the best

platform for live updates on game day and is the easiest to 'flick' through for onlookers.

PRINT MEDIA

This year saw a big focus on written work for our social channels, website and of course the record. The weekly review of Football and Netball, the Weekend Preview and the weekly stories were things I thoroughly enjoyed writing and hope you enjoyed reading.

Whilst most clubs seemed cautious in their initial chats to me, as the season progressed and we developed relationships, I saw the quality of content within these articles improve. So to anyone who answered my Monday or Tuesday morning phone calls and answered my questions, thank you and I look forward to doing it all again soon.

Thank you also to the members of the Outer East community who sat down with me for those lengthy chats that provided the basis for my favourite pieces - feature stories.

I love the way that the pieces like the ones on Jason Ball (Leader of the Pride), Lee Lawrence (Vicious for a Reason) and Ciara Nelson (Doing a Dusty) were received and I loved telling their stories. If anyone has anymore ideas for some feature stories in the future let me know, as getting the word out about some of the great people in our community is one of the main reasons I began this role.

To the players, who read the weekly reviews and previews in the record or online, I apologise if I caused any offence. I try as much as possible to avoid direct criticism of players in our competitions, but sometimes it is unavoidable. Hopefully it stirred you on to prove me wrong. On the flip side, I hope those who got kind words appreciated them. No matter what I wrote, let it be known you're all better footballers and netballers than me.

To Alyce Collett and Hugh Fitzpatrick, who produced multiple pieces of work for me, I thank you as well. The more voices that are heard amongst our competition the better.

To Colleen, the wonderful wizard, who puts together our weekly record (and the Annual Report you're currently flicking through) thank you so very much. You produced wonderful work on a week to week basis, despite some constant last minute changes and very late deadlines and additions from yours truly. I don't envy your role in the slightest and am very thankful for all your work.

AUDIO/VISUAL

This year we looked to take our match day coverage up a notch and I believe we achieved that. With GameFace coming on board we saw the addition of the Footy Show, but also some additional games covered throughout the Home and Away and Finals Series.

The build up to games saw the use of some footage, both still and moving from our pre-season Media Day/s. I thank all of the players who turned up in full kit to those two days, and

2019 Report continued

thank GameFace and of course the lovely Beth Hutchison for their efforts on that day.

Words for Beth don't do her justice, with her photography not the only spectacular aspect - one of her photos of Kaleb Van Beek was shown at Federation Square throughout the year - but also her efforts to cover all of our competition, travelling across our whole region on both Saturdays and Sundays to ensure that every club had the opportunity to see their faces on our social media come Monday morning. Once again Beth - Thank You!

Thanks to Yarra Valley FM for broadcasting our Match of the Round each weekend. David Oaten and Co were always a pleasure to work with and I thank them each for their efforts, especially whilst listening to us drone on.

Thanks to all of those that listened in or watched the coverage over the course of the year. 2019 saw a slight change in the style of coverage from a commentary point of view, with my style differing to that of Leo's, but I hope you all enjoyed it as much as we did.

Thank you to Leo Groenewegen, who lead the commentary team with distinction and poise, as well as adding some much needed historical facts. Your sense of humour and knowledge is something to be admired and is much appreciated.

Thank you to Nathan Walsh, who became a cult hero by the end of the season, for all of his efforts. Walshy always has his ear to the ground, and relished the role of boundary rider. So good was he that he became the lifeblood of the team, with fans absolutely loving his work. I can't wait to see what 2020 holds for Walshy and his roaming.

Thank you to Jesse Busacca, who as a 17 year old provided eloquent analysis of the game and filled in as play by play commentator on a number of occasions and performed well beyond his years. We might not see as much of you this year, as you graduate to Under 18 football with Gembrook-Cockatoo along with the pressures of Year 12, but you're always welcome in the Media Van.

Thanks also to Cameron Hutchison and Aaron who also filled the gaps on commentary and Nick Rutley and Danny Ryan who provided expert comments throughout the year.

Finally, thank you to the great Jason Sach. Jason's cameramen and women cover ever game in our competition, and it is made available to the public via OETV.com.au and to coaches via HUDL.

Jason's efforts to brave the conditions and our boring conversations down stairs, upload all games (which sees him up to all hours on a Saturday night) and provide five or more camera angles on Grand Final Day is nothing short of incredible, considering it is not his full time profession.

Jason's camerawork is second to none and his sense of humour is just as good. I've enjoyed the year working with you Jason and look forward to 2020.

2020 and Beyond

After finding my feet in 2019, I'm excited for what 2020 holds on the media front for the AFL Outer East. I look forward to uncovering new stories, covering more games and hopefully bringing the league further into the state and national spotlight.

Until then, enjoy the summer sun and keep an eye out on our social media for all of your Outer East news.



EASTERN REGION WOMENS

2019 Report - *Jessie Mullholland*



In 2019, the Eastern Region Womens saw an extensive growth in female participation welcoming 16 new teams which grew the competition from two Divisions in 2018, to five Divisions in 2019.

The Women's Lightning Premiership was a two day event held at Templestowe Football Club in March which saw 26 clubs participate.

Thank you to Silvan, Lilydale, Mulgrave, South Belgrave, Upwey Tecoma and Healesville who all hosted Eastern Region Womens finals across three weeks.

Grand Final Day saw record breaking crowds at all venues for what was always going to be an exciting day. The Outer East Division Grand Final played under lights between Healesville and Monbulk saw Healesville take the lead early on to maintain the momentum to win by 42 points.

The South Division was always going to be a close game with Rowville Hawks and SBL Wolves the teams to beat in the home and away season. With a draw heading into the fourth quarter, Rowville were able to get the win by seven points.

The North Division Grand Final between North Ringwood and Park Orchards saw North Ringwood too strong on the day with 54 point win including six different goal kickers on the day.

The Division One Grand Final between The Basin and South Croydon was another close game, with the biggest margin of six points throughout the game. A draw heading into the last quarter, the game saw South Croydon kick the winning goal to secure the win by four points.

The Premier Division decider between Chirside Park and Whitehorse Suns was played with a high standard of skills and talent with a 10 point lead to Chirside heading to the half time. Chirside were too strong in the third and fourth to take out the title of the 2019 Premiers by 66 points.

The Zonzo Estate hosted the Eastern Region Womens Best and Fairest Presentation Night in which the Leagues Best and Fairest's, Runners Up and Goal Kickers were awarded. We also named the Deakin Uni Womens Team of the Year with Patsy Boxell named as Coach of the Year.

Congratulations and thank you to both John Edwards at AFL Outer East and Scott Van Noordennen at the EFNL for their hard work managing the umpires week by week.

Thank you to the both Leagues for their continued support of the Womens Competition. Additionally, to the clubs and their

volunteers who have dedicated their time and hard work to grow female football in our region.

Finally, to the players, thank you for making this Competition the success it has been. We are expecting another growth in the 2020 season and look forward to having you be apart of it.





EASTERN REGION GIRLS

2019 Report - *Jessie Mullholland*

In 2019, the Eastern Region Girls Competition saw another growth in female participation with 116 teams taking the field across 16 Divisions. This included Premier, Division One, Division Two and AFL Outer East stand alone Divisions.

The Under 10 Girls Lightning Premiership Cup was a great success held at Pinks Reserve three overall win-ners.

Again, we fielded two Under 15 representative sides in the AFL Victoria Metro Championships, with both of our sides competitive playing against great sides from the Northern Football Netball League, South Metro, Yarra Juniors and the Essendon Juniors Football League.

Come finals time, a wide spread 31 of the Leagues clubs were represented in junior finals. The competi-tiveness and skill improvement was then proven with the average winning margin in the Grand Finals of 21 points.

Thank you to Knox, Vermont, South Belgrave, Heathmont, Mulgrave, Coldstream, Kilsyth, Lilydale, Gembrook-Cockatoo, Belgrave, Woori Yallock, Olin-da Ferry Creek, Seville, Healesville, Monbulk and Upwey Tecoma who all played host to Eastern Region Girls finals with fourteen divisions played out across three weeks.

Billanook College was the venue for the Eastern Re-gion Girls Presentation Night in which League Best and Fairest winners,

Runners Up and third place getters were awarded. As well as MVP Interleague awards, Junior Umpire Award, Coach and Volunteer of the Years.

Congratulations and thank you to both Brendan McKenna at AFL Outer East and Sean Clarke at the EFNL for their hard work managing the umpires week by week.

Both leagues' junior competitions are represented by a hard working group of people who continue to ensure the standard of this League improves. Thank you to Troy Swainston, Aaron Bailey, Chris White and Andy Gibbons for their support and guidance throughout the year. Thank you also to the Junior Committee of both the EFNL and the Junior Commission of AFL Outer East.

Thank you to the clubs who continue to prioritise fe-male football and to all of the hard working volunteers who have contributed to a great year in the Eastern Re-gion Girls Competition in the 2019 Season.

Finally, to the players, thank you for making this Competition the success it has been. We look forward to the continued growth in 2020.



2019 Report

2019 saw AFL Outer East record its best financial performance in many years, recording a profit of \$177,234. Pleasingly the commission has been able to achieve this result whilst clearing all accrued debts and depreciation from previous years. This includes loans, excess stock and depreciation of assets from previous seasons, in excess of \$140,000. This result sets up the AFL Outer East for the future, providing a strong cash reserve and minimal liabilities moving forward. That it was achieved during a year where the leagues operations moved to a new premises, is even more meritorious.

Increased finals revenue and sponsorship, along with merchandise sales increased in 2019, with jumper sales, shorts, footballs and netball stock were the leagues major revenue streams.

Medical sales decreased in 2019 and is an area we will work with clubs to improve for season 2020. A key focus in 2019 was to transition all sales to an online platform, which we will achieve for the beginning of 2020.

Club support of our merchandise program remains vital as it allows us to keep club costs at the low levels currently enjoyed.

Aged debtors remain a major risk to the commission, with the money outstanding greater than that in cash reserve as of December 1st.

A review into the best method for invoicing clubs and the management of club debt will be conducted in the new year.

From 2020, as our position continues to improve, we will look to pass savings onto clubs and increase affordability for clubs and participants. To achieve this though we require improved compliance from clubs.

Whilst 2019 has laid the foundations for long term stability, it is vital we continue to identify cost saving measures for the commission and clubs, whilst continuing to identify new revenue streams to ensure this growth continues consistently.



In season 2019 our total reports increased slightly but with the introduction of a 3rd division this result was reasonable. Yellow & Red Cards were down significantly. In 2019 we had approximately one report per 24 games and one yellow/red card on average every 21 games. Some clubs who find themselves continually on the wrong end in these discipline areas should be looking at ways to improve. However, player behaviour is always a focus and the League will continually look for improvements in both the number of players carded and reported. We also introduced a Blue card into the Junior competitions which gave the Umpires some more flexibility in controlling the games if required.

A summary of reports in 2019 include:

- 20 for "Striking"
- 4 for "Engaging in rough conduct"
- 4 for "Using abusive, insulting or threatening language towards an Umpire"
- 1 for "Using abusive Language"
- 3 for "Head butting"
- 1 for "Making unreasonable contact to the face of an opponent"
- 2 for "Charging another person"

With 1111 games played over all Football Competitions, we averaged one report for every 24.15 games played.

YELLOW/RED CARDS		
Seniors		
Alexandra – 4	Seville – 3	Monbulk – 2
Belgrave – 1	Upwey Tec – 1	Narre Warren – 2
Berwick Springs – 1	Warburton Mill – 1	Officer – 0
Emerald – 3	Yarra Glen – 0	Powelltown – 1
Healesville – 1	Yea – 1	Thorn Eildon – 3
Marysville – 0	Beaconsfield – 0	Wandin – 3
Mt Evelyn – 1	Doveton – 1/1	Yarra Junction – 5
Olinda FC – 5	Gem C'too – 5	
Pakenham – 0	Kinglake – 1	
Juniors		
Gem C'too – 1	Woori Yallock – 2	Wandin – 1/1
Olinda FC – 1	Mt Evelyn – 1/1	Yarra Glen – 3

Total Senior Comp Yellow Cards for 2019	51
Total Senior Comp Red Cards for 2019	1
Total Junior Comp Yellow Cards for 2019	9
Total Junior Comp Red Cards for 2019	2
Total Yellow Cards for 2018	132
Total Yellow Cards for 2017	113
Total Yellow Cards for 2016	140

TRIBUNAL 2019 - Seniors			
Total Reports	42	Reports Heard	21
Reports Withdrawn	3	Set Penalties	16
Investigations	6		
On Going	2	Guilty	10
		Not Guilty	3
Weeks Suspended	52	Reprimand	3

TRIBUNAL 2019 - Juniors			
Total Reports	4	Guilty	2
Investigations	1	Not Guilty	0
Weeks Suspended	6	Set Penalty's	2

HISTORY				
YEAR	TOTAL REPORTS	GUILTY	NOT GUILTY	TOTAL WEEKS
2007	21	21	0	32
2008	19	18	1 (1 on appeal)	26
2009	27	26	1	20
2010	39	36	3	93
2011	24	20	4	54
2012	28	26	2	45
2013	27	16	2	55
2014	31	29	2 (1 on appeal)	61
2015	43	37	3	50
2016	49	40	7	92
2017	35	14	5	54
2018	42	38	5 (1 on appeal)	63
2019	46	35	3	58 *3 divisions

The AFL Outer East would like to thank & acknowledge the efforts of Mr Mick Huisintveld and Mr. Craig West in their roles as Chairman of the tribunal and also thank the efforts of tribunal members, Mr. Fury Di Pietro, Mr. Harold Bromley, Mr John Dennis & Mr Greg Black, along with Bill Heppell & Bryan Sultana in their roles.

YARRA VALLEY AUSTRALIAN FOOTBALL COMMISSION LIMITED

ABN 84 160 417 818

INDEPENDENT AUDIT REPORT TO THE MEMBERS OF YARRA VALLEY AUSTRALIAN FOOTBALL COMMISSION LIMITED

We have audited the accompanying financial report, being a special purpose financial report, comprising the balance sheet as at 31 October 2019, the income and expenditure statement for the year then ended, the cash flow statement for the year then ended, notes comprising a summary of significant accounting policies and other explanatory information of the Yarra Valley Australian Football Commission Limited and the committee's report.

Board of Management responsibility for the financial report

The Board of Management is responsible for the preparation and fair presentation of the financial report in accordance with the applicable financial reporting framework, and for such internal control as it determines is necessary to enable the preparation of the financial report that is free from material misstatement, whether due to fraud or error. The board has determined that the accounting policies described in Note 1 to the financial statements, which form part of the financial report are appropriate to meet financial reporting requirements and the needs of the members.

The financial records kept by the Yarra Valley Australian Football Commission Limited are such as to enable the financial statements to be prepared in accordance with Australian Accounting Standards and the Associations Incorporation Reform Act 2012.

Auditor's responsibility

My responsibility is to express an opinion on the financial report based on my audit. I have conducted my audit of the financial report in order to express an opinion on it to the members.

I disclaim any assumption of responsibility for any reliance on this report, or on the financial statements to which it relates, to any person other than the members, or for any purpose other than that for which it was prepared.

My audit has been conducted in accordance with Australian Auditing Standards. These standards require that I comply with relevant ethical requirements relating to audit engagements, and plan and perform the audit to obtain reasonable assurance about whether the financial report is free from material misstatement.

An audit involves performing procedures to obtain audit evidence about the amounts and disclosures in the financial report. The procedures selected depend on the auditor's judgement, including the assessment of risks of material misstatement of the financial report, whether due to fraud or error. In making those risk assessments, the auditor considers internal control relevant to management's preparation and fair presentation of the financial report in order to design audit procedures that are appropriate in the circumstances, but not for the purpose of expressing an opinion of the effectiveness of management's internal control. An audit also includes evaluating the appropriateness of

accounting policies used and the reasonableness of accounting estimates made by the management, as well as evaluating the overall presentation of the financial report.

I believe that the audit evidence I have obtained is sufficient and appropriate to provide a basis for my audit opinion.

Electronic publication of the audited financial report

It is our understanding that the Yarra Valley Australian Football Commission Limited intends to electronically present the audited financial report and auditor's report on its internet website. Responsibility for the electronic presentation of the financial report on the Yarra Valley Australian Football Commission Limited website is that of those charged with governance of the Yarra Valley Australian Football Commission Limited. The security and controls over information on the website should be addressed by the Yarra Valley Australian Football Commission Limited to maintain the integrity of the data presented. The examination of the controls over the electronic presentation of audited financial report on the Yarra Valley Australian Football Commission Limited website is beyond the scope of the audit of the financial report.

Auditor's Opinion

In my opinion the financial report of the Yarra Valley Australian Football Commission Limited presents a true and fair view, in all material respects, of the financial position as at 31 October 2019 and its financial performance and cash flows for the year then ended on that date, and complies with the Associations Incorporation Reform Act 2012 and Australian Accounting Standards as referred to in note 1 to the Financial statements.

Basis of accounting

Without modifying our opinion, we draw attention to Note 1 to the financial report, which describes the basis of accounting. The financial report has been prepared for the purpose of fulfilling Executive Board Member reporting responsibilities. As a result, the financial report may not be suitable for another purpose.

A handwritten signature in black ink, appearing to read 'G Plozza'.

Grant Plozza

Accountant, CPA, No 1415249

GP Business Solutions Pty Ltd

28th November 2019.

FINANCIAL STATEMENT



as at 31 October 2019

BALANCE SHEET AS AT 31 OCTOBER 2019	2019	2018
CURRENT ASSETS	\$	\$
Cash and cash equivalents	203,141	123,904
Inventories	66,113	156,938
Trade Debtors	238,041	129,841
Total Current Assets	507,295	410,683
NON-CURRENT ASSETS		
Property, plant & equipment	93,019	38,228
Total Non-Current Assets	93,019	38,228
Total Assets	600,314	448,911
CURRENT LIABILITIES		
Trade Creditors & Other Payables	26,085	10,145
GST Liabilities	10,130	9,321
Borrowings	-	18,223
Payroll & ATO Clearing Accounts	7,528	17,260
Provision for Employee Entitlements	15,965	28,670
Total Current Liabilities	59,708	83,619
Total Liabilities	59,708	83,619
NET ASSETS	540,606	365,292
EQUITY		
Retained Earnings	363,363	385,267
Net Income	177,243	-21,904
Total Equity	540,606	363,363

Note 2

INCOME & EXPENDITURE STATEMENT FOR THE YEAR ENDED 31 OCTOBER 2019

INCOME	\$	\$
Sale of Products	460,184	368,406
Cost of Sales	400,338	329,652
Properties Division Gross Surplus	59,846	38,754



FINANCIAL STATEMENT

as at 31 October 2019

OTHER INCOME

Finals	377,787	265,734
Gameday	183,068	137,900
Functions	35,005	22,155
Interleague	17,230	5,509
Membership Fees -Football	174,283	141,159
Membership Fees -Netball	67,374	51,190
Umpiring	388,013	237,379
Other Income	17,832	5,300
Fines & Investigations	15,675	11,100
External Funding & Salary Reimbursements	79,563	89,590
Sponsorship & Donations	192,216	125,187
Sundry Income -Building works	81,818	-
TOTAL INCOME	1,689,310	1,130,957

OPERATING EXPENSES

Football Expenses:

Gameday	190,070	108,991
Club Development	10,624	4,727
Finals	212,949	150,785
Insurance - Football	14,161	22,290
Interleague	52,340	44,235
Other/Sundry	5,161	9,059
Netball Expenses	52,173	41,237
Umpires	371,927	244,804
	909,405	626,308

Non Football Expenses:

Admin. & Compliance Expenses	52,849	52,872
Bad Debts Written Off & Rebates	12,503	2,440
Depreciation	36,197	21,184
Functions	34,196	37,922
Property & Utilities	30,393	28,848

FINANCIAL STATEMENT



as at 31 October 2019

Interest	734	1,220
Inventory Write Off	65,655	6,506
Sponsorship Costs	4,243	1,454
Employment & Staff Expenses	365,892	374,107
	602,662	526,553
TOTAL OPERATING EXPENSES	1,512,067	1,152,861
OPERATING SURPLUS	177,243	-21,904

CASH FLOW STATEMENT FOR THE YEAR ENDED 31 OCTOBER 2019

CASH FLOWS FROM THE OPERATING ACTIVITIES	\$	\$
Cash Receipts in the course of operations	2,001,860	1,392,688
Interest received (costs paid)	(733)	(1,221)
Cash Payments in the course of operations	(1,862,848)	(1,426,440)
Net cash provided by / (used in) operating activities	138,279	(34,973)

Note 4

CASH FLOWS FROM INVESTING ACTIVITIES

Payments for property, plant & equipment	(40,819)	
Net cash provided by / (used in) investing activities	(40,819)	

CASH FLOWS FROM FINANCE ACTIVITIES

Proceeds/(Repayment) Bank Loans	(18,223)	(6,057)
Net cash provided by / (used in) finance activities	(18,223)	(6,057)

Net increase / (decrease) in cash held	79,237	(41,030)
Cash at beginning of financial year	123,904	164,934
Cash at end of financial year	203,141	123,904



CASH FLOW

Statement

CASH FLOW STATEMENT FOR THE YEAR ENDED 31 OCTOBER 2019

INCOME	2,089,648
Trade Debtors	-107,771
Sponsorship	19,250
Cash Receipts	2,001,127
EXPENDITURE	1,846,013
Stock	-
Creditors	-16,620
Accrued exp	-1,313
Sponsorship exp	2,970
Gameday raffle	19,114
Umpires training facility	4,600
Staff development	3,283
Tribunal	2,310
Investigations	4,765
Audit	2,675
GST	-808
Annual leave	-
ATO Clearing	12,744
PAYG Withholding	-5,358
Superannuation	2,437
Depreciation	-36,197
Leasehold & Motor Vehicles	24,445
Adjustment	-2,212
	1,862,848
	138,279
	138,279
Difference	-
Reconciliation	
Profit	177,243
Depreciation & Amortisation	36,197
Amortisation adjustment Lease	-36,295
Debtors/Receivables	-107,771
Stock	90,285
Payables	9,008
Employee provisions	-12,705
Bank Loan	-18,223
Operating Activities	138,279
	138,279
Difference	0

NOTES TO AND FORMING PART OF THE FINANCIAL STATEMENTS FOR YEAR ENDED 31 OCTOBER 2019

1. SUMMARY OF SIGNIFICANT ACCOUNTING POLICIES

These financial statements are a special purpose financial report prepared in order to satisfy the financial reporting requirements of the Associations Incorporation Reform Act 2012, for use by the members of the League and to fulfil the board's requirements to prepare financial statements.

The financial statements have been prepared in accordance with the requirements of the Associations Incorporation Reform Act 2012 and the following Accounting Standards:

AASB 15	Revenue from Contracts with Customers
AASB 16	Leases
AASB 101	Presentation of Financial Statements
AASB 102	Inventory
AASB 107	Cash Flow Statements
AASB 108 and Errors	Accounting Policies, Changes in Accounting Estimates
AASB 110	Events after the Reporting Period
AASB 113	Fair Value
AASB 116	Property, Plant and Equipment AASB 119
AASB 119	Employee Benefits

No other applicable Accounting Standards, Australian Accounting Interpretations or other authoritative pronouncements of the Australian Accounting Standards Board have been applied. The financial statements have been prepared on an accruals basis and are based on historic costs and do not take into account changing money values or, except where specifically stated, current valuations. The financial statements have been prepared on a going concern basis.

The following significant accounting policies have been adopted in the preparation of these financial statements and consistently applied to all periods covered.

PROPERTY, PLANT & EQUIPMENT

Items of property, plant and equipment are carried at cost or fair value less, where applicable, any accumulated depreciation and impairment loss. The items have been assessed for current replacement cost in 2019, and as a result there has been no change in the values of the individual items. Subsequent costs are included in the asset's carrying amount or recognised as a separate asset, as appropriate, only when it is probable that future economic benefits associated with the item will flow to the association and the cost of the item can be measured reliably. All other repairs and maintenance are charged to the income and expenditure statement during the financial period in which they are incurred.

Gains and losses on disposal of an item of property, plant & equipment are determined by comparing the proceeds from disposal with the carrying amount, and are recognised net within other income in the income and expenditure statement.

NOTES TO AND FORMING PART OF THE FINANCIAL STATEMENTS (Continued) FOR YEAR ENDED 31 OCTOBER 2019

DEPRECIATION

Depreciation is calculated on the depreciable amount of all fixed assets over their useful lives commencing from the time the asset is held ready for use.

The depreciation methods and rates used for each class of assets are as follows:

Computer Equipment – Diminishing value method 33%.

Furniture & Fittings – Diminishing value method 7.5% to 20%.

Leasehold Improvements – Diminishing value method 20%.

Motor Vehicles – Diminishing value method 25%

Depreciation methods, useful lives and residual values are reviewed at each financial year end and adjusted if appropriate.

INVENTORIES

Inventories are measured at the lower of cost and net realisable value. The cost is based on the first in, first out principle and includes expenditure incurred in acquiring the inventories and other costs associated with bringing them to their existing location and condition. Net realisable value is the estimated selling price in the ordinary course of business, less the estimated selling expenses. A significant amount of Inventory (\$65,655) was written off in 2019 to ensure that Inventory was valued at its net realisable value.

LEASES

Operating leases do not transfer substantially all the risks and benefits incidental to ownership of an asset.

Payments made under an operating lease are recognised in the expenditure statement on a straight line basis over the term of the lease. The leased assets are not recognised in the balance sheet of the association.

EMPLOYEE ENTITLEMENTS

Provision is made for the association's liability for Employee Entitlements arising from services rendered by employees to balance date. Employee Entitlements that are expected to be settled within one year have been measured at the amounts expected to be paid when the liability is settled, plus related on-costs. Annual leave has been assessed in accordance with the provisions of AASB 119 however, no change in classification between current and non-current is considered necessary.

INCOME TAX

The League has been granted an income tax exemption by the Australian Taxation Office.

GOODS AND SERVICES TAX

Revenues, expenses and assets are recognised net of the amount of goods and services tax (GST), except where the amount of GST incurred is not recoverable from the Australian Taxation Office. In these circumstances, the GST is recognised as part of the cost of acquisition of the asset or as part of the expense. Receivables and payables are stated with amount of GST included. The net amount of GST recoverable or payable to the Australian Taxation Office is included as a current asset or liability in the balance sheet.

NOTES TO AND FORMING PART OF THE FINANCIAL STATEMENTS (Continued) FOR YEAR ENDED 31 OCTOBER 2019

REVENUE RECOGNITION

Property Division Sales

Property Division Sales represent revenue earned from the sale of products to member clubs. Revenue is recorded when the goods are despatched.

Interest Income

Interest Income is recognised as it accrues.

Management Fees

Management Fees represent revenue earned from charges to member clubs used to fund the provision of services (including but not limited to umpires).

Asset Sales

The profit or loss on disposal of assets is included as revenue of the association. Such profit or loss on disposal of assets is brought to account at the date an unconditional contract of sale is signed.

2. PROPERTY PLANT & EQUIPMENT

Movement in Carrying Amounts	Motor Vehicles	Leasehold Improvements	Furniture & Fittings	Total
Net Carrying Amount				
As at 31 October 2017	22,987	36,425		59,412
Additions				
Disposals				
Depreciation	8,964	12,220		21,184
As at 31 October 2018	14,023	24,205		38,228
Additions		23,737	67,251	90,988
Disposals				
Depreciation	8,963	24,387	2,847	36,197
As at 31 October 2019	5,060	23,555	64,404	93,019

NOTES TO AND FORMING PART OF THE FINANCIAL STATEMENTS (Continued) FOR YEAR ENDED 31 OCTOBER 2019

3. OPERATING LEASES

The League has no operating or financial leases at 31 October 2019.

4. CASH FLOW STATEMENT NOTES

RECONCILIATION OF CASH FLOWS FROM OPERATING ACTIVITIES

	2019 \$	2018 \$
Operating Profit/(Deficit)	177,243	(21,904)
Non-cash flow items		
Depreciation	36,197	21,184
Leasehold amortisation	(36,295)	
Changes in Assets & Liabilities		
Decrease/(Increase) in trade & other receivables	(107,771)	(72,086)
Decrease/(Increase) in inventory	90,825	1,440
Increase/(Decrease) in trade & other payables	9,008	19,597
Increase/(Decrease) in bank loan	(18,223)	
Increase/(Decrease) in employee provisions	(12,705)	16,796
Cash flows from operating activities	138,279	(34,973)

LIFE MEMBERS



2019

K. Adams	S. Goodie	G. Maxwell (YVFA)	M. Sandilands
R. Allen	G. Gordon (YVFL)	P. McConachy	
B. Andrews (YVFL)	P. Gramlick (DRJFL)	R. Mc Kail	R. Scot*
A. Argoon	G. Griffith	D. McKecknie (YVFL)	M. Scott
T. Armstrong	L. Groenewegen	K. Mc Master	T. Scott
L. Barclay	J. Hajder	E. Merriton*	A. Seamer*
M. Benham	S. Halit	G. Miller	D. Seamer
G. Black	G. Halliday	G. Millman	N. Seamer
T. Bourke	J. Harrison	R. Mills	T. Selby
J. Brent (YVFL)	S. Hartnell	A. Mitchell	C. Shalder*
H. Bromley	C. Haworth	A. Mitchell	J. Shalders
R. Burke	G. Hay	B. Mitchell	M. Shore
B. Cadle *	P. Hayne	C. Mitchell	J. Skelly
D. Campbell (YVFL)	S. Hedger	D. Mitchell	S. Smith
J. Campbell	B. Heppell	G. Mitchell	K. Sonogan
D. Carey	P. Hermon	J. Mitchell	T. Spark*
W. Carpenter (YVFL)	M.Hill	T. Mitchell	K. Spence
J.Chandler	J. Hirst*	D. Monkhorst	T. Steege
T. Chandler	M. Holly	A. Morgan	G. Steiner
A. Clarke	J. Hughes	R. Morris	P. Steiner
N. Cleven (DRJFL)	A. Humphrey	L. Morrison (YVFL)	P. Stockley
J. Cole	E. Hunter*	F. Moss	L. Stratford*
D. Cole	R. Hunter*	F. Musico	B. Stuart
S. Cole	W.E. Hutchinson (YVFA)	J. Myers (DRJFL)	J. Stuart
C. Crook*	G. Ison	M. O'Neill	M. Sund
G. Crook (YVFA)	R. Jeffery	J. Orren	G. Sutherland (YVFL)
S. Darwall	P. Johnstone	G. Owen	L. Taylor (YVFL)
J. De Graaf	R. Jolley	B. Painter	M. Terjesen
D. Demunk	A. Jones (YVFA)	S. Pantorno	C. Thompson
E. Dillon (YVFA)	B. Jones	R. Pell	K. Thompson
R. Dennehy*	R. Jones	L. Phillips (YVFA)	G. Tippet
S. Dicello (DRJFL)	W. Jones (YVFL)	W. Phillips*	G. Tippet
G. Dounan (YVFL)	C. Kay	D.Plozza	G. Tuplin
P. Dunne	P. Kendall	R. Pollard (YVFL)	L. Ure
B. Dunstan*	J. Krijt	D. Porter	J. Ure
V. Dunstan	V. Lamendola	G. Potter (YVFL)	W.E. Valentine (YVFL)
J. Dyer	J. Lamonica	I. Purdon (Juniors)	W. Wales
J. Edwards	J. Leonard	L. Purton	M. Walker
D. Evans (DRJFL)	H. Linden	H. Ramage	T. Walker
J. Exton	B. Lindsay	J. Ramage	L. Walters
R. Fellows (DRJFL)	S. Lord	V. Ransom*	A. White*
I. Ferguson	D. Mackieson (DRJFL)	S. Richardson	S. Wolfe
T. Fitton*	P. Malloy*	A. Richter	T. Wragg
P. Fletcher	H. Marsh	D. Robertson	* denotes deceased
T. Foo	S. Martin	B. Robinson	
A. Giblin	B. Matthews (DRJFL)	G. Rutherford	
J. Goldsmith	R. Matthews*	D. Ryan	



PAST EXECUTIVES

2019

Senior Presidents

1966-1968	G. Sutherland
1969-1973	R. Mills
1974-1985	J. Dyer
1986-1991	H. Ramage
1992-1993	J. Hartnell
1993-1994	R. Rolando*
1995-1996	D. Harvey
1997-1998	G. Wragg
1999-2000	G. Tuplin
2001-2008	T. Mitchell
2009 - 2011	G. Tuplin
2012 - 2015	L. Groenewegen

Senior Vice Presidents

1966-1967	G. Miller, R. Mills, R. Walker
1968	R. Mills, T. Dalgiel, J. Dyer, E. Fitton, K. West
1969	E. Fitton, E. Hunter, K. West
1970	J. Dyer, E. Fitton, T. Cormack
1971	J. Dyer, E. Fitton, R. McQuire, W. Phillips, L. Ure
1972	T. Ferguson, E. Holden
1973-1975	K. Poynton*
1976-1977	G. Dark, P. Gilmore, E. Hunter, H. Ramage, J. Stewart
1978	A. Argoon, P. Gilmore, E. Hunter, H. Ramage, J. Stewart
1979-1985	H. Ramage
1986-1989	P. Molloy*
1990-1991	W. Cadle
1992-1993	R. Rolando*
1994	A. Webb
1995-1997	J. Shalders
1998-1999	W. Heppell
2000	T. Mitchell
2001-2009	S. Smith
2010-2011	L. Groenewegen
2012- 2014	M. Sandilands
2015	C. Hutchison

Secretaries

1966-1967	W. Valentine
1968	R. Matthews
1969-1970	W. Valentine
1971-1975	L. Day
1976-1981	V. Clauscen

Senior Committee of Management - Chair

2016 - 2017	L. Groenewegen
-------------	----------------

Senior Committee of Management - Vice Chair

2016 - 2017	M. Hill
-------------	---------

Junior Presidents

	D. Makieson
	T. Barklay
	D. Evans
	J. Myers
-2015	S. Elliott

Junior Committee of Management - Chair

2016 - 2017	A. Gibbons
-------------	------------

Junior Committee of Management - Vice Chair

2016 - 2017	K. Stokes
-------------	-----------

Yarra Ranges Commissioners

2013 -	T. Mitchell
2013 - 2015	S. Smith
2018 -	S. Smith
2013 - 2017	D. Evans
2013 - 2015	M. Sargent
2018 -	M. Sargent
2015 - 2016	R. Allen
2015 - 2017	K. DeVillars
2016 -	L. Groenewegen
2017 - 2018	M. Hill
2016 - 2017	A. Gibbons
2016 -	K. Stokes
2018 -	M. Darke
2019 -	R. Ford
2019 -	L. Bourke

Football Managers

1982-1985	N. Sash
1986-1991	V. Clauscen
1992-1994	K. Spence
1995-1998	B. Stuart
1999-2001	L. Elder
2001-2002	L. Rice
2003-2007	B. O'Brien

CEO/General Managers

2008 - 2014	S. Walter
2014 - 2015	G. Sumner
2015 - 2016	L. McCormick
2017 -	A. Bailey

Commercial & Regional Operations

2016 - 2016	T. Boyle
2016 -	C. Hutchison

Business Manager

1996-2007	R. Hayes
-----------	----------

Admin & Accounts Manager

2002	T. Foo
2003-2006	L. Woodcock
2006	R. Wyhoon
2007-2008	C. Tuplin
2008-2012	S. Cooper
2013 -	G. Seeger

Football Promotions Officer

2001-2001	S. Connell
-----------	------------

Football Development Manager

2013 - 2017	Dean Rice
-------------	-----------

Football Operations Manager

2008- 2015	J. Orren
------------	----------

Netball Operations Manager

2013 - 2015	K. Upton
-------------	----------

Netball Administration Officer

2015 - 2015	M. Chamberlin
-------------	---------------



AFL OUTER EAST 2019 PROFILE

PARTICIPANTS

Total - 9026 *
 Auskick - 841 Juniors - 2683
 Seniors - 3276 Netball - 2061
 Umpires - 165
 *All registered participants in AFL
 Outer East, i.e. Coaches

CLUBS

Total - 44
 Senior Clubs - 27
 Junior Clubs - 16
 Veterans Clubs - 1

TEAMS

Total - 337
 Seniors - 69 Veterans - 5
 Juniors - 78 Girls - 26
 Womens - 8 Netball - 151



AFL OUTER EAST SOCIAL MEDIA

FACEBOOK

2018 - 4,516 likes/followers
 2019 - 7,246 (+2,730)

Post Reach
 Best - 18,750

Average (estimate) - 3,000-5,000

INSTAGRAM

2018 - 1,055 followers
 2019 - 2,848 (+1,793)

Post Reach
 Best - 2,591
 2,000+ - 10 posts
 1,500+ - 79 posts
 Impressions
 Best - 4,852
 4,000+ - 4
 3,000+ - 26

TWITTER

2018 - 365 followers
 2019 - 687 (+332)

Impressions

11 month total - 507,883
 11 month average - 46,171
 6 month total - 427,300
 6 month average - 71,217
 Best - 108,000 (September)

Visits

6 month total - 8,797
 6 month average - 1,466

Mentions

6 month total - 1,327
 6 month average - 221



AFL OUTER EAST FINALS ATTENDANCES

PREMIER DIVISION

Grand Final - 4,252
All Finals - 9,023

VETERANS

Grand Final - 596
All Finals - 1,029

DIVISION ONE

Grand Final - 3,078
All Finals - 9,301

JUNIORS

Grand Finals - 3,982

DIVISION TWO

Grand Final - 2,353
All Finals (Incl. Womens GF) - 6,666


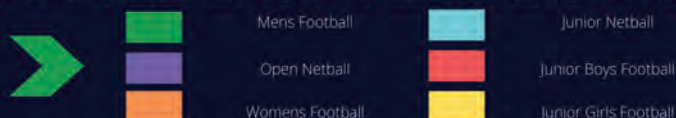
TOTAL ATTENDANCE

Grand Finals - 16,280
All Finals - 32,020



AFL OUTER EAST TEAM LISTINGS

KEY





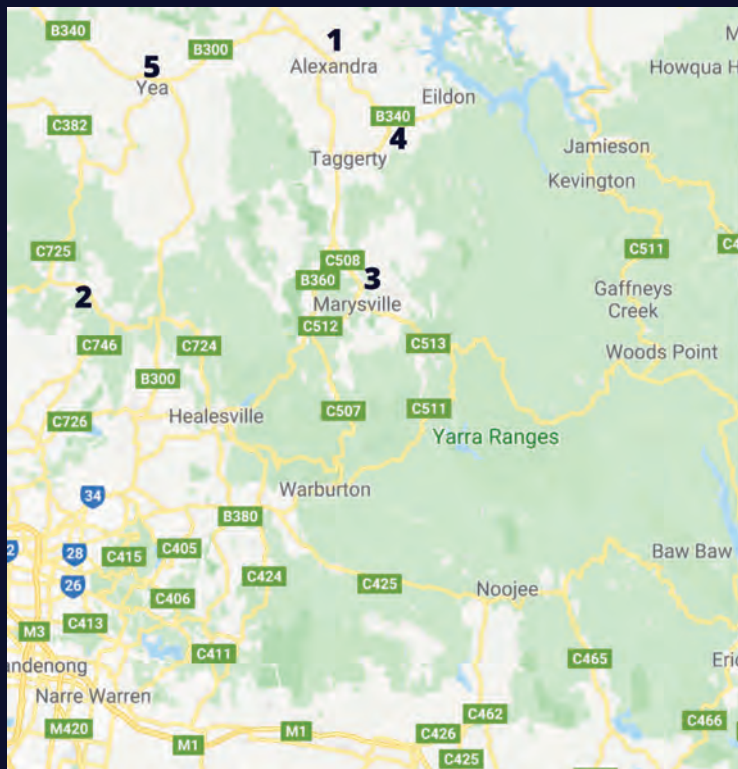
AFL OUTER EAST TEAM LISTINGS

KEY



	Mens Football		Junior Netball
	Open Netball		Junior Boys Football
	Womens Football		Junior Girls Football

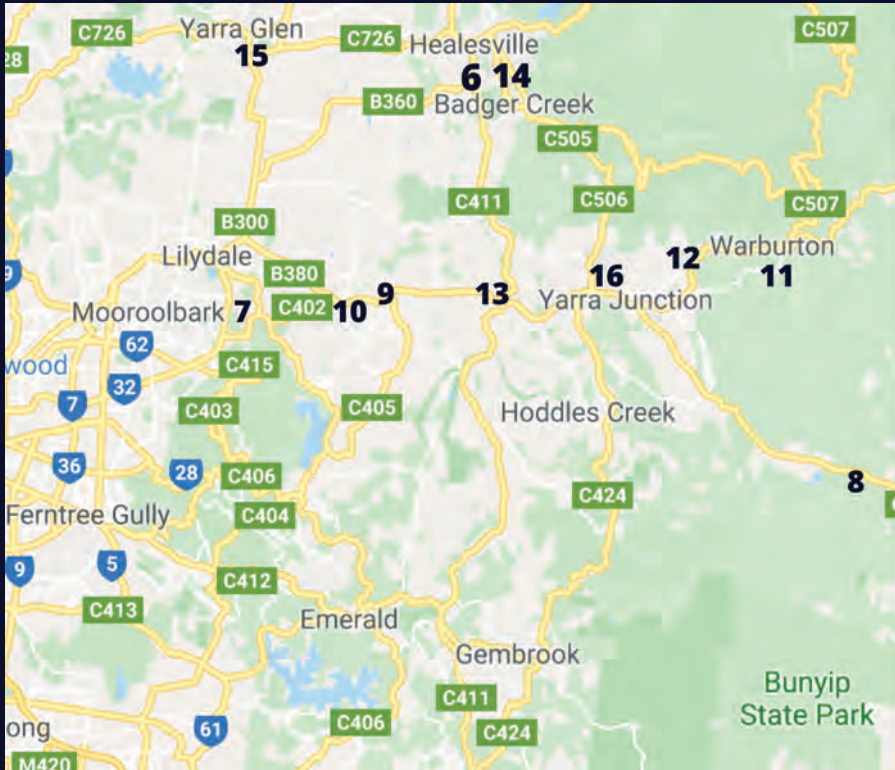
Officer / ROC		(13)
Olinda Ferny Creek		(16)
Pakenham / PLNC		(13)
Powelltown		(6)
Seville		(13)
Thornton Eildon		(5)
Upwey Tecoma		(18)
Wandin		(14)
Warburton Millgrove		(9)
Wesburn		(5)
Woori Yallock		(15)
Worawa		(1)
Yarra Glen		(13)
Yarra Junction		(9)
Yea		(7)



OUR CLUBS

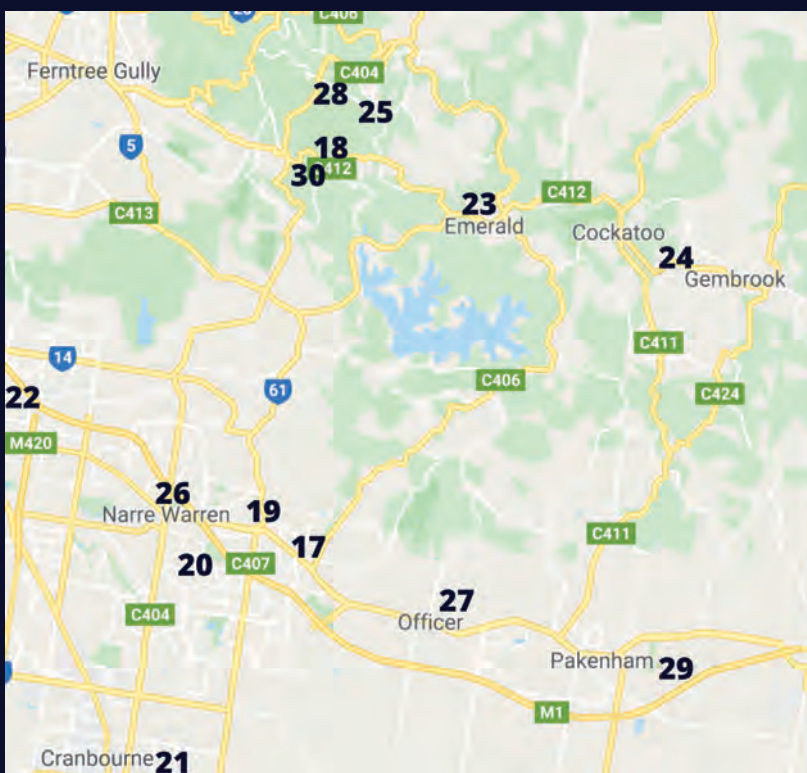
Alexandra FNC	1
Kinglake FNC	2
Marysville Vets	3
Thornton - Eildon FNC	4
Yea FNC	5

OUR CLUBS



Healesville FNC & JFC	6
Mount Evelyn FNC & JFC	7
Powelltown FNC	8
Seville FNC & JFC	9
Wandin FNC & JFC	10
Warburton Millgrove FNC	11
Wesburn JFC	12
Woori Yallock FNC & JFC	13
Worawa JFC	14
Yarra Glen FNC & JFC	15
Yarra Junction FNC & JFC	16

OUR CLUBS



Beaconsfield FC & NC	17
Belgrave FNC & JFC	18
Berwick FC & NC	19
Berwick Springs FNC	20
Cranbourne FNC	21
Doveton FNC	22
Emerald FNC & JFC	23
Gembrook - Cockatoo FNC & JFC	24
Monbulk FNC & JFC	25
Narre Warren FNC	26
Officer FC & ROC NC	27
Olinda Ferny Creek FNC & JFC	28
Pakenham FC & Pakenham Lions NC	29
Upwey-Tecoma FNC	30

2019 Division One

Hallam & Bayswater Truck Centre - SENIORS											
	Team	P	W	L	D	B	FF	F	A	%	Pts
1	Pakenham	16	14	2	0	0	0	1360	742	183.29	56
2	Monbulk	16	14	2	0	0	0	1390	810	171.6	56
3	Doveton	16	10	6	0	0	0	1239	1032	120.06	40
4	Mount Evelyn	16	9	7	0	0	0	1282	1106	115.97	36
5	Officer	16	8	8	0	0	0	1480	1035	143	32
6	Emerald	16	5	11	0	0	0	1093	1406	77.74	20
7	Belgrave	16	2	14	0	0	0	982	1773	55.39	8
8	Warburton Millgrove	16	2	14	0	0	0	661	1583	41.76	8

Yarra Valley Water - RESERVES											
	Team	P	W	L	D	B	FF	F	A	%	Pts
1	Pakenham	16	14	2	0	0	0	1342	381	352.23	56
2	Mount Evelyn	16	14	2	0	0	0	1471	473	310.99	56
3	Officer	16	11	5	0	0	0	1189	676	175.89	44
4	Doveton	16	9	7	0	0	0	811	630	128.73	36
5	Monbulk	16	8	8	0	0	0	938	847	110.74	32
6	Emerald	16	6	10	0	0	0	663	1107	59.89	24
7	Belgrave	16	1	15	0	0	0	452	1561	28.96	4
8	Warburton Millgrove	16	1	15	0	0	0	366	1557	23.51	4

Yarra Valley Motor Group - UNDER 18s											
	Team	P	W	L	D	B	FF	F	A	%	Pts
1	Pakenham	14	13	1	0	2	0	1020	384	265.62	92.86
2	Officer	14	11	3	0	2	0	1072	398	269.35	78.57
3	Monbulk	13	7	6	0	3	0	562	620	90.65	53.85
4	Emerald	13	6	7	0	3	0	689	633	108.85	46.15
5	Doveton	14	6	8	0	2	0	739	741	99.73	42.86
6	Mount Evelyn	14	3	10	1	2	0	519	953	54.46	25
7	Warburton Mill	14	1	12	1	2	0	387	1259	30.74	10.71

Community Bank - NETBALL A GRADE										
	Team	P	W	L	D	B	F	A	%	Pts
1	ROC	16	14	2	0	0	727	484	150.21	56
2	Mount Evelyn	16	13	3	0	0	652	478	136.40	52
3	Monbulk	16	9	7	0	0	691	575	120.17	36
4	Pakenham Lions	16	9	7	0	0	618	596	103.69	36
5	Warburton Millgrove	16	8	8	0	0	661	667	99.10	32
6	Doveton	16	6	10	0	0	521	666	78.23	24
7	Belgrave	16	4	12	0	0	610	736	82.88	16
8	Emerald	16	1	15	0	0	533	811	65.72	4

Community Bank - NETBALL B GRADE										
	Team	P	W	L	D	B	F	A	%	Pts
1	Pakenham Lions	16	13	3	0	0	800	460	173.91	52
2	ROC	16	13	3	0	0	766	446	171.75	52
3	Monbulk	16	13	3	0	0	750	504	148.81	52
4	Mount Evelyn	16	8	8	0	0	589	510	115.49	32
5	Belgrave	16	8	8	0	0	664	601	110.48	32
6	Warburton Millgrove	16	5	11	0	0	492	653	75.34	20
7	Doveton	16	3	13	0	0	411	908	45.26	12
8	Emerald	16	1	15	0	0	389	779	49.94	4

Community Bank - NETBALL C GRADE										
	Team	P	W	L	D	B	F	A	%	Pts
1	ROC	16	15	1	0	0	597	358	166.76	60
2	Pakenham Lions	16	12	4	0	0	426	326	130.67	48
3	Doveton	16	8	6	2	0	487	450	108.22	36
4	Mount Evelyn	16	8	8	0	0	445	441	100.91	32
5	Belgrave	16	8	8	0	0	130	461	93.28	32
6	Monbulk	16	5	10	1	0	406	462	87.88	22
7	Emerald	16	3	12	1	0	384	518	73.99	14
8	Warburton Millgrove	16	3	13	0	0	362	520	69.62	12

Community Bank - NETBALL D GRADE										
	Team	P	W	L	D	B	F	A	%	Pts
1	ROC	16	16	0	0	0	750	286	262.24	64
2	Pakenham Lions	16	13	3	0	0	673	349	192.84	52
3	Belgrave	16	12	4	0	0	584	433	134.87	48
4	Mount Evelyn	16	9	7	0	0	411	461	89.15	36
5	Emerald	16	4	11	1	0	387	606	63.86	18
6	Doveton	16	4	12	0	0	444	608	73.03	16
7	Monbulk	16	3	12	1	0	348	571	60.95	14
8	Warburton Millgrove	16	2	14	0	0	343	626	54.79	8

Community Bank - NETBALL 17 & UNDER WHITE											
	Team	P	W	L	D	B	FF	F	A	%	MR
1	ROC	15	15	0	0	2	0	505	226	223.45	100
2	Narre Warren	15	11	4	0	2	0	427	328	130.18	73
3	Cranbourne	14	9	4	1	3	0	378	316	119.62	64
4	Berwick	14	7	7	0	3	0	304	304	100.00	50
5	Berwick Springs	15	6	8	0	2	0	324	354	91.53	40
6	Pakenham Lions	15	2	12	1	2	0	282	468	60.26	13
7	Beaconsfield	14	0	14	0	3	0	211	435	48.51	0

Community Bank - NETBALL 15 & UNDER WHITE											
	Team	P	W	L	D	B	FF	F	A	%	MR
1	Beaconsfield	15	12	3	0	2	0	440	231	190.48	80
2	Narre Warren	16	12	4	0	1	0	468	228	205.26	75
3	Berwick	15	11	4	0	2	0	328	239	137.24	73
4	ROC	15	10	5	0	2	0	316	181	174.59	67
5	Pakenham Lions	16	8	8	0	1	0	342	294	116.33	50
6	Berwick Springs	16	5	11	0	1	0	244	382	63.87	31
7	Warburton Mill	11	2	9	0	2	0	187	278	67.27	18
8	Cranbourne	16	0	16	0	1	0	91	583	15.61	0

Community Bank - NETBALL 13 & UNDER BLUE										
	TEAM	P	W	L	D	B	F	A	%	MR
1	Cranbourne	15	15	0	0	2	356	185	192.43	100
2	Narre Warren	14	12	2	0	3	385	157	245.22	86
3	Berwick	14	8	6	0	3	239	250	95.60	57
4	Pakenham Lions	14	6	8	0	3	238	213	111.74	43
5	Beaconsfield	15	4	10	1	2	264	321	82.24	27
6	ROC	15	3	11	1	2	155	309	50.16	20
7	Gembrook-Cockatoo	11	0	11	0	2	101	303	33.33	0

LADDERS



2019 Division Two

ATC Traffic - SENIORS											
	Team	P	W	L	D	B	FF	F	A	%	Pts
1	Seville	16	14	2	0	2	0	2024	847	239.96	64
2	Yarra Junction	16	13	3	0	2	0	1826	964	189.42	60
3	Kinglake	16	12	4	0	2	0	1556	1224	127.12	56
4	Gembrook-Cockatoo	16	9	7	0	2	0	1491	1103	135.18	44
5	Powelltown	16	9	7	0	2	0	1488	1111	133.93	44
6	Yarra Glen	16	8	8	0	2	0	1572	1313	119.73	40
7	Alexandra	16	5	11	0	2	0	1121	1599	70.11	28
8	Yea	16	1	15	0	2	0	734	2142	34.27	12
9	Thornton Eildon	16	1	15	0	2	0	639	2148	29.75	12

Yarra Valley Water - RESERVES											
	Team	P	W	L	D	B	FF	F	A	%	Pts
1	Yarra Junction	16	13	3	0	2	0	1291	668	193.26	60
2	Yarra Glen	16	12	4	0	2	0	1283	530	242.08	56
3	Gembrook-Cockatoo	16	12	4	0	2	0	1049	633	165.72	56
4	Seville	15	10	5	0	2	1	1052	552	190.58	52
5	Kinglake	16	10	6	0	2	0	1184	624	189.74	48
6	Alexandra	16	7	9	0	2	0	911	884	103.05	36
7	Powelltown	16	3	13	0	2	0	623	1218	51.15	20
8	Yea	16	3	13	0	2	0	409	1322	30.94	20
9	Thornton Eildon	15	1	14	0	2	0	347	1718	20.20	12

Bluegum Clothing Veterans											
	Team	P	W	L	D	B	FF	F	A	%	Pts
1	Healesville	6	6	0	0	2	0	569	155	367.10	100
2	Mount Evelyn	6	5	1	0	2	0	631	200	315.50	83.33
3	Gembrook-Cockatoo	7	4	3	0	1	0	456	356	128.09	57.14
4	Narre Warren	7	1	6	0	1	0	292	417	70.02	14.29
5	Marysville	6	0	6	0	2	0	67	887	7.55	0

Community Bank - NETBALL A GRADE											
	Team	P	W	L	D	B	F	A	%	Pts	
1	Yea	14	13	1	0	4	840	459	183.01	68	
2	Seville	14	12	2	0	4	825	419	196.90	64	
3	Kinglake	14	8	6	0	4	721	528	136.55	48	
4	Yarra Glen	14	7	7	0	4	657	636	103.30	44	
5	Yarra Junction	14	6	8	0	4	686	767	89.44	40	
6	Powelltown	14	5	9	0	4	587	667	88.01	36	
7	Alexandra	14	5	9	0	4	584	737	79.24	36	
8	Gembrook-Cockatoo	14	0	14	0	4	299	986	30.32	16	

Community Bank - NETBALL B GRADE											
	Team	P	W	L	D	B	F	A	%	Pts	
1	Seville	16	15	1	0	2	1000	441	226.76	68	
2	Yarra Glen	16	12	4	0	2	817	529	154.44	56	
3	Kinglake	16	10	6	0	2	699	578	120.93	48	
4	Powelltown	16	10	6	0	2	594	549	108.20	48	
5	Yea	16	9	7	0	2	706	657	107.46	44	
6	Yarra Junction	16	7	9	0	2	618	636	97.17	36	
7	Alexandra	16	6	10	0	2	762	729	104.53	32	
8	Thornton-Eildon	16	3	13	0	2	561	893	62.82	20	
9	Gembrook-Cockatoo	16	0	16	0	2	340	1085	31.34	8	

Community Bank - NETBALL C GRADE											
	Team	P	W	L	D	B	F	A	%	Pts	
1	Seville	16	15	1	0	2	780	225	346.67	68	
2	Alexandra	16	15	1	0	2	741	329	225.23	68	
3	Powelltown	16	12	4	0	2	570	366	155.74	56	
4	Yarra Glen	16	9	7	0	2	565	426	132.63	44	
5	Yea	16	8	8	0	2	515	362	142.27	40	
6	Yarra Junction	16	6	10	0	2	400	453	88.30	32	
7	Kinglake	16	4	12	0	2	335	595	56.30	24	
8	Gembrook-Cockatoo	16	2	14	0	2	236	752	31.38	16	
9	Thornton-Eildon	16	1	15	0	2	196	830	23.61	12	

Community Bank - NETBALL D GRADE											
	Team	P	W	L	D	B	F	A	%	Pts	
1	Seville	14	13	1	0	4	470	268	175.37	68	
2	Yea	14	11	2	1	4	411	303	135.64	62	
3	Alexandra	14	9	5	0	4	495	358	138.27	52	
4	Yarra Glen	14	6	7	1	4	377	361	104.43	42	
5	Powelltown	14	6	8	0	4	349	293	119.11	40	
6	Gembrook-Cockatoo	14	5	8	1	4	306	346	88.44	38	
7	Kinglake	14	4	9	1	4	334	368	90.76	34	
8	Yarra Junction	14	0	14	0	4	109	554	19.68	16	



Glenbrae Signs - UNDER 16

	Team	P	W	L	D	B	FF	F	A	%	Pts
1	Mount Evelyn	14	13	1	0	0	0	1119	429	260.84	52
2	Monbulk	14	11	3	0	0	0	974	407	239.31	44
3	Olinda Ferny Creek	14	10	3	1	0	0	1271	706	180.03	42
4	Wesburn	14	10	4	0	0	0	760	628	121.02	40
5	Woori Yallock	14	8	5	1	0	0	1093	686	159.33	34
6	Healesville	14	8	6	0	0	0	1032	852	121.13	32
7	Emerald	14	7	7	0	0	0	1037	609	170.28	28
8	Wandin	14	5	9	0	0	0	869	1121	77.52	20
9	Upwey-Tecoma	14	5	9	0	0	0	687	925	74.27	20
10	Gembrook-Cockatoo	14	3	11	0	0	0	557	845	65.92	12
11	Yarra Glen	14	3	11	0	0	0	633	1462	43.3	12
12	Seville	14	0	14	0	0	0	261	1623	16.08	0

Glenbrae Signs - UNDER 14 RANGES

	Team	P	W	L	D	B	FF	F	A	%	Pts
1	Wesburn	14	12	2	0	0	0	1240	204	607.84	85.71
2	Seville	14	9	5	0	0	0	683	585	116.75	64.29
3	Belgrave	14	7	7	0	0	0	438	663	66.06	50
4	Wandin	14	4	8	2	0	0	415	800	51.88	35.71
5	Woori Yallock	14	2	12	0	0	0	249	957	26.02	14.29
6	Healesville	14	1	11	2	0	0	254	1148	22.13	14.29

Glenbrae Signs - UNDER 14 YARRA

	Team	P	W	L	D	B	FF	F	A	%	Pts
1	Emerald	14	12	2	0	0	0	773	351	220.23	85.71
2	Woori Yallock	14	10	4	0	0	0	850	360	236.11	71.43
3	Gembrook-Cockatoo	14	10	4	0	0	0	731	348	210.06	71.43
4	Belgrave	14	10	4	0	0	0	691	402	171.89	71.43
5	Healesville	14	9	5	0	0	0	580	535	108.41	64.29
6	Olinda Ferny Creek	14	8	6	0	0	0	722	545	132.48	57.14
7	Mount Evelyn	14	6	8	0	0	0	712	578	123.18	42.86
8	Yarra Glen	14	5	9	0	0	0	621	678	91.59	35.71
9	Monbulk	14	4	10	0	0	0	401	680	58.97	28.57
10	Upwey-Tecoma	14	1	13	0	0	0	375	901	41.62	7.14

Glenbrae Signs - UNDER 12 RANGES

	Team	P	W	L	D	B	FF	F	A	%	Pts
1	Seville	14	13	1	0	0	0	658	267	246.44	92.86
2	Wandin	14	11	3	0	0	0	757	345	219.42	78.57
3	Wesburn	13	7	6	0	1	0	326	400	81.5	53.85
4	Upwey-Tecoma	14	5	9	0	0	0	455	461	98.7	35.71
5	Belgrave	13	2	11	0	1	0	198	565	35.04	15.38
6	Yarra Glen	14	2	12	0	0	0	283	775	36.52	14.29

Glenbrae Signs - UNDER 12 YARRA

	Team	P	W	L	D	B	FF	F	A	%	Pts
1	Healesville	13	12	1	0	1	0	599	162	369.75	92.31
2	Mount Evelyn	14	11	2	1	0	0	647	141	458.87	82.14
3	Upwey-Tecoma	14	10	3	1	0	0	676	195	346.67	75
4	Olinda Ferny Creek	14	10	4	0	0	0	431	242	178.1	71.43
5	Emerald	14	5	9	0	0	0	209	500	41.8	35.71
6	Gembrook-Cockatoo	13	3	10	0	1	0	158	500	31.6	23.08
7	Woori Yallock	13	2	11	0	1	0	162	612	26.47	15.38
8	Monbulk	14	2	12	0	0	0	239	736	32.47	14.29

Glenbrae Signs - UNDER 11

	Team	P	W	L	D	B	FF	F	A	%	Pts
1	Woori Yallock	14	14	0	0	0	0	489	102	479.41	56
2	Mount Evelyn	14	11	3	0	0	0	515	184	279.89	44
3	Emerald	14	9	5	0	0	0	302	215	140.47	36
4	Healesville	14	8	6	0	0	0	402	336	119.64	32
5	Wandin	14	6	8	0	0	0	303	333	90.99	24
6	Monbulk	14	4	10	0	0	0	201	405	49.63	16
7	Upwey-Tecoma	14	2	11	1	0	0	127	550	23.09	10
8	Gembrook-Cockatoo	14	1	12	1	0	0	195	409	47.88	6







2019 Eastern Region Girls/Womens

Outer East Women's Division											
	Team	P	W	L	D	B	FF	F	A	%	WIN%
1	Healesville	14	14	0	0	0	0	692	93	744.09	100
2	Monbulk	14	12	2	0	0	0	598	221	270.59	85.71
3	Yarra Junction	14	6	7	1	0	0	427	389	109.77	46.43
4	Thornton-Eildon	14	4	9	1	0	0	329	605	54.83	32.14
5	Belgrave	14	4	10	0	0	1	264	449	58.80	28.57
6	Upwey-Tecoma	14	1	13	0	0	0	180	733	24.56	7.14

Premier Women's Division											
	Team	P	W	L	D	B	FF	F	A	%	WIN%
1	Chirnside Park	13	12	1	0	1	0	817	226	361.50	92.31
2	Whitehorse Suns	12	8	4	0	2	0	408	295	138.31	66.67
3	Blackburn	13	8	5	0	1	0	664	285	232.98	61.54
4	Mount Evelyn	13	7	6	0	1	0	458	409	111.98	53.85
5	Donvale	12	5	7	0	2	0	329	487	67.56	41.67
6	Vermont	13	5	8	0	1	0	363	472	76.91	38.46
7	Bayswater	12	1	11	0	2	0	176	661	26.63	8.33

Under 18 Premier Division											
	Team	P	W	L	D	B	FF	F	A	%	WIN%
1	Blackburn	13	13	0	0	1	0				100
2	Donvale	13	10	3	0	1	0				76.92
3	Vermont	13	9	4	0	1	0				69.23
4	Rowville Knights	10	5	4	1	1	0				55
5	Montrose	12	4	7	1	2	0				37.5
6	Mount Evelyn	12	4	8	0	2	0				33.33
7	East Ringwood	10	0	10	0	1	0				0

Under 18 Division One											
	Team	P	W	L	D	B	FF	F	A	%	WIN%
1	North Ringwood	12	11	1	0	2	0				91.67
2	Seville	13	7	6	0	1	0				53.85
3	Knox	10	5	5	0	1	0				50
4	The Basin	9	4	5	0	2	0				44.44
5	Heathmont	12	5	7	0	2	0				41.67
6	Upper Wood	11	3	8	0	3	0				27.27
7	Kilsyth	12	2	10	0	2	0				16.67

Under 16 Outer East Division											
	Team	P	W	L	D	B	FF	F	A	%	WIN%
1	Yarra Glen	12	10	2	0	2	0				83.33
2	Healesville	13	9	4	0	1	0				69.23
3	Upwey-Tecoma	12	8	4	0	2	0				66.67
4	Emerald	12	6	6	0	2	0				50.00
5	Seville	13	6	7	0	1	0				46.15
6	Yea	12	4	8	0	2	0				33.33
7	Olinda Ferry Creek	13	2	11	0	1	0				15.38
8	Worawa	3	0	3	0	0	0				0.00

Under 16 Premier Division											
	Team	P	W	L	D	B	FF	F	A	%	WIN%
1	Blackburn	13	13	0	0	1	0				100
2	Mount Evelyn	13	10	3	0	1	0				76.92
3	Montrose	13	9	4	0	1	0				69.23
4	Vermont	13	8	5	0	1	0				61.54
5	Glen Waverley Rovers	10	4	6	0	0	0				40
6	SBL Wolves	14	4	9	1	0	0				32.14
7	Ferntree Gully	14	2	12	0	0	0				14.29
8	Mitcham	14	1	12	1	0	0				10.71

Under 14 Outer East Division											
	Team	P	W	L	D	B	FF	F	A	%	WIN%
1	Mount Evelyn	14	13	1	0	0	0				92.86
2	Monbulk	14	12	1	1	0	0				89.29
3	Emerald	14	8	6	0	0	0				57.14
4	Olinda Ferry Creek	14	7	7	0	0	0				50
5	Belgrave	14	5	9	0	0	0				35.71
6	Jetstream	14	5	9	0	0	0				35.71
7	Worawa	14	4	9	1	0	0				32.14
8	Healesville	14	1	13	0	0	0				7.14

Under 12 Outer East Division											
	Team	P	W	L	D	B	FF	F	A	%	WIN%
1	Belgrave Black	14	14	0	0	0	0				100
2	Mount Evelyn	14	9	5	0	0	0				64.29
3	Healesville	14	7	7	0	0	0				50
4	Yarra Glen	14	6	8	0	0	0				42.86
5	Belgrave Pink	14	4	10	0	0	0				28.57
6	Olinda Ferry Creek	14	2	12	0	0	0				14.29



2019 Football Results

Totally Workwear Premier Division Seniors

Elim Final	Woori Yallock	3.14-32	def	Cranbourne	6.11-47
Qual Final	Narre Warren	13.5-83	def	Beaconsfield	2.9-21
1 Semi Final	Beaconsfield	10.18-78	def	Cranbourne	9.9-63
2 Semi Final	Berwick	14.9-93	def	Narre Warren	7.16-58
Prelim Final	Narre Warren	16.5-101	def	Beaconsfield	11.11-77
Grand Final	Berwick	4.3-27	def	Narre Warren	5.6-36

Coldstream Cider Premier Division Reserves

Elim Final	Beaconsfield	5.3-33	def	Berwick	1.8-14
Qual Final	Berwick	19.16-130	def	Cranbourne	0.3-3
1 Semi Final	Narre Warren	11.8-74	def	Beaconsfield	2.10-22
2 Semi Final	Beaconsfield	4.6-30	def	Berwick	9.9-63
Prelim Final	Narre Warren	4.6-30	def	Berwick	4.5-29
Grand Final	Berwick	4.3-27	def	Narre Warren	5.6-36

Yarra Valley Toyota Premier Division Under 18's

Elim Final	Gembrook Cockatoo	7.11-53	def	Upwey Tecoma	8.3-51
Qual Final	Beaconsfield	14.6-90	def	Woori Yallock	2.2-14
1 Semi Final	Berwick	10.6-66	def	Beaconsfield	6.9-45
2 Semi Final	Narre Warren	14.12-96	def	Gembrook Cockatoo	4.6-30
Prelim Final	Beaconsfield	7.8-50	def	Narre Warren	5.8-38
Grand Final	Berwick	4.12-36	def	Beaconsfield	4.5-29

Hallam and Bayswater Truck Centre Division One Seniors

Elim Final	Mt Evelyn	6.7-43	def	Officer	15.14-104
Qual Final	Monbulk	7.3-45	def	Doveton	8.12-60
1 Semi Final	Monbulk	14.22-106	def	Officer	4.10-34
2 Semi Final	Pakenham	2.4-16	def	Doveton	8.2-50
Prelim Final	Pakenham	11.8-74	def	Monbulk	7.7-49
Grand Final	Doveton	9.7-61	def	Pakenham	8.7-55

Community Bank Division One Reserves

Elim Final	Doveton	8.10-58	def	Monbulk	4.4-28
Qual Final	Mt Evelyn	13.3-81	def	Officer	9.10-64
1 Semi Final	Officer	7.7-49	def	Doveton	3.9-27
2 Semi Final	Pakenham	7.6-48	def	Mt Evelyn	9.8-62
Prelim Final	Pakenham	11.9-75	def	Officer	4.7-31
Grand Final	Mt Evelyn	9.4-58	def	Pakenham	10.7-67

Yarra Valley Toyota Division One Under 18's

Elim Final	Emerald	5.12-42	def	Doveton	6.5-41
Qual Final	Officer	13.8-86	def	Monbulk	4.3-27
1 Semi Final	Monbulk	7.8-50	def	Emerald	7.4-46
2 Semi Final	Pakenham	12.11-83	def	Officer	3.3-21
Prelim Final	Officer	8.9-57	def	Monbulk	6.8-44
Grand Final	Pakenham	6.7-43	def	Officer	7.4-46

ATC Traffic Division Two Seniors

Elim Final	Gembrook Cockatoo	11.11-77	def	Powelltown	16.7-103
Qual Final	Yarra Junction	14.13-97	def	Kinglake	13.7-85
1 Semi Final	Kinglake	9.10-64	def	Powelltown	12.18-90
2 Semi Final	Seville	13.15-93	def	Yarra Junction	11.11-77
Prelim Final	Yarra Junction	10.9-69	def	Powelltown	10.6-66
Grand Final	Seville	23.14-152	def	Yarra Junction	13.12-90

Yarra Valley Water Division Two Reserves

Elim Final	Seville	8.8-56	def	Kinglake	5.3-33
Qual Final	Yarra Glen	4.9-33	def	Gembrook Cockatoo	5.10-40
1 Semi Final	Yarra Glen	6.4-40	def	Seville	6.11-47
2 Semi Final	Yarra Junction	6.13-49	def	Gembrook Cockatoo	7.6-48
Prelim Final	Gembrook Cockatoo	8.3-51	def	Seville	10.10-70
Grand Final	Yarra Junction	8.6-54	def	Seville	7.7-49

Bluegum Clothing Veterans

1 Semi Final	Healesville	10.7.67	def	Narre Warren	5.5-35
2 Semi Final	Mount Evelyn	8.6.54	def	Gembrook-Cockatoo	8.7.55
Grand Final	Healesville	6.7.43	def	Gembrook-Cockatoo	4.3.27



2019 Netball Results

Community Bank Premier Division A Grade					
Elim Final	Woori Yallock	46	def	Narre Warren	41
Qual Final	Beaconsfield	35	def	Cranbourne	32
1 Semi Final	Cranbourne	42	def	Woori Yallock	34
2 Semi Final	Olinda Ferry Creek	50	def	Beaconsfield	39
Prelim Final	Beaconsfield	29	def	Cranbourne	34
Grand Final	Olinda Ferry Creek	31	def	Cranbourne	28
Community Bank Premier Division B Grade					
Elim Final	Cranbourne	34	def	Narre Warren	37
Qual Final	Beaconsfield	49	def	Woori Yallock	31
1 Semi Final	Woori Yallock	37	def	Narre Warren	38
2 Semi Final	Olinda Ferry Creek	51	def	Beaconsfield	47
Prelim Final	Beaconsfield	35	def	Narre Warren	34
Grand Final	Olinda Ferry Creek	30	def	Beaconsfield	45
Community Bank Premier Division C Grade					
Elim Final	Berwick	20	def	Olinda Ferry Creek	21
Qual Final	Cranbourne	27	def	Beaconsfield	19
1 Semi Final	Beaconsfield	18	def	Olinda Ferry Creek	34
2 Semi Final	Narre Warren	31	def	Cranbourne	44
Prelim Final	Narre Warren	18	def	Olinda Ferry Creek	22
Grand Final	Cranbourne	36	def	Olinda Ferry Creek	27
Community Bank Premier Division D Grade					
Elim Final	Narre Warren	32	def	Olinda Ferry Creek	25
Qual Final	Beaconsfield	29	def	Cranbourne	30
1 Semi Final	Beaconsfield	37	def	Narre Warren	33
2 Semi Final	Berwick	28	def	Cranbourne	27
Prelim Final	Cranbourne	34	def	Beaconsfield	15
Grand Final	Berwick	24	def	Cranbourne	19
Community Bank Under 17 Blue					
Elim Final	Berwick	19	def	Beaconsfield	25
Qual Final	Narre Warren	16	def	ROC	27
1 Semi Final	Narre Warren	39	def	Beaconsfield	38
2 Semi Final	Cranbourne	23	def	ROC	32
Prelim Final	Cranbourne	27	def	Narre Warren	24
Grand Final	ROC	35	def	Cranbourne	26
Community Bank Under 15 Blue					
Elim Final	Pakenham Lions	20	def	Narre Warren	21
Qual Final	Berwick	36	def	Doveton	15
1 Semi Final	Doveton	22	def	Narre Warren	27
2 Semi Final	ROC	31	def	Berwick	28
Prelim Final	Berwick	31	def	Narre Warren	22
Grand Final	ROC	28	def	Berwick	32
Community Bank Under 13 Blue					
Elim Final	Doveton	26	def	Pakenham Lions	28
Qual Final	Doveton	24	def	ROC	22
1 Semi Final	Narre Warren	38	def	Pakenham Lions	23
2 Semi Final	Pakenham Lions	25	def	Doveton	23
Prelim Final	Narre Warren	20	def	Pakenham Lions	22
Grand Final	ROC	28	def	Berwick	32
Community Bank Division One A Grade					
Elim Final	Pakenham Lions	32	def	Warburton Millgrove	46
Qual Final	Mount Evelyn	35	def	Monbulk	30
1 Semi Final	Monbulk	44	def	Warburton Millgrove	32
2 Semi Final	ROC	17	def	Mount Evelyn	30
Prelim Final	ROC	29	def	Monbulk	42
Grand Final	Mount Evelyn	32	def	Monbulk	29
Community Bank Division One B Grade					
Elim Final	Mount Evelyn	27	def	Belgrave	42
Qual Final	ROC	32	def	Monbulk	25
1 Semi Final	Monbulk	44	def	Belgrave	36
2 Semi Final	Pakenham Lions	22	def	ROC	33
Prelim Final	Pakenham Lions	41	def	Monbulk	24
Grand Final	ROC	40	def	Pakenham Lions	42

Community Bank Division One C Grade					
Elim Final	Mount Evelyn	27	def	Belgrave	32
Qual Final	Pakenham Lions	12	def	Doveton	29
1 Semi Final	Pakenham Lions	27	def	Belgrave	26
2 Semi Final	ROC	32	def	Doveton	40
Prelim Final	ROC	23	def	Pakenham Lions	28
Grand Final	Doveton	23	def	Pakenham Lions	12
Community Bank Division One D Grade					
Elim Final	Mount Evelyn	41	def	Emerald	17
Qual Final	Pakenham Lions	30	def	Belgrave	25
1 Semi Final	Belgrave	31	def	Mount Evelyn	19
2 Semi Final	ROC	30	def	Pakenham Lions	32
Prelim Final	ROC	29	def	Belgrave	21
Grand Final	Pakenham Lions	23	def	ROC	33
Community Bank Under 17 White					
Elim Final	Berwick	18	def	Berwick Springs	20
Qual Final	Narre Warren	19	def	Cranbourne	22
1 Semi Final	Narre Warren	25	def	Berwick Springs	22
2 Semi Final	ROC	30	def	Cranbourne	19
Prelim Final	Cranbourne	21	def	Narre Warren	23
Grand Final	ROC	28	def	Narre Warren	26
Community Bank Under 15 White					
Elim Final	ROC	24	def	Pakenham Lions	21
Qual Final	Narre Warren	21	def	Berwick	13
1 Semi Final	Berwick	27	def	ROC	13
2 Semi Final	Beaconsfield	21	def	Narre Warren	15
Prelim Final	Narre Warren	18	def	Berwick	17
Grand Final	Beaconsfield	35	def	Narre Warren	20
Community Bank Under 13 White					
Elim Final	Pakenham Lions	33	def	Beaconsfield	13
Qual Final	Narre Warren	27	def	Berwick	13
1 Semi Final	Berwick	20	def	Pakenham Lions	13
2 Semi Final	Cranbourne	19	def	Narre Warren	29
Prelim Final	Cranbourne	16	def	Berwick	12
Grand Final	Narre Warren	30	def	Cranbourne	15
Community Bank Division Two A Grade					
Elim Final	Yarra Glen	53	def	Yarra Junction	33
Qual Final	Seville	37	def	Kinglake	32
1 Semi Final	Kinglake	70	def	Yarra Glen	21
2 Semi Final	Yea	46	def	Seville	29
Prelim Final	Seville	37	def	Kinglake	33
Grand Final	Yea	46	def	Seville	34
Community Bank Division Two B Grade					
Elim Final	Powelltown	44	def	Yea	23
Qual Final	Yarra Glen	46	def	Kinglake	25
1 Semi Final	Kinglake	30	def	Powelltown	31
2 Semi Final	Seville	52	def	Yarra Glen	20
Prelim Final	Yarra Glen	23	def	Powelltown	33
Grand Final	Seville	47	def	Powelltown	31
Community Bank Division Two C Grade					
Elim Final	Yarra Glen	31	def	Yea	17
Qual Final	Alexandra	45	def	Powelltown	26
1 Semi Final	Powelltown	29	def	Yarra Glen	36
2 Semi Final	Seville	27	def	Alexandra	26
Prelim Final	Alexandra	41	def	Yarra Glen	35
Grand Final	Seville	31	def	Alexandra	23
Coldstream Cider D2 Netball D Grade					
Elim Final	Yarra Glen	23	def	Powelltown	25
Qual Final	Yea	44	def	Alexandra	29
1 Semi Final	Alexandra	23	def	Powelltown	38
2 Semi Final	Seville	29	def	Yea	22
Prelim Final	Yea	23	def	Powelltown	15
Grand Final	Seville	25	def	Yea	28

2019 Junior & Girl's/Women's Results

Glenbrae Signs U16's					
Qual Final 1	Mount Evelyn	13.785	def	Wesburn	3.4.22
Qual Final 2	Monbulk	8.755	def	Olinda Ferry Creek	7.2.44
Elim Final 1	Woori Yallock	15.8.98	def	Wandin	5.1.31
Elim Final 2	Healesville	6.5.41	def	Emerald	12.8.80
Semi Final 1	Wesburn	3.7.25	def	Woori Yallock	10.7.67
Semi Final 2	Olinda Ferry Creek	6.9.45	def	Emerald	5.8.38
Prelim Final 1	Monbulk	9.9.63	def	Woori Yallock	5.9.39
Prelim Final 2	Mount Evelyn	6.12.48	def	Olinda Ferry Creek	3.4.22
Grand Final	Monbulk	1.7.13	def	Mount Evelyn	8.13.61

Glenbrae Signs Under 14 Ranges					
Elim Final	Wandin	2.3.15	def	Woori Yallock	1.8.14
Qual Final	Seville	8.13.61	def	Belgrave	3.1.19
1 Semi Final	Belgrave	4.6.30	def	Wandin	3.4.22
2 Semi Final	Wesburn	12.7.79	def	Seville	0.2.2
Prelim Final	Seville	9.13.67	def	Belgrave	1.1.7
Grand Final	Wesburn	14.4.88	def	Seville	2.5.17

Glenbrae Signs Under 14 Yarra					
Elim Final	Belgrave	10.7.67	def	Healesville	1.4.10
Qual Final	Woori Yallock	10.9.69	def	Gembrook-Cockatoo	1.3.9
1 Semi Final	Gembrook-Cockatoo	0.1.1	def	Belgrave	12.9.81
2 Semi Final	Emerald	6.9.45	def	Woori Yallock	5.2.32
Prelim Final	Woori Yallock	5.7.37	def	Belgrave	5.8.38
Grand Final	Emerald	1.1.7	def	Belgrave	5.6.36

Glenbrae Signs Under 12 Yarra					
1 Semi Final	Upwey-Tecoma	10.6.66	def	Olinda Ferry Creek	4.5.29
2 Semi Final	Healesville	2.0.12	def	Mount Evelyn	0.1.1
Prelim Final	Mount Evelyn	3.4.22	def	Upwey-Tecoma	1.6.12
Grand Final	Healesville	1.5.11	def	Mount Evelyn	2.4.16

Glenbrae Signs Under 12 Ranges					
1 Semi Final	Wesburn	9.6.60	def	Upwey-Tecoma	5.1.31
2 Semi Final	Seville	4.2.26	def	Wandin	4.4.28
Prelim Final	Seville	4.2.26	def	Wesburn	2.2.14
Grand Final	Wandin	3.5.23	def	Seville	3.2.20

Glenbrae Signs Under 11's					
1 Semi Final	Emerald	3.4.22	def	Healesville	2.2.14
2 Semi Final	Woori Yallock	3.5.23	def	Mount Evelyn	1.1.7
Prelim Final	Mount Evelyn	1.2.8	def	Emerald	1.0.6
Grand Final	Woori Yallock	5.0.30	def	Mount Evelyn	0.0.0

Outer East Women's Division					
1 Semi Final	Yarra Junction	0.4.4	def	Thornton-Eildon	2.6.18
2 Semi Final	Healesville	2.9.21	def	Monbulk	2.3.15
Prelim Final	Monbulk	4.3.27	def	Thornton-Eildon	2.2.14
Grand Final	Healesville	8.2.50	def	Monbulk	1.2.8

Under 18 Premier Division					
Elim Final	Blackburn	13.15.93	def	Mount Evelyn	0.0.0
Qual Final	Donvale	11.16.82	def	Montrose	0.4.4
1 Semi Final	Vermont	2.2.14	def	Rowville Knights	0.3.3
2 Semi Final	Donvale	8.9.57	def	Vermont	4.1.25
Prelim Final	Blackburn	10.12.72	def	Rowville Knights	1.2.8
Grand Final	Blackburn	8.4.52	def	Donvale	0.4.4

Under 16 Premier Division					
Elim Final	Blackburn	12.14.86	def	SBL Wolves	0.0.0
Qual Final	Mount Evelyn	4.10.34	def	Glen Waverley Rovers	1.3.9
1 Semi Final	Montrose	4.5.29	def	Vermont	3.3.21
2 Semi Final	Blackburn	6.7.43	def	Vermont	0.3.3
Prelim Final	Mount Evelyn	7.10.52	def	Montrose	1.3.9
Grand Final	Blackburn	8.8.56	def	Mount Evelyn	1.0.6

Under 14 Outer East Division					
1 Semi Final	Emerald	2.13.25	def	Olinda Ferry Creek	0.2.2
2 Semi Final	Mount Evelyn	5.8.38	def	Monbulk	5.8.38
Prelim Final	Monbulk	3.5.23	def	Emerald	1.2.8
Grand Final	Mount Evelyn	2.4.16	def	Monbulk	2.5.17

Premier Division Women's					
1 Semi Final	Blackburn	6.4.40	def	Mount Evelyn	6.7.43
2 Semi Final	Chirnside Park	7.7.49	def	Whitehorse Suns	1.2.8
Prelim Final	Whitehorse Suns	5.4.34	def	Mount Evelyn	3.13.31
Grand Final	Chirnside Park	11.8.74	def	Whitehorse Suns	0.8.8

Under 18 Division One					
Elim Final	North Ringwood	4.7.31	def	Upper Wood	2.7.19
Qual Final	Seville	2.4.16	def	Heathmont	2.2.14
1 Semi Final	Knox	3.3.21	def	The Basin	2.5.17
2 Semi Final	Seville	5.4.34	def	Knox	4.6.30
Prelim Final	North Ringwood	12.9.81	def	The Basin	1.3.9
Grand Final	North Ringwood	5.16.46	def	Seville	1.1.7

Under 16 Outer East Division					
Elim Final	Emerald	9.5.59	def	Seville	3.2.20
Qual Final	Healesville	3.8.26	def	Upwey-Tecoma	2.0.12
1 Semi Final	Upwey-Tecoma	6.5.41	def	Emerald	3.6.24
2 Semi Final	Yarra Glen	5.3.33	def	Healesville	4.4.28
Prelim Final	Healesville	6.10.46	def	Upwey-Tecoma	2.5.17
Grand Final	Yarra Glen	2.3.15	def	Healesville	3.3.21

Under 12 Outer East Division					
1 Semi Final	Healesville	3.4.22	def	Yarra Glen	2.2.14
2 Semi Final	Belgrave Black	0.2.2	def	Mount Evelyn	0.0.0
Prelim Final	Mount Evelyn	0.0.0	def	Healesville	14.10
Grand Final	Belgrave Black	1.0.6	def	Healesville	1.3.9



HOME AND AWAY



2019 Premier Division Results

Round 1 - Totally Work Wear Premier Division Seniors				
Olinda Ferny Creek	10.10-70	V	Narre Warren	19.13-127
Healesville	5.13-43	V	Upwey Tecoma	14.18-102
Cranbourne	13.10-88	V	Beaconsfield	9.13-67
Wandin	22.9-141	V	Berwick	19.17-131
Woori Yallock		V	Bye	
Round 2				
Berwick	28.16-184	V	Healesville	5.2-32
Upwey Tecoma	14.15-99	V	Olinda Ferny Creek	7.13-55
Wandin	10.17-77	V	Woori Yallock	13.8-86
Narre Warren	12.13-85	V	Beaconsfield	11.11-77
Cranbourne		V	Bye	
Round 3				
Olinda Ferny Creek	8.17-65	V	Healesville	7.13-55
Beaconsfield	20.13-133	V	Wandin	3.5-23
Narre Warren	20.22-142	V	Upwey Tecoma	2.4-16
Woori Yallock	14.9-93	V	Cranbourne	13.8-86
Berwick		V	Bye	
Round 4				
Beaconsfield	6.12-48	V	Berwick	7.8-50
Cranbourne	25.14-164	V	Wandin	3.11-29
Olinda Ferny Creek	6.9-45	V	Woori Yallock	11.8-74
Healesville	7.8-50	V	Narre Warren	21.14-140
Upwey Tecoma		V	Bye	
Round 5				
Upwey Tecoma	7.13-55	V	Beaconsfield	19.13-127
Narre Warren	22.14-146	V	Wandin	8.7-55
Berwick	20.17-137	V	Woori Yallock	6.2-38
Healesville	7.4-46	V	Cranbourne	24.19-163
Olinda Ferny Creek		V	Bye	
Round 6				
Beaconsfield	10.17-77	V	Olinda Ferny Creek	5.8-38
Wandin	26.21-177	V	Upwey Tecoma	15.11-101
Cranbourne	5.11-41	V	Berwick	9.15-69
Woori Yallock	18.11-119	V	Healesville	7.5-47
Narre Warren		V	Bye	
Round 7				
Narre Warren	14.21-105	V	Cranbourne	8.8-56
Berwick	20.14-134	V	Olinda Ferny Creek	3.8-26
Healesville	5.7-37	V	Beaconsfield	26.19-175
Upwey Tecoma	12.12-84	V	Woori Yallock	14.16-100
Wandin		V	Bye	
Round 8				
Upwey Tecoma	8.5-53	V	Berwick	25.13-163
Wandin	25.12-162	V	Healesville	18.20-128
Woori Yallock	8.12-60	V	Narre Warren	19.12-126
Olinda Ferny Creek	12.10-82	V	Cranbourne	10.6-66
Beaconsfield		V	Bye	
Round 9				
Berwick	10.17-77	V	Narre Warren	10.11-71
Wandin	13.9-87	V	Olinda Ferny Creek	11.16-82
Beaconsfield	7.13-55	V	Woori Yallock	6.12-48
Cranbourne	17.13-115	V	Upwey Tecoma	3.4-22
Healesville		V	Bye	

Round 10				
Narre Warren	13.20-98	V	Olinda Ferny Creek	9.4-58
Upwey Tecoma	8.14-62	V	Healesville	10.11-71
Beaconsfield	12.7-79	V	Cranbourne	4.6-30
Berwick	15.22-112	V	Wandin	5.6-36
Woori Yallock		V	Bye	
Round 11				
Healesville	3.4-22	V	Berwick	26.26-182
Olinda Ferny Creek	19.6-120	V	Upwey Tecoma	8.10-58
Woori Yallock	16.14-110	V	Wandin	9.10-64
Beaconsfield	10.10-70	V	Narre Warren	8.11-59
Cranbourne		V	Bye	
Round 12				
Healesville	4.6-30	V	Olinda Ferny Creek	16.10-106
Wandin	17.9-111	V	Beaconsfield	13.17-95
Upwey Tecoma	7.8-50	V	Narre Warren	27.27-189
Cranbourne	11.8-74	V	Woori Yallock	11.8-74
Berwick		V	Bye	
Round 13				
Berwick	11.8-74	V	Beaconsfield	5.10-40
Wandin	12.20-92	V	Cranbourne	13.11-89
Woori Yallock	12.12-84	V	Olinda Ferny Creek	9.8-62
Narre Warren	31.22-208	V	Healesville	8.6-54
Upwey Tecoma		V	Bye	
Round 14				
Beaconsfield	17.22-124	V	Upwey Tecoma	3.5-23
Wandin	19.8-122	V	Narre Warren	18.21-129
Woori Yallock	5.9-39	V	Berwick	15.13-103
Cranbourne	17.18-120	V	Healesville	4.8-32
Olinda Ferny Creek		V	Bye	
Round 15				
Olinda Ferny Creek	7.12-54	V	Beaconsfield	13.13-91
Upwey Tecoma	11.6-72	V	Wandin	8.15-63
Berwick	6.6-42	V	Cranbourne	7.4-46
Healesville	1.4-10	V	Woori Yallock	11.19-85
Narre Warren		V	Bye	
Round 16				
Cranbourne	7.8-50	V	Narre Warren	20.18-138
Olinda Ferny Creek	6.19-55	V	Berwick	13.10-88
Beaconsfield	33.19-217	V	Healesville	3.3-21
Woori Yallock	23.20-158	V	Upwey Tecoma	6.16-52
Wandin		V	Bye	
Round 17				
Berwick	15.20-110	V	Upwey Tecoma	3.6-24
Healesville	14.9-93	V	Wandin	14.11-95
Narre Warren	14.20-104	V	Woori Yallock	3.11-29
Cranbourne	19.17-131	V	Olinda Ferny Creek	3.7-25
Beaconsfield		V	Bye	
Round 18				
Narre Warren	10.15-75	V	Berwick	16.11-107
Olinda Ferny Creek	16.8-104	V	Wandin	9.10-64
Woori Yallock	6.7-43	V	Beaconsfield	12.23-95
Upwey Tecoma	6.11-47	V	Cranbourne	12.19-91
Healesville		V	Bye	

Round 1 - Hallam & Bayswater Truck Centres Div 1 Seniors				
Pakenham	14.12-96	V	Emerald	2.5-17
Belgrave	6.6-42	V	Monbulk	10.15-75
Mt Evelyn	17.21-123	V	Warburton Millgrove	5.9-39
Doveton	20.20-140	V	Officer	8.10-58
Round 2				
Pakenham	10.13-73	V	Officer	9.4-58
Mt Evelyn	11.10-76	V	Monbulk	10.22-82
Emerald	8.7-55	V	Belgrave	11.10-76
Warburton Millgrove	11.11-77	V	Doveton	15.11-101
Round 3				
Doveton	4.5-29	V	Pakenham	10.8-68
Officer	5.4-34	V	Monbulk	10.17-77
Emerald	11.6-72	V	Mt Evelyn	15.9-99
Belgrave	12.14-86	V	Warburton Millgrove	13.14-92
Round 4				
Warburton Millgrove	6.10-46	V	Officer	16.17-113
Doveton	9.20-74	V	Belgrave	8.10-58
Pakenham	10.10-70	V	Mt Evelyn	5.12-42
Emerald	6.12-48	V	Monbulk	13.19-97
Round 5				
Emerald	18.18-126	V	Warburton Millgrove	4.4-28
Officer	14.11-95	V	Belgrave	8.12-60
Mt Evelyn	15.13-103	V	Doveton	8.14-62
Monbulk	14.15-99	V	Pakenham	7.6-48
Round 6				
Warburton Millgrove	5.5-35	V	Monbulk	14.18-102
Belgrave	14.6-90	V	Pakenham	17.21-123
Officer	12.12-84	V	Mt Evelyn	7.13-55
Doveton	15.14-104	V	Emerald	11.11-77
Round 7				
Mt Evelyn	24.23-167	V	Belgrave	8.7-55
Monbulk	7.16-58	V	Doveton	7.8-50
Emerald	10.5-65	V	Officer	22.15-147
Pakenham	18.19-127	V	Warburton Millgrove	6.8-44
Round 8				
Emerald	7.4-46	V	Pakenham	15.12-102
Monbulk	24.12-156	V	Belgrave	4.8-32
Warburton Millgrove	8.5-53	V	Mt Evelyn	6.15-51
Officer	8.10-58	V	Doveton	11.6-72
Round 9				
Officer	6.10-46	V	Pakenham	9.5-59
Monbulk	6.18-54	V	Mt Evelyn	6.8-44
Belgrave	8.9-57	V	Emerald	17.10-112
Doveton	12.18-90	V	Warburton Millgrove	3.7-25
Round 10				
Pakenham	14.15-99	V	Doveton	9.4-58
Monbulk	13.12-90	V	Officer	9.7-61
Mt Evelyn	14.16-100	V	Emerald	12.6-78
Warburton Millgrove	8.15-63	V	Belgrave	13.11-89

Round 11				
Officer	22.13-145	V	Warburton Millgrove	0.5-5
Belgrave	9.11-65	V	Doveton	14.24-108
Mt Evelyn	8.3-51	V	Pakenham	6.11-47
Monbulk	13.16-94	V	Emerald	1.10-16
Round 12				
Warburton Millgrove	8.17-65	V	Emerald	9.12-66
Belgrave	11.10-76	V	Officer	25.22-172
Doveton	12.11-83	V	Mt Evelyn	6.5-41
Pakenham	14.10-94	V	Monbulk	3.8-26
Round 13				
Monbulk	11.22-88	V	Warburton Millgrove	5.2-32
Pakenham	16.24-120	V	Belgrave	3.4-22
Mt Evelyn	14.12-96	V	Officer	12.13-85
Emerald	12.11-83	V	Doveton	10.11-71
Round 14				
Belgrave	10.13-73	V	Mt Evelyn	10.20-80
Doveton	15.7-97	V	Monbulk	7.5-47
Officer	17.14-116	V	Emerald	4.3-27
Warburton Millgrove	1.2-8	V	Pakenham	11.8-74
Round 15				
Emerald	18.15-123	V	Belgrave	7.10-52
Officer	25.9-159	V	Warburton Millgrove	3.6-24
Doveton	8.9-57	V	Pakenham	12.18-90
Monbulk	12.15-87	V	Mt Evelyn	6.16-52
Round 16				
Belgrave	7.7-49	V	Monbulk	22.26-158
Mt Evelyn	14.18-102	V	Emerald	12.10-82
Pakenham	10.10-70	V	Officer	7.7-49
Warburton Millgrove	3.7-25	V	Doveton	6.7-43



HOME AND AWAY



2019 Division 2 Results

Round 1 - ATC Traffic Division 2 Seniors				
Yea	4.7-31	V	Seville	24.25-169
Powelltown	16.9-105	V	Yarra Junction	12.10-82
Gembrook Cockatoo	10.7-67	V	Kinglake	14.10-94
Thornton Eildon	8.6-54	V	Yarra Glen	21.20-146
Alexandra		V	Bye	
Round 2				
Kinglake	35.20-230	V	Yea	4.5-29
Alexandra	19.17-131	V	Thornton Eildon	6.10-46
Seville	10.12-72	V	Powelltown	7.11-53
Yarra Junction	19.9-123	V	Gembrook Cockatoo	11.12-78
Yarra Glen			Bye	
Round 3				
Yea	1.3-9	V	Yarra Junction	25.17-167
Thornton Eildon	12.7-79	V	Powelltown	15.12-102
Gembrook Cockatoo	17.18-120	V	Alexandra	6.7-43
Kinglake		V	Bye	
Yarra Glen	13.8-86	V	Seville	11.9-75
Round 4				
Kinglake	13.7-85	V	Yarra Glen	9.9-63
Powelltown	10.9-69	V	Gembrook Cockatoo	11.17-83
Seville	22.12-144	V	Thornton Eildon	4.8-32
Alexandra	17.11-113	V	Yea	10.6-66
Yarra Junction		V	Bye	
Round 5				
Powelltown	18.13-121	V	Alexandra	14.8-92
Yarra Junction	27.15-177	V	Seville	13.11-89
Thornton Eildon	5.5-35	V	Kinglake	21.23-149
Yea	4.5-29	V	Yarra Glen	19.15-129
Gembrook Cockatoo		V	Bye	
Round 6				
Yarra Glen	10.15-75	V	Yarra Junction	12.12-84
Kinglake	15.18-108	V	Powelltown	10.13-73
Seville	16.20-116	V	Alexandra	5.15-45
Gembrook Cockatoo	18.21-129	V	Yea	8.9-57
Thornton Eildon		V	Bye	
Round 7				
Yarra Glen	12.13-85	V	Powelltown	13.6-84
Yarra Junction	21.21-147	V	Thornton Eildon	3.5-23
Gembrook Cockatoo	10.7-67	V	Seville	17.13-115
Kinglake	10.16-76	V	Alexandra	6.5-41
Yea		V	Bye	
Round 8				
Thornton Eildon	5.2-32	V	Gembrook Cockatoo	21.14-140
Powelltown	21.16-142	V	Yea	5.5-35
Yarra Junction	23.10-148	V	Kinglake	8.12-60
Alexandra	11.11-77	V	Yarra Glen	10.12-72
Seville		V	Bye	
Round 9				
Yarra Glen	12.11-83	V	Gembrook Cockatoo	9.8-62
Seville	20.10-130	V	Kinglake	8.6-54
Alexandra	11.8-74	V	Yarra Junction	16.12-108
Yea	9.9-63	V	Thornton Eildon	9.12-66
Powelltown		V	Bye	

Round 10				
Yarra Glen	25.19-169	V	Thornton Eildon	6.6-42
Seville	25.23-173	V	Yea	4.1-25
Kinglake	12.15-87	V	Gembrook Cockatoo	9.14-68
Yarra Junction	15.10-100	V	Powelltown	4.13-37
Alexandra		V	Bye	
Round 11				
Thornton Eildon	2.5-17	V	Alexandra	8.14-62
Powelltown	5.10-40	V	Seville	10.15-75
Gembrook Cockatoo	7.11-53	V	Yarra Junction	9.11-65
Yarra Glen		V	Bye	
Yea	11.10-76	V	Kinglake	16.10-106
Round 12				
Yarra Junction	21.15-141	V	Yea	3.7-25
Powelltown	25.18-168	V	Thornton Eildon	6.9-45
Alexandra	11.6-72	V	Gembrook Cockatoo	17.6-108
Seville	27.8-170	V	Yarra Glen	9.3-57
Kinglake		V	Bye	
Round 13				
Yarra Glen	10.15-75	V	Kinglake	15.13-103
Gembrook Cockatoo	8.7-55	V	Powelltown	7.10-52
Thornton Eildon	1.1-7	V	Seville	36.17-233
Yea	10.9-69	V	Alexandra	13.9-87
Yarra Junction		V	Bye	
Round 14				
Alexandra	10.7-67	V	Powelltown	12.9-81
Seville	15.16-106	V	Yarra Junction	5.7-37
Kinglake	19.15-129	V	Thornton Eildon	6.8-44
Yarra Glen	23.17-155	V	Yea	6.6-42
Gembrook Cockatoo		V	Bye	
Round 15				
Yarra Junction	16.8-104	V	Yarra Glen	11.10-76
Powelltown	17.16-118	V	Kinglake	4.16-40
Alexandra	7.9-51	V	Seville	17.14-116
Yea	7.1-43	V	Gembrook Cockatoo	24.13-157
Thornton Eildon		V	Bye	
Round 16				
Powelltown	18.13-121	V	Yarra Glen	10.10-70
Thornton Eildon	6.4-40	V	Yarra Junction	18.17-125
Seville	13.21-99	V	Gembrook Cockatoo	7.9-51
Alexandra	12.5-77	V	Kinglake	18.12-120
Yea		V	Bye	
Round 17				
Gembrook Cockatoo	19.14-128	V	Thornton Eildon	3.3-21
Yea	3.5-23	V	Powelltown	18.14-122
Kinglake	12.9-81	V	Yarra Junction	5.8-38
Yarra Glen	27.21-183	V	Alexandra	8.8-56
Seville		V	Bye	
Round 18				
Gembrook Cockatoo	18.17-125	V	Yarra Glen	7.6-48
Kinglake	4.10-34	V	Seville	21.16-142
Yarra Junction	27.18-180	V	Alexandra	5.3-33
Thornton Eildon	8.8-56	V	Yea	17.10-112
Powelltown		V	Bye	



HOME AND AWAY

2019 Under 18 Premier Division Results

Round 1 - Yarra Valley Toyota Premier Under 18				
Olinda Ferny Creek	1.1-7	V	Narre Warren	30.20-200
Alexandra	3.0-18	V	Upwey Tecoma	13.11-89
Gembrook Cockatoo	2.3-15	V	Beaconsfield	20.15-135
Woori Yallock	16.10-106	V	Berwick Springs	3.9-27
Wandin	2.1-13	V	Berwick	31.29-215
Round 2				
Berwick	23.18-156	V	Alexandra	0.2-2
Upwey Tecoma	12.15-87	V	Olinda Ferny Creek	3.4-22
Wandin	2.6-18	V	Woori Yallock	8.17-65
Narre Warren	9.11-65	V	Beaconsfield	7.6-48
Gembrook Cockatoo	11.7-73	V	Berwick Springs	7.11-53
Round 3				
Olinda Ferny Creek	6.15-51	V	Alexandra	7.3-45
Beaconsfield	23.14-152	V	Wandin	1.0-6
Narre Warren	14.13-97	V	Upwey Tecoma	6.2-38
Gembrook Cockatoo	0.0-27	V	Woori Yallock	0.0-105
Berwick Springs	2.6-18	V	Berwick	17.18-120
Round 4				
Beaconsfield	4.8-32	V	Berwick	9.5-59
Gembrook Cockatoo	13.14-92	V	Wandin	0.3-3
Olinda Ferny Creek	1.3-9	V	Woori Yallock	10.9-69
Alexandra	5.4-34	V	Narre Warren	18.13-121
Berwick Springs	3.4-22	V	Upwey Tecoma	13.10-88
Round 5				
Upwey Tecoma	9.7-61	V	Beaconsfield	12.6-78
Narre Warren	31.13-199	V	Wandin	2.2-14
Berwick	22.19-151	V	Woori Yallock	3.2-20
Gembrook Cockatoo	0.0-125	V	Alexandra	0.0-41
Olinda Ferny Creek	10.11-71	V	Berwick Springs	11.5-71
Round 6				
Beaconsfield	26.13-169	V	Olinda Ferny Creek	1.2-8
Wandin	4.4-28	V	Upwey Tecoma	22.12-144
Gembrook Cockatoo	1.2-8	V	Berwick	17.12-114
Woori Yallock	14.10-94	V	Alexandra	4.2-26
Berwick Springs	0.0-0	V	Narre Warren	17.5-107
Round 7				
Narre Warren	14.9-93	V	Gembrook Cockatoo	4.4-28
Berwick	15.19-109	V	Olinda Ferny Creek	3.4-22
Alexandra	4.5-29	V	Beaconsfield	23.16-154
Upwey Tecoma	15.8-98	V	Woori Yallock	7.9-51
Wandin	7.5-47	V	Berwick Springs	7.7-49
Round 8				
Upwey Tecoma	4.3-27	V	Berwick	12.9-81
Alexandra	5.14-44	V	Wandin	5.11-41
Woori Yallock	1.2-8	V	Narre Warren	19.19-133
Olinda Ferny Creek	3.2-20	V	Gembrook Cockatoo	8.9-57
Berwick Springs	3.1-19	V	Beaconsfield	24.15-159
Round 9				
Wandin	6.10-46	V	Olinda Ferny Creek	3.4-22
Beaconsfield	9.12-66	V	Woori Yallock	2.3-15
Gembrook Cockatoo	3.7-25	V	Upwey Tecoma	2.5-17
Alexandra	8.8-56	V	Berwick Springs	9.10-64
Berwick	6.6-42	V	Narre Warren	14.7-91

Round 10				
Narre Warren	21.14-140	V	Olinda Ferny Creek	4.3-27
Upwey Tecoma	0.0-109	V	Alexandra	0.0-26
Beaconsfield	16.16-112	V	Gembrook Cockatoo	3.11-29
Berwick	12.7-79	V	Woori Yallock	5.3-33
Berwick Springs	15.15-105	V	Wandin	2.3-15
Round 11				
Alexandra	1.2-8	V	Berwick	29.14-188
Olinda Ferny Creek	2.3-15	V	Upwey Tecoma	19.16-130
Woori Yallock	15.12-102	V	Wandin	4.7-31
Beaconsfield	4.9-33	V	Narre Warren	12.7-79
Berwick Springs	3.3-21	V	Gembrook Cockatoo	15.20-110
Round 12				
Alexandra	10.6-66	V	Olinda Ferny Creek	3.4-22
Wandin	1.3-9	V	Beaconsfield	24.17-161
Upwey Tecoma	8.4-52	V	Narre Warren	6.10-46
Woori Yallock	1.2-8	V	Gembrook Cockatoo	8.8-56
Berwick	16.14-110	V	Berwick Springs	4.1-25
Round 13				
Berwick	3.9-27	V	Beaconsfield	5.11-41
Wandin	0.7-7	V	Gembrook Cockatoo	15.18-108
Woori Yallock	21.17-143	V	Olinda Ferny Creek	2.5-17
Narre Warren	0.0-99	V	Alexandra	0.0-17
Upwey Tecoma	15.12-102	V	Berwick Springs	2.5-17
Round 14				
Beaconsfield	5.5-35	V	Narre Warren	3.7-25
Wandin	0.0-21	V	Upwey Tecoma	0.0-87
Woori Yallock	0.0-0	V	Berwick	0.0-0
Alexandra	3.4-22	V	Gembrook Cockatoo	11.11-77
Berwick Springs	12.16-88	V	Olinda Ferny Creek	3.3-21
Round 15				
Olinda Ferny Creek	3.5-23	V	Wandin	6.5-41
Upwey Tecoma	3.9-27	V	Beaconsfield	9.10-64
Berwick	4.4-28	V	Narre Warren	4.3-27
Alexandra	3.5-23	V	Woori Yallock	16.15-111
Gembrook Cockatoo	5.8-38	V	Berwick Springs	4.2-26
Round 16				
Gembrook Cockatoo	6.2-38	V	Narre Warren	14.12-96
Olinda Ferny Creek	7.6-48	V	Alexandra	8.7-55
Beaconsfield	7.9-51	V	Berwick	10.5-65
Woori Yallock	8.6-54	V	Upwey Tecoma	10.7-67
Berwick Springs	8.7-55	V	Wandin	6.7-43
Round 17				
Berwick	12.14-86	V	Upwey Tecoma	1.4-10
Alexandra	4.8-32	V	Wandin	0.0-0
Narre Warren	20.18-138	V	Woori Yallock	0.4-4
Gembrook Cockatoo	7.9-51	V	Olinda Ferny Creek	1.7-13
Beaconsfield	18.19-127	V	Berwick Springs	2.2-14
Round 18				
Narre Warren	5.6-36	V	Berwick	6.16-52
Olinda Ferny Creek	7.2-44	V	Wandin	8.10-58
Woori Yallock	6.8-44	V	Beaconsfield	13.4-82
Upwey Tecoma	9.4-58	V	Gembrook Cockatoo	10.7-67
Berwick Springs	11.10-76	V	Alexandra	9.9-63

HOME AND AWAY



2019 Under 18's Division 1 Results

Round 1 - Yarra Valley Toyota Division 1 U18'S				
Pakenham	14.13-97	V	Emerald	6.2-38
Mt Evelyn	5.8-38	V	Warburton Millgrove	8.7-55
Doveton	5.5-35	V	Officer	15.17-107
Monbulk		V	Bye	
Round 2				
Pakenham	1.1-7	V	Officer	17.7-109
Mt Evelyn	6.3-39	V	Monbulk	10.8-68
Warburton Millgrove	4.10-34	V	Doveton	16.8-104
Emerald		V	Bye	
Round 3				
Doveton	2.5-17	V	Pakenham	10.10-70
Officer	15.14-104	V	Monbulk	2.3-15
Emerald	6.8-44	V	Mt Evelyn	5.9-39
Warburton Millgrove		V	Bye	
Round 4				
Warburton Millgrove	3.7-25	V	Officer	16.9-105
Pakenham	9.14-68	V	Mt Evelyn	1.3-9
Emerald	7.10-52	V	Monbulk	1.5-11
Doveton		V	Bye	
Round 5				
Emerald	18.21-129	V	Warburton Millgrove	3.3-21
Mt Evelyn	1.2-8	V	Doveton	20.13-133
Monbulk	3.3-21	V	Pakenham	9.10-64
Officer		V	Bye	
Round 6				
Warburton Millgrove	3.4-22	V	Monbulk	8.14-62
Officer	21.13-139	V	Mt Evelyn	3.0-18
Doveton	11.7-73	V	Emerald	10.5-65
Pakenham		V	Bye	
Round 7				
Monbulk	3.12-30	V	Doveton	4.8-32
Mt Evelyn		V	Bye	
Emerald	2.7-19	V	Officer	12.11-83
Pakenham	18.15-123	V	Warburton Millgrove	0.5-5
Round 8				
Emerald	3.3-21	V	Pakenham	4.10-34
Warburton Millgrove	9.2-56	V	Mt Evelyn	8.8-56
Officer	5.6-36	V	Doveton	2.3-15
Monbulk		V	Bye	

Round 9				
Officer	4.5-29	V	Pakenham	4.12-36
Monbulk	9.5-59	V	Mt Evelyn	3.4-22
Doveton	15.14-104	V	Warburton Millgrove	3.4-22
Emerald		V	Bye	
Round 10				
Pakenham	12.21-93	V	Doveton	4.6-30
Monbulk	8.13-61	V	Officer	5.6-36
Mt Evelyn	11.4-70	V	Emerald	8.6-54
Warburton Millgrove		V	Bye	
Round 11				
Officer	0.0-85	V	Warburton Millgrove	0.0-26
Mt Evelyn	3.8-26	V	Pakenham	11.9-75
Monbulk	4.18-42	V	Emerald	4.2-26
Doveton		V	Bye	
Round 12				
Warburton Millgrove	2.5-17	V	Emerald	13.10-88
Doveton	6.6-42	V	Mt Evelyn	7.10-52
Pakenham	12.14-86	V	Monbulk	2.7-19
Officer		V	Bye	
Round 13				
Monbulk	14.12-96	V	Warburton Millgrove	6.3-39
Pakenham		V	Bye	
Mt Evelyn	5.6-36	V	Officer	7.12-54
Emerald	9.5-59	V	Doveton	7.10-52
Round 14				
Doveton	3.9-27	V	Monbulk	5.4-34
Officer	8.11-59	V	Emerald	5.2-32
Warburton Millgrove	1.0-6	V	Pakenham	17.20-122
Mt Evelyn		V	Bye	
Round 15				
Officer	0.0-97	V	Warburton Millgrove	0.0-25
Doveton	4.1-25	V	Pakenham	14.13-97
Monbulk	6.8-44	V	Mt Evelyn	10.11-71
Emerald		V	Bye	
Round 16				
Mt Evelyn	4.11-35	V	Emerald	9.8-62
Pakenham	7.6-48	V	Officer	4.5-29
Warburton Millgrove	5.4-34	V	Doveton	7.8-50
Monbulk		V	Bye	

2019 Outer East Women's Division Results

Round 1 - Outer East Women's Division				
Upwey-Tecoma	3.2.20	V	Belgrave	9.6.60
Yarra Junction	3.4.22	V	Monbulk	4.3.27
Healesville	8.15.63	V	Thornton-Eildon	0.1.1
Round 2				
Yarra Junction	7.8.50	V	Upwey-Tecoma	2.4.16
Thornton-Eildon	0.0.16	V	Monbulk	0.0.50
Belgrave	0.0.0	V	Healesville	4.2.26
Round 3				
Healesville	8.5.53	V	Yarra Junction	1.1.7
Upwey-Tecoma	1.4.10	V	Thornton-Eildon	6.7.43
Monbulk	4.11.35	V	Belgrave	0.0.0
Round 4				
Yarra Junction	2.4.16	V	Monbulk	7.7.49
Thornton-Eildon	1.3.9	V	Belgrave	3.9.27
Upwey-Tecoma	0.0.16	V	Healesville	0.0.49
Round 5				
Healesville	2.3.15	V	Belgrave	1.2.8
Monbulk	13.21.99	V	Thornton-Eildon	4.5.29
Upwey-Tecoma	0.0.0	V	Yarra Junction	9.19.73
Round 6				
Monbulk	1.1.7	V	Healesville	3.4.22
Yarra Junction	10.13.73	V	Thornton Eildon	3.6.24
Belgrave	3.6.24	V	Upwey-Tecoma	9.8.62
Round 7				
Upwey-Tecoma	0.1.1	V	Monbulk	16.10.106
Thornton-Eildon	0.0.0	V	Healesville	14.13.97
Belgrave	2.0.12	V	Yarra Junction	3.2.20
Round 8				
Thornton-Eildon	0.0.54	V	Upwey-Tecoma	0.0.1
Monbulk	8.6.54	V	Belgrave	0.1.1
Yarra Junction	1.1.7	V	Healesville	8.9.57
Round 9				
Thornton-Eildon	1.3.9	V	Yarra Junction	1.3.9
Monbulk	3.7.25	V	Upwey-Tecoma	2.6.18
Belgrave	1.0.6	V	Healesville	5.14.44
Round 10				
Yarra Junction	5.6.36	V	Belgrave	4.7.31
Monbulk	7.6.48	V	Thornton-Eildon	4.2.26
Healesville	12.6.78	V	Upwey-Tecoma	0.0.0
Round 11				
Healesville	8.1.49	V	Yarra Junction	1.2.8
Thornton-Eildon	8.14.62	V	Belgrave	1.4.10
Upwey-Tecoma	1.0.6	V	Monbulk	3.5.23

Round 12				
Thornton-Eildon	2.1.13	V	Healesville	9.15.69
Upwey-Tecoma	0.0.17	V	Belgrave	0.0.49
Monbulk	4.4.28	V	Yarra Junction	3.3.21
Round 13				
Thornton-Eildon	5.3.33	V	Yarra Junction	3.7.25
Belgrave	1.6.12	V	Monbulk	6.3.39
Healesville	0.0.39	V	Upwey-Tecoma	0.0.12
Round 14				
Belgrave	3.6.24	V	Thornton-Eildon	1.4.10
Upwey-Tecoma	0.1.1	V	Yarra Junction	8.12.60
Healesville	4.7.31	V	Monbulk	1.2.8



HOME AND AWAY



2019 Premier A Grade Results

Round 1 - Community Bank Premier Division A Grade				
Healesville	23	V	Upwey Tecoma	53
Cranbourne	32	V	Beaconsfield	50
Olinda Ferny Creek	71	V	Narre Warren	41
Wandin	38	V	Berwick	40
Woori Yallock		V	Bye	
Round 2				
Berwick	43	V	Healesville	19
Wandin	49	V	Woori Yallock	64
Narre Warren	40	V	Beaconsfield	58
Upwey Tecoma	40	V	Olinda Ferny Creek	91
Cranbourne		V	Bye	
Round 3				
Beaconsfield	42	V	Wandin	35
Narre Warren	65	V	Upwey Tecoma	37
Olinda Ferny Creek	123	V	Healesville	9
Woori Yallock	27	V	Cranbourne	47
Berwick		V	Bye	
Round 4				
Cranbourne	53	V	Wandin	29
Healesville	26	V	Narre Warren	54
Beaconsfield	59	V	Berwick	33
Olinda Ferny Creek	81	V	Woori Yallock	27
Upwey Tecoma		V	Bye	
Round 5				
Narre Warren	41	V	Wandin	43
Berwick	43	V	Woori Yallock	55
Healesville	20	V	Cranbourne	35
Upwey Tecoma	28	V	Beaconsfield	71
Olinda Ferny Creek		V	Bye	
Round 6				
Cranbourne	45	V	Berwick	33
Wandin	49	V	Upwey Tecoma	45
Beaconsfield	42	V	Olinda Ferny Creek	61
Woori Yallock	63	V	Healesville	20
Narre Warren		V	Bye	
Round 7				
Upwey Tecoma	53	V	Woori Yallock	64
Narre Warren	44	V	Cranbourne	42
Berwick	30	V	Olinda Ferny Creek	75
Healesville	21	V	Beaconsfield	61
Wandin		V	Bye	
Round 8				
Wandin	60	V	Healesville	38
Olinda Ferny Creek	58	V	Cranbourne	33
Upwey Tecoma	38	V	Berwick	37
Woori Yallock	63	V	Narre Warren	56
Beaconsfield		V	Bye	
Round 9				
Berwick	38	V	Narre Warren	51
Wandin	40	V	Olinda Ferny Creek	71
Beaconsfield	38	V	Woori Yallock	33
Cranbourne	73	V	Upwey Tecoma	32
Healesville		V	Bye	

Round 10				
Upwey Tecoma	49	V	Healesville	35
Beaconsfield	23	V	Cranbourne	33
Berwick	28	V	Wandin	39
Narre Warren	33	V	Olinda Ferny Creek	59
Woori Yallock		V	Bye	
Round 11				
Woori Yallock	47	V	Wandin	42
Beaconsfield	42	V	Narre Warren	34
Healesville	24	V	Berwick	34
Olinda Ferny Creek	89	V	Upwey Tecoma	35
Cranbourne		V	Bye	
Round 12				
Healesville	31	V	Olinda Ferny Creek	73
Cranbourne	33	V	Woori Yallock	22
Upwey Tecoma	32	V	Narre Warren	56
Wandin	46	V	Beaconsfield	50
Berwick		V	Bye	
Round 13				
Woori Yallock	47	V	Olinda Ferny Creek	72
Berwick	21	V	Beaconsfield	64
Narre Warren	75	V	Healesville	26
Wandin	41	V	Cranbourne	44
Upwey Tecoma		V	Bye	
Round 14				
Wandin	37	V	Narre Warren	40
Beaconsfield	34	V	Upwey Tecoma	30
Cranbourne	59	V	Healesville	14
Woori Yallock	54	V	Berwick	37
Olinda Ferny Creek		V	Bye	
Round 15				
Healesville	32	V	Woori Yallock	52
Upwey Tecoma	48	V	Wandin	43
Berwick	27	V	Cranbourne	49
Olinda Ferny Creek	43	V	Beaconsfield	36
Narre Warren		V	Bye	
Round 16				
Woori Yallock	70	V	Upwey Tecoma	39
Cranbourne	40	V	Narre Warren	50
Beaconsfield	74	V	Healesville	25
Olinda Ferny Creek	84	V	Berwick	32
Wandin		V	Bye	
Round 17				
Healesville	41	V	Wandin	39
Berwick	38	V	Upwey Tecoma	41
Cranbourne	33	V	Olinda Ferny Creek	52
Narre Warren	35	V	Woori Yallock	51
Beaconsfield		V	Bye	
Round 18				
Narre Warren	56	V	Berwick	32
Olinda Ferny Creek	76	V	Wandin	35
Upwey Tecoma	31	V	Cranbourne	57
Woori Yallock	51	V	Beaconsfield	47
Healesville		V	Bye	

2019 Division 1 A Grade Results

Round 1 - Community Bank Division 1 A Grade				
Belgrave	36	V	Monbulk Hawks	28
Pakenham	53	V	Emerald	26
Mount Evelyn	46	V	Warburton Milgrove	37
Doveton	35	V	ROC	50
Round 2				
Pakenham	30	V	ROC	46
Mount Evelyn	35	V	Monbulk Hawks	27
Emerald	34	V	Belgrave	62
Warburton Milgrove	55	V	Doveton	34
Round 3				
Emerald	23	V	Mount Evelyn	48
Doveton	32	V	Pakenham	24
Belgrave	44	V	Warburton Milgrove	45
ROC	46	V	Monbulk Hawks	29
Round 4				
Doveton	46	V	Belgrave	37
Emerald	5	V	Monbulk Hawks	7
Pakenham	29	V	Mount Evelyn	24
Warburton Milgrove	35	V	ROC	49
Round 5				
Monbulk Hawks	52	V	Pakenham	39
Emerald	41	V	Warburton Milgrove	60
Mount Evelyn	39	V	Doveton	20
ROC	62	V	Belgrave	35
Round 6				
Belgrave	33	V	Pakenham	39
ROC	38	V	Mount Evelyn	60
Warburton Milgrove	39	V	Monbulk Hawks	20
Doveton	48	V	Emerald	35
Round 7				
Mount Evelyn	56	V	Belgrave	25
Monbulk Hawks	34	V	Doveton	42
Emerald	33	V	ROC	51
Pakenham	47	V	Warburton Milgrove	41
Round 8				
Warburton Milgrove	33	V	Mount Evelyn	45
Emerald	10	V	Pakenham	10
Monbulk Hawks	58	V	Belgrave	24
ROC	50	V	Doveton	28
Round 9				
Belgrave	47	V	Emerald	33
Doveton	38	V	Warburton Milgrove	26
Monbulk Hawks	28	V	Mount Evelyn	36
ROC	40	V	Pakenham	23
Round 10				
Mount Evelyn	56	V	Emerald	38
Monbulk Hawks	47	V	ROC	39
Pakenham	45	V	Doveton	18
Warburton Milgrove	45	V	Belgrave	34
Round 11				
Mount Evelyn	39	V	Pakenham	36
Belgrave	33	V	Doveton	34
Monbulk Hawks	56	V	Emerald	33
ROC	44	V	Warburton Milgrove	27

Round 12				
Belgrave	29	V	ROC	36
Doveton	34	V	Mount Evelyn	34
Pakenham	41	V	Monbulk Hawks	33
Warburton Milgrove	57	V	Emerald	27
Round 13				
Monbulk Hawks	42	V	Warburton Milgrove	47
Pakenham	46	V	Belgrave	45
Emerald	36	V	Doveton	31
Mount Evelyn	24	V	ROC	28
Round 14				
Belgrave	25	V	Mount Evelyn	44
Warburton Milgrove	40	V	Pakenham	35
Doveton	18	V	Monbulk Hawks	48
ROC	53	V	Emerald	33
Round 15				
Emerald	37	V	Belgrave	53
Doveton	37	V	Pakenham	44
Monbulk Hawks	35	V	Mount Evelyn	38
ROC	45	V	Warburton Milgrove	18
Round 16				
Mount Evelyn	48	V	Emerald	22
Warburton Milgrove	56	V	Doveton	26
Belgrave	38	V	Monbulk Hawks	61
Pakenham	34	V	ROC	28



HOME AND AWAY



2019 Division 2 A Grade Results

Round 1 - Community Bank Division 2 A Grade				
Powelltown	51	V	Yarra Junction	59
Gembrook Cockatoo	14	V	Kinglake	70
Yea	53	V	Seville	28
Alexandra		V	Bye	
Yarra Glen		V	Bye	
Round 2				
Kinglake	40	V	Yea	47
Yarra Junction	72	V	Gembrook Cockatoo	30
Seville	51	V	Powelltown	23
Alexandra		V	Bye	
Yarra Glen		V	Bye	
Round 3				
Gembrook Cockatoo	31	V	Alexandra	61
Yea	74	V	Yarra Junction	39
Kinglake		V	Bye	
Powelltown		V	Bye	
Yarra Glen	27	V	Seville	68
Round 4				
Kinglake	38	V	Yarra Glen	31
Alexandra	42	V	Yea	55
Powelltown	59	V	Gembrook Cockatoo	20
Seville		V	Bye	
Yarra Junction		V	Bye	
Round 5				
Yarra Junction	14	V	Seville	18
Yea	76	V	Yarra Glen	26
Powelltown	35	V	Alexandra	46
Gembrook Cockatoo		V	Bye	
Kinglake		V	Bye	
Round 6				
Gembrook Cockatoo	17	V	Yea	80
Kinglake	51	V	Powelltown	36
Seville	66	V	Alexandra	26
Yarra Glen	62	V	Yarra Junction	44
Round 7				
Gembrook Cockatoo	23	V	Seville	67
Kinglake	53	V	Alexandra	33
Yarra Glen	54	V	Powelltown	36
Yarra Junction		V	Bye	
Yea		V	Bye	
Round 8				
Yarra Junction	41	V	Kinglake	50
Alexandra	43	V	Yarra Glen	50
Powelltown	47	V	Yea	53
Seville		V	Bye	
Gembrook Cockatoo		V	Bye	
Round 9				
Alexandra	51	V	Yarra Junction	46
Seville	42	V	Kinglake	33
Yarra Glen	76	V	Gembrook Cockatoo	23
Powelltown		V	Bye	
Yea		V	Bye	

Round 10				
Kinglake	77	V	Gembrook Cockatoo	26
Seville	34	V	Yea	42
Yarra Junction	46	V	Powelltown	66
Alexandra		V	Bye	
Yarra Glen		V	Bye	
Round 11				
Gembrook Cockatoo	20	V	Yarra Junction	59
Powelltown	54	V	Seville	30
Alexandra		V	Bye	
Yarra Glen		V	Bye	
Yea	45	V	Kinglake	42
Round 12				
Alexandra	51	V	Gembrook Cockatoo	37
Seville	62	V	Yarra Glen	26
Yarra Junction	42	V	Yea	76
Kinglake		V	Bye	
Powelltown		V	Bye	
Round 13				
Gembrook Cockatoo	18	V	Powelltown	72
Yarra Glen	39	V	Kinglake	43
Yea	52	V	Alexandra	25
Yarra Junction		V	Bye	
Seville		V	Bye	
Round 14				
Alexandra	42	V	Powelltown	53
Seville	68	V	Yarra Junction	37
Yarra Glen	49	V	Yea	48
Kinglake		V	Bye	
Gembrook Cockatoo		V	Bye	
Round 15				
Alexandra	21	V	Seville	69
Powelltown	32	V	Kinglake	62
Yarra Junction	49	V	Yarra Glen	57
Yea	80	V	Gembrook Cockatoo	16
Round 16				
Alexandra	47	V	Kinglake	80
Powelltown	44	V	Yarra Glen	42
Seville	89	V	Gembrook Cockatoo	9
Yarra Junction		V	Bye	
Yea		V	Bye	
Round 17				
Kinglake	45	V	Yarra Junction	46
Yarra Glen	45	V	Alexandra	47
Yea	60	V	Powelltown	17
Seville		V	Bye	
Gembrook Cockatoo		V	Bye	
Round 18				
Gembrook Cockatoo	15	V	Yarra Glen	73
Kinglake	42	V	Seville	50
Yarra Junction	65	V	Alexandra	49
Yea		V	Bye	
Powelltown		V	Bye	



HOME AND AWAY

2019 Under 17 Blue Grade Results

Round 1				
Berwick	14	V	Narre Warren	35
Healesville	24	V	Warburton Millgrove	15
Bye		V	Pakenham	
Cranbourne	37	V	Beaconsfield	30
Olinda Ferny Creek	12	V	Narre Warren	49
Wandin	15	V	Berwick	53
Doveton	10	V	ROC	48
Round 2				
Berwick	40	V	Healesville	8
Pakenham	15	V	ROC	32
Bye		V	Wandin	
Cranbourne	53	V	Olinda Ferny Creek	17
Narre Warren	36	V	Beaconsfield	30
Warburton Millgrove	10	V	Doveton	46
Round 3				
Narre Warren	58	V	Warburton Millgrove	8
Bye		V	Cranbourne	
Beaconsfield	36	V	Wandin	6
Doveton	22	V	Pakenham	22
Olinda Ferny Creek	29	V	Healesville	17
ROC	35	V	Berwick	17
Round 4				
Healesville	9	V	Narre Warren	53
Bye		V	Doveton	
Beaconsfield	20	V	Berwick	21
Cranbourne	40	V	Wandin	13
Pakenham	35	V	Olinda Ferny Creek	29
Warburton Millgrove	2	V	ROC	65
Round 5				
ROC	54	V	Olinda Ferny Creek	12
Bye		V	Beaconsfield	
Berwick	30	V	Pakenham	23
Doveton	43	V	Warburton Millgrove	11
Healesville	14	V	Cranbourne	40
Narre Warren	57	V	Wandin	7
Round 6				
Bye		V	Warburton Millgrove	
Beaconsfield	34	V	Olinda Ferny Creek	18
Cranbourne	39	V	Berwick	28
Doveton	20	V	Narre Warren	42
ROC	53	V	Healesville	6
Wandin	20	V	Pakenham	35
Round 7				
Bye		V	Olinda Ferny Creek	
Berwick	29	V	ROC	20
Healesville	12	V	Pakenham	35
Narre Warren	35	V	Cranbourne	35
Wandin	18	V	Doveton	37
Warburton Millgrove	6	V	Beaconsfield	47
Round 8				
Wandin	26	V	Healesville	20
Bye		V	Berwick	
Doveton	34	V	Beaconsfield	24
Olinda Ferny Creek	23	V	Cranbourne	42
Pakenham	48	V	Warburton Millgrove	10
ROC	22	V	Narre Warren	21
Round 9				
Wandin	26	V	Healesville	20
Bye		V	Berwick	
Doveton	34	V	Beaconsfield	24
Olinda Ferny Creek	23	V	Cranbourne	42
Pakenham	48	V	Warburton Millgrove	10
ROC	22	V	Narre Warren	21

Round 10				
Bye		V	Narre Warren	
Beaconsfield	17	V	Cranbourne	25
Berwick	33	V	Wandin	19
Doveton	25	V	Olinda Ferny Creek	28
Bye		V	Healesville	
ROC	45	V	Pakenham	15
Bye		V	Warburton Millgrove	
Round 11				
Bye		V	Olinda Ferny Creek	
Beaconsfield	20	V	Narre Warren	34
Healesville	8	V	Berwick	46
Pakenham	24	V	Doveton	34
Wandin	15	V	ROC	45
Warburton Millgrove	9	V	Cranbourne	65
Round 12				
ROC	52	V	Warburton Millgrove	8
Healesville	21	V	Olinda Ferny Creek	28
Bye		V	Cranbourne	
Doveton	17	V	Berwick	24
Pakenham	22	V	Narre Warren	32
Wandin	15	V	Beaconsfield	47
Round 13				
Olinda Ferny Creek	30	V	Warburton Millgrove	15
Wandin	10	V	Cranbourne	47
Bye		V	ROC	
Berwick	32	V	Beaconsfield	21
Narre Warren	40	V	Healesville	9
Pakenham	32	V	Doveton	32
Round 14				
Wandin	12	V	Narre Warren	46
Bye		V	Pakenham	
Beaconsfield	27	V	Doveton	25
Cranbourne	51	V	Healesville	8
Olinda Ferny Creek	14	V	ROC	54
Warburton Millgrove	13	V	Berwick	40
Round 15				
Warburton Millgrove	8	V	Pakenham	45
Olinda Ferny Creek	35	V	Wandin	18
Bye		V	Healesville	
Doveton	25	V	Cranbourne	28
Narre Warren	30	V	Berwick	20
ROC	37	V	Beaconsfield	21
Round 16				
Cranbourne	40	V	Warburton Millgrove	19
Bye		V	ROC	
Beaconsfield	38	V	Healesville	10
Doveton	22	V	Narre Warren	35
Olinda Ferny Creek	23	V	Berwick	35
Wandin	12	V	Pakenham	28
Round 17				
Warburton Millgrove	23	V	Wandin	35
Healesville	12	V	Doveton	40
Narre Warren	40	V	Olinda Ferny Creek	17
Bye		V	Berwick	
Cranbourne	24	V	ROC	23
Pakenham	17	V	Beaconsfield	22
Round 18				
Doveton	38	V	Wandin	18
Bye		V	Narre Warren	
Cranbourne	32	V	Berwick	27
Healesville	7	V	ROC	44
Olinda Ferny Creek	31	V	Pakenham	40
Warburton Millgrove	10	V	Beaconsfield	37

HOME AND AWAY



2019 Under 17/White Grade Results

Round 1				
Bye		V	ROC	
Cranbourne	38	V	Beaconsfield	20
Narre Warren	31	V	Berwick Springs	19
Pakenham	19	V	Berwick	32
Round 2				
Pakenham	18	V	ROC	40
Bye		V	Berwick	
Cranbourne	27	V	Berwick Springs	17
Narre Warren	34	V	Beaconsfield	13
Round 3				
Bye		V	Beaconsfield	
Berwick Springs	12	V	Berwick	26
Narre Warren	28	V	Pakenham	9
ROC	28	V	Cranbourne	17
Round 4				
Pakenham	21	V	Cranbourne	40
Bye		V	Narre Warren	
Beaconsfield	14	V	Berwick	24
Berwick Springs	9	V	ROC	39
Round 5				
Bye		V	Cranbourne	
Berwick	28	V	Pakenham	13
Narre Warren	31	V	Berwick Springs	20
ROC	49	V	Beaconsfield	8
Round 6				
Bye		V	Berwick Springs	
Beaconsfield	23	V	Pakenham	27
Cranbourne	25	V	Berwick	34
ROC	36	V	Narre Warren	25
Round 7				
Bye		V	Beaconsfield	
Berwick	16	V	ROC	30
Narre Warren	33	V	Cranbourne	27
Pakenham	25	V	Berwick Springs	41
Round 8				
Cranbourne	15	V	ROC	23
Bye		V	Pakenham	
Beaconsfield	17	V	Narre Warren	30
Berwick Springs	16	V	Berwick	17
Round 9				
Berwick	19	V	Narre Warren	23
Beaconsfield	13	V	Berwick Springs	31
Bye		V	ROC	
Cranbourne	22	V	Pakenham	22

Round 10				
Bye		V	Narre Warren	
Beaconsfield	15	V	Cranbourne	22
Berwick	20	V	Berwick Springs	21
ROC	34	V	Pakenham	17
Round 11				
Bye		V	Berwick	
Beaconsfield	13	V	ROC	33
Berwick Springs	25	V	Cranbourne	26
Pakenham	28	V	Narre Warren	38
Round 12				
Bye		V	Berwick Springs	
ROC	17	V	Berwick	13
Cranbourne	25	V	Narre Warren	24
Pakenham	28	V	Beaconsfield	11
Round 13				
Bye		V	Cranbourne	
Berwick	28	V	Beaconsfield	16
Narre Warren	23	V	ROC	28
Pakenham	17	V	Berwick Springs	31
Round 14				
Bye		V	Berwick	
Beaconsfield	22	V	Narre Warren	26
Berwick Springs	15	V	ROC	27
Cranbourne	33	V	Pakenham	14
Round 15				
Bye		V	Pakenham	
Berwick	13	V	Cranbourne	25
Narre Warren	23	V	Berwick Springs	14
ROC	39	V	Beaconsfield	10
Round 16				
Bye		V	Beaconsfield	
Berwick Springs	27	V	Pakenham	16
Cranbourne	35	V	Narre Warren	27
ROC	42	V	Berwick	18
Round 17				
Bye		V	Cranbourne	
Narre Warren	31	V	Berwick	16
Pakenham	8	V	ROC	40
Beaconsfield	16	V	Berwick Springs	26



HOME AND AWAY

2019 Under 16 Results

Round 1				
Wesburn	1.7-13	v	Monbulk	19.14-128
Mt Evelyn	20.21-141	v	Yarra Glen	3.2-20
Olinda Ferny Creek	20.13-133	v	Seville	12.22-94
Upwey Tecoma	3.6-24	v	Emerald	8.15-63
Wandin	10.10-70	v	Gembrook Cockatoo	19.15-129
Woori Yallock	7.7-49	v	Healesville	1.2-8
Round 2				
Emerald	12.26-98	v	Seville	0.5-5
Healesville	3.1-19	v	Mt Evelyn	16.16-112
Olinda Ferny Creek	29.12-186	v	Wandin	3.6-24
Upwey Tecoma	2.7-19	v	Monbulk	12.6-78
Wesburn	8.18-66	v	Gembrook Cockatoo	2.1-13
Yarra Glen	1.2-8	v	Woori Yallock	27.21-183
Round 3				
Gembrook-Cockatoo	7.5-47	v	Olinda-Ferny Creek	7.14-56
Healesville	18.15-123	v	Yarra Glen	6.4-40
Monbulk	7.7-49	v	Emerald	7.6-48
Seville	1.2-8	v	Wesburn	7.14-56
Wandin	10.16-76	v	Upwey Tecoma	6.10-46
Woori Yallock	5.5-35	v	Mt Evelyn	9.10-64
Round 4				
Monbulk	13.12-90	v	Woori Yallock	6.5-41
Mt Evelyn	7.8-50	v	Emerald	5.9-39
Seville	2.1-13	v	Gembrook-Cockatoo	15.9-99
Yarra Glen	2.1-13	v	Upwey Tecoma	17.21-123
Wandin	10.7-67	v	Wesburn	12.7-79
Round 5				
Emerald	25.13-163	v	Yarra Glen	3.6-24
Gembrook-Cockatoo	4.7-31	v	Woori Yallock	8.9-57
Healesville	1.5-11	v	Monbulk	15.5-95
Mt Evelyn	11.16-82	v	Upwey Tecoma	3.3-21
Wandin	26.17-173	v	Seville	1.6-12
Wesburn	12.9-81	v	Olinda-Ferny Creek	6.6-42
Round 6				
Healesville	10.11-71	v	Gembrook-Cockatoo	4.6-30
Olinda-Ferny Creek	7.4-46	v	Monbulk	12.7-79
Seville	8.4-52	v	Emerald	25.13-163
Upwey Tecoma	15.8-98	v	Wandin	11.12-78
Woori Yallock	7.4-46	v	Mt Evelyn	10.10-70
Yarra Glen	5.9-39	v	Wesburn	11.11-77
Round 7				
Mt Evelyn	6.8-44	v	Monbulk	3.9-27
Olinda-Ferny Creek	12.10-82	v	Emerald	4.8-32
Upwey Tecoma	14.13-97	v	Gembrook-Cockatoo	8.10-58
Wandin	11.14-80	v	Healesville	15.6-96
Wesburn	3.8-26	v	Woori Yallock	10.12-72
Yarra Glen	13.13-91	v	Seville	3.4-22

Round 8				
Emerald	12.17-89	v	Wandin	2.3-15
Healesville	9.5-59	v	Wesburn	10.8-68
Monbulk	7.6-48	v	Mt Evelyn	10.8-68
Upwey Tecoma	11.13-79	v	Seville	7.7-49
Woori Yallock	16.15-111	v	Gembrook-Cockatoo	4.6-30
Yarra Glen	7.5-47	v	Olinda-Ferny Creek	29.11-185
Round 9				
Gembrook-Cockatoo	3.7-25	v	Emerald	11.9-75
Seville	1.0-6	v	Monbulk	19.15-129
Upwey Tecoma	9.11-65	v	Olinda-Ferny Creek	12.9-81
Wandin	11.6-72	v	Woori Yallock	8.9-57
Wesburn	7.6-48	v	Mt Evelyn	6.11-47
Yarra Glen	4.3-27	v	Healesville	21.15-141
Round 10				
Emerald	9.7-61	v	Healesville	9.12-66
Gembrook-Cockatoo	8.10-58	v	Yarra Glen	4.6-30
Monbulk	17.9-111	v	Wandin	2.3-15
Mt Evelyn	10.27-87	v	Seville	1.2-8
Olinda-Ferny Creek	10.11-71	v	Woori Yallock	10.11-71
Wesburn	10.20-80	v	Upwey Tecoma	1.4-10
Round 11				
Emerald	5.11-41	v	Woori Yallock	9.11-65
Gembrook-Cockatoo	9.6-60	v	Upwey Tecoma	3.5-23
Healesville	9.15-69	v	Olinda-Ferny Creek	11.10-76
Monbulk	1.10-16	v	Wesburn	3.3-21
Mt Evelyn	21.16-142	v	Wandin	2.0-12
Yarra Glen	21.22-148	v	Seville	4.3-27
Round 12				
Gembrook-Cockatoo	0.0-0	v	Mt Evelyn	9.10-64
Healesville	6.7-43	v	Upwey Tecoma	3.7-25
Monbulk	7.6-48	v	Wandin	1.4-10
Olinda-Ferny Creek	9.10-64	v	Yarra Glen	3.0-18
Wesburn	9.4-58	v	Emerald	4.4-28
Woori Yallock	19.19-133	v	Seville	1.2-8
Round 13				
Emerald	8.13-61	v	Wesburn	5.9-39
Monbulk	11.14-80	v	Gembrook-Cockatoo	4.0-24
Mt Evelyn	11.8-74	v	Olinda-Ferny Creek	6.7-43
Seville	1.0-6	v	Healesville	21.11-137
Woori Yallock	15.10-100	v	Upwey Tecoma	3.7-25
Yarra Glen	5.1-31	v	Wandin	16.19-115
Round 14				
Emerald	5.11-41	v	Monbulk	8.7-55
Gembrook-Cockatoo	4.5-29	v	Upwey Tecoma	4.8-32
Mt Evelyn	10.14-74	v	Healesville	10.3-63
Olinda-Ferny Creek	15.7-97	v	Wesburn	7.6-48
Seville	6.4-40	v	Yarra Glen	14.13-97
Wandin	9.8-62	v	Woori Yallock	11.7-73

BEST & FAIREST



2019 Winners

Premier Division Seniors		
Player	Club	Total
Zach Monkhorst	Woori Yallock	20
Dylan Quirk	Narre Warren	18
Bradley Scalzo	Narre Warren	18
Madison Andrews	Berwick	16
Division One Seniors		
Player	Club	Total
William Smith	Doveton	20
Jack Kowarzik	Pakenham	16
Matthew Boyd	Doveton	14
Sean Roach	Officer	14
Division Two Seniors		
Player	Club	Total
Benjamin Wratten	Powelltown	25
Austin Smith	Yarra Glen	24
Dylan Broadway	Seville	22
Leigh Hoffman	Yarra Junction	15
Premier Division Reserves		
Player	Club	Total
Jarryd Trait	Berwick	15
Dean Scanlon	Narre Warren	11
Riley Boland	Beaconsfield	11
Steven Gannell	Upwey-Tecoma	10
Division One Reserves		
Player	Club	Total
Shane Van Seters	Monbulk	12
Lachlan Fooks	Mount Evelyn	11
Steven Martin	Mount Evelyn	11
Zachary Ralph	Officer	11
Division Two Reserves		
Player	Club	Total
Marcus Kikidopoulos	Yarra Glen	15
Ben Conder	Yarra Junction	13
Patrick Hayes	Yarra Glen	13
Adam Mitchell	Gembrook Cockatoo	12
Premier Division Under 18's		
Player	Club	Total
Thatwatchai Muangsri	Pakenham	22
Brad Little	Officer	12
Joshua Spencer	Monbulk	11
Lachlan Hoye	Emerald	11

Veterans		
Player	Club	Total
Craig Clarke	Gembrook-Cockatoo	8
Shane Newsome	Healesville	8
Christopher Haworth	Mount Evelyn	7
Ryan De Munk	Healesville	7
Outer East Womens		
Player	Club	Total
Alexandra Bryan	Healesville	26
Natasha Hay	Thornton-Eildon	21
Jamee Cousens	Yarra Junction	14
Patsy Boxell	Yarra Junction	10
Premier Division A Grade - JODI CHANDLER MEDAL		
Player	Club	Total
Tara Cecil	Cranbourne	32
Krista Tomlinson	Olinda Ferny Creek	25
Rylee Nelson	Beaconsfield	20
Brittany Mashado	Narre Warren	18
Division One A Grade		
Player	Club	Total
Kaitlyn Black	Mount Evelyn	33
Caitlin Cooke	Pakenham Lions	19
Emily McInnes	ROC	19
Cara Humbert	Doveton	18
Division Two A Grade		
Player	Club	Total
Stephanie McNay	Seville	25
Melissa Martinov	Yea	21
Chloe Gray	Yarra Glen	18
Alice Waack	Kinglake	18
Premier Division B Grade		
Player	Club	Total
Ciara Nelson	Beaconsfield	21
Madison Rouget	Wandin	21
Kyah Kimpton	Woori Yallock	17
Casey Cecil	Cranbourne	15
Division One B Grade		
Player	Club	Total
Caitlin Yann	Mount Evelyn	30
Siobhan Munday	Monbulk	24
Laura Quinn	ROC	20
Donna Marcus	Belgrave	14

Division Two B Grade		
Player	Club	Total
Skye Corrigan	Yarra Glen	24
Paige Stanley	Seville	23
Melissa Berry	Seville	14
Cindy Hayes	Yea	14
Premier Division C Grade		
Player	Club	Total
Brodie Davenport	Cranbourne	24
Ella Morse	Woori Yallock	20
Zoe Harward	Berwick	18
Hanna Levin	Beaconsfield	17
Division One C Grade		
Player	Club	Total
Rebecca Gorfine	Mount Evelyn	21
Carly Winther	ROC	15
Joan Dekker	Belgrave	14
April Coleman	Mount Evelyn	13
Division Two C Grade		
Player	Club	Total
Cara Doyle	Yarra Junction	21
Jacinda Fraser	Yarra Glen	18
Chelsea Helder	Yea	18
Rebecca Groen	Seville	17
Premier Division D Grade		
Player	Club	Total
Chaille Hurst	Berwick	24
Tianah Talbot	Beaconsfield	24
Kelly Thompson	Cranbourne	21
Jade Whitnell	Cranbourne FNC	19
Division One D Grade		
Player	Club	Total
Amy Barnes	Pakenham Lions	29
Teagan Davies	ROC	14
Camryn Patel	Warburton Millgrove	14
Tasha Selby	Monbulk	13
Division Two D Grade		
Player	Club	Total
Errin White	Kinglake	23
Abby Christie	Yea	20
Eliza Gezler	Alexandra	18
Mikailey Uren	Gembrook-Cockatoo	18

Netball 17 & Under Blue		
Player	Club	Total
Amy Bidwell	Narre Warren	22
Eloise Crabtree	Cranbourne	22
Chelsea Morris	Cranbourne	22
Taylah Ellis	Pakenham Lions	21
Netball 17 & Under White		
Player	Club	Total
Sethumi Baranadurage	Berwick Springs	22
Ellie Keen	ROC	17
Adelle St Mart	Cranbourne	17
Tahlia Emery	ROC	15
Netball 15 & Under Blue		
Player	Club	Total
Luiza Sulemani	Berwick	23
David Sollberger	Pakenham Lions	20
Zealand Rakei	Doveton	19
Mikayla Phillips	ROC	17
Netball 15 & Under White		
Player	Club	Total
Jennifer Parr	Berwick	26
Ella Weaver	Pakenham Lions	23
Miller Willis	Beaconsfield	18
Ella Wilson	Beaconsfield	15
Netball 13 & Under Blue		
Player	Club	Total
Tamari Waqanisau	Narre Warren	45
Lachlan Bertrone	Pakenham Lions	29
Eliza Molino	Pakenham Lions	28
Beauti Laban	Narre Warren	22
Netball 13 & Under White		
Player	Club	Total
Paddy Fairclough	Pakenham Lions	18
Delaney Breeden	ROC	17
Kyana Gordon	Cranbourne	17
Angie Bulte	Narre Warren	15

BEST & FAIREST

2019 Junior Winners



Under 16's		
Player	Club	Total
Liam Michael O'Dea	Woori Yallock	24
Campbell Frazzetto	Healesville	18
Tyler Belloni	Olinda Ferny Creek	18
Declan Thiele	Mount Evelyn	17
Under 16 Girls		
Player	Club	Total
Scarlett Potter	Healesville	21
Molly Webb	Emerald	13
Emily Wellington	Upwey-Tecoma	13
Ashlynn O'Halloran	Upwey-Tecoma	9
Under 14 Yarra		
Player	Club	Total
Baylin Spencer	Woori Yallock	29
Cody Anderson	Healesville	25
Oscar Simpson	Woori Yallock	18
Marley Appleyard	Gembrook Cockatoo	16

Under 14 Ranges		
Player	Club	Total
Branden Farr	Wandin	26
Liam Westlake	Wesburn	23
Blake Muir	Wesburn	18
Dale Carroll	Seville	18
Oodgeroo Noonuccal		
Player	Club	Total
Abbigail Rabot	Emerald	17
Perry Byron	Yarra Glen	16
Georgia Knight	Monbulk	14
Grace Belloni	Olinda Ferny Creek	13
Under 12 Yarra		
Player	Club	Total
Jeremy Newsome	Healesville	30
Timothy Gethin-Davies	Monbulk	16
Oskar Taylor	Upwey-Tecoma	14
Julius Travis Totzek	Upwey-Tecoma	12
Under 12 Ranges		
Player	Club	Total
Noah Holt	Wandin	28
Jace Hamilton	Seville	14
Kyan Anderson	Seville	13
William Trundle	Belgrave	12
Under 12 Girls		
Player	Club	Total
Tia McLellan	Belgrave	15
Paisley Stock	Healesville	15
Brylee Anderson	Healesville	13
Siesha Townsley	Mount Evelyn	6
Under 11's		
Player	Club	Total
Mason O'Neill	Woori Yallock	32
Lachlan Alderman	Wandin	19
William Hughson	Monbulk	16
Levi Stafford	Mount Evelyn	13





LEADING GOAL KICKERS & SHOOTERS

2019 Winners

Division One Seniors		
Player	Club	Goals
Daniel Waters	Upwey Tecoma FNC	82
Premier Division Reserves		
Player	Club	Goals
Joshua Dowling	Narre Warren	52
Premier Division Under 18s		
Player	Club	Goals
Rory Sinclair	Upwey-Tecoma	51
Division One Seniors		
Player	Club	Goals
Jake Pedder	Emerald	40
Division One Reserves		
Player	Club	Goals
Lucas Jurey	Monbulk	31
Division One Under 18s		
Player	Club	Goals
Jordan Osborne	Officer	33
Division Two Seniors		
Player	Club	Goals
Nathan O'Keefe	Seville	65
Division Two Reserves		
Player	Club	Goals
Brent Gallichio	Kinglake	78
Division Two Reserves		
Player	Club	Goals
Jon Dalton	Mount Evelyn	16
Timothy Wragg		16
Outer East Womens		
Player	Club	Goals
Kathryn Gow	Monbulk	35
Premier A Grade		
Player	Club	Goals
Peri Stewart	Olinda Ferny Creek	818
Premier B Grade		
Player	Club	Goals
Nicole Millwood	Olinda Ferny Creek	542
Premier C Grade		
Player	Club	Goals
Melissa Miskowicz	Narre Warren	340
Premier D Grade		
Player	Club	Goals
Kasey MacMillan-Brooks	Beaconsfield	487

Division One A Grade		
Player	Club	Goals
Stephanie Puopolo	Monbulk	446
Division One B Grade		
Player	Club	Goals
Hayley Melsen	Pakenham Lions	438
Division One C Grade		
Player	Club	Goals
Carly Winther	ROC	312
Division One D Grade		
Player	Club	Goals
Elise Clinton	Belgrave	312
Division Two A Grade		
Player	Club	Goals
Melissa Martinov	Yea	542
Division Two B Grade		
Player	Club	Goals
Emma Kidd	Alexandra	402
Division Two C Grade		
Player	Club	Goals
Rebecca Groen	Seville	528
Division Two D Grade		
Player	Club	Goals
Caitlin Ford	Seville	228
17 Under Blue		
Player	Club	Goals
Summah Hinchcliffe	Berwick	335
17 Under White		
Player	Club	Goals
Emilee Dunn	ROC	200
15 Under Blue		
Player	Club	Goals
Brooke Abu-Jaber	Berwick	234
15 Under White		
Player	Club	Goals
Emma Zukowski	Beaconsfield	255
13 Under Blue		
Player	Club	Goals
Beauti Laban	Narre Warren	320
13 Under White		
Player	Club	Goals
Michayla Allen	Narre Warren	178

HONOUR ROLL B&F



Premier Division

Seniors		
2019	Z. Monkhorst	Woori Yallock
Reserves		
2019	J. Trait	Berwick
Under 18s		
2019	J. Parker	Beaconsfield
Womens		
2019	A. Bryan	Healesville

Netball A Grade		
2019	T. Cecil	Cranbourne
Netball B Grade		
2019	C. Nelson	Beaconsfield
	M. Rouget	Wandin
Netball C Grade		
2019	B. Davenport	Cranbourne
Netball D Grade		
2019	C. Hurst	Berwick
	T. Talbot	Beaconsfield

Netball 17 & Under Blue		
2019	A. Bidwell	Narre Warren
	E. Crabtree	Cranbourne
	C. Morris	Cranbourne
Netball 17 & Under White		
2019	B. Davenport	Cranbourne
Netball 15 & Under Blue		
2019	L. Sulemani	Berwick
Netball 15 & Under White		
2019	J. Parr	Berwick
Netball 13 & Under Blue		
2019	T. Waqanisau	Narre Warren
Netball 13 & Under White		
2019	P. Fairclough	Pakenham Lions





HONOUR ROLL B&F

Division One

Seniors		
1966	D. Robertson	Emerald
1967	T. Moule	Emerald
1968	J. Chapman	Woori Yallock
1969	R. Schipper	Yarra Junction
1970	R. McDonald	Gembrook Cockatoo
1971	P. Lawrence	Emerald
1972	J. Cole	Yarra Junction
1973	J. Chapman	Woori Yallock
1974	J. Haag	Emerald
1975	W. Morris	Warburton Millgrove
1976	W. Morris	Warburton Millgrove
1977	R. Larkins	Healesville
1978	W. Morris	Warburton Millgrove
1979	T. Lalor	Healesville
1980	C. Mahon	Woori Yallock
1981	R. King	Woori Yallock
	N. Blackmore	Wandin
	A. Morgan	Monbulk
1982	R. Kent	Emerald
1983	M. Chaplain	Seville
1984	C. Richards	Healesville
1985	G. Demster	Emerald
1986	A. Goodwin	Wandin
1987	C. Richards	Healesville
1988	M. Mason	Seville
1989	C. Walsh	Gembrook Cockatoo
1990	A. Bateman	Yarra Glen
1991	A. Greenall	Olinda Ferny Creek
1992	D. Bail	Wandin
1993	A. Bowater	Emerald
1994	C. Brown	Wandin
1995	R. Watson	Warburton Millgrove
1996	B. Aulich	Woori Yallock
1997	M. Peterson	Wandin
1998	M. Scott	Olinda Ferny Creek
1999	N. Cartledge	Monbulk
2000	J. DeGraff	Warburton Millgrove
2001	D. Collins, P. Ferguson	Healesville, Belgrave
2002	D. King	Wandin
2003	B. Farrugia	Warburton Millgrove
2004	S. Newsome	Healesville
2005	D. Ryan, B. Farrugia	Woori, Warb Mill
2006	M. Stolarczyk	Healesville
2007	V. Dunstan	Monbulk
	T. Hedge, P. Sharp	Upwey Tecoma, Woori
2008	S. Tregoning	Olinda Ferny Creek
2009	P. Sharp	Woori Yallock
2010	P. Sharp	Woori Yallock
2011	O. Millwood	Olinda Ferny Creek
2012	R. Clark	Gembrook Cockatoo
2013	L. Barnard	Warburton Millgrove
2014	J. Bayliss	Wandin
2015	M. Polkinghorne	Wandin
2016	J. Williams	Woori Yallock
2017	J. Charge, R. Ross	Olinda FC, Wandin
2018	M. Hottes	Olinda Ferny Creek
2019	W. Smith	Doveton
Reserves		
1978	L. Evans	Gembrook Cockatoo
1979	P. Youl	Monbulk
1980	B. Steiger	Healesville
1981	C. Wales	Gembrook Cockatoo
1982	D. Seamer	Monbulk
1983	D. Seamer	Monbulk
1984	D. Seamer	Monbulk
1985	J. Smith	Seville
1986	S. Hartnell	Emerald
1987	A. Williams	Gembrook Cockatoo
1988	G. Carr	Emerald

1989	T. Pitto	Healesville
1990	G. Watts	Wandin
1991	C. Robinson	Olinda Ferny Creek
1992	C. Robinson	Olinda Ferny Creek
1993	G. Griffiths	Upwey Tecoma
1994	P. Campbell	Upwey Tecoma
1995	A. Morgan	Monbulk
1996	D. McDonald	Healesville
1997	D. Broussard	Woori Yallock
1998	D. Hill	Monbulk
1999	M. Smith	Wandin
2000	P. Koroibulu	Monbulk
2001	J. Madden	Wandin
2002	J. Madden	Wandin
2003	D. Hill	Monbulk
2004	A. Giblin	Mount Evelyn
2005	M. Mullinder	Monbulk
2006	D. Allcott	Gembrook Cockatoo
2007	M. Peterson	Wandin
2008	D. Collins	Healesville
2009	S. Marcus	Upwey Tecoma
2010	R. Comfort	Monbulk
2011	G. Dingwall	Wandin
2012	G. Dingwall	Wandin
2013	J. Ormsby	Warburton Millgrove
2014	T. Harris	Upwey Tecoma
2015	J. Orger	Upwey Tecoma
2016	G. Stevens	Olinda Ferny Creek
2017	C. Barclay	Healesville
2018	S. Gannell	Upwey Tecoma
2019	S. Van Seters	Monbulk
Under 18s		
1978	S. Aldous	Yea
1979	M. Fisher	Healesville
1980	D. Hipworth	Gembrook Cockatoo
1981	P. Volta	Gembrook Cockatoo
1982	S. Bigham	Seville
1983	J. Smith, K. Bail	Woori, Upwey Tecoma
1984	P. Wolfe	Woori Yallock
1985	W. McVay	Healesville
1986	M. Ibbott	Monbulk
1987	B. Ratten	Yarra Glen
1988	C. Firrito	Gembrook Cockatoo
1989	S. Peters	Woori Yallock
1990	M. Peterson	Wandin
1991	J. Tomlick	Woori Yallock
1992	S. Butler	Emerald
1993	B. McAllister	Monbulk
	A. Perry, D. Taylor	Wandin, Upwey Tec
1994	D. McMilliam	Warburton Millgrove
1995	J. Boulter	Healesville
1996	T. Hofstee	Olinda Ferny Creek
1997	S. Liepa	Healesville
1998	R. Simpson	Emerald
1999	M. King	Woori Yallock
2000	S. Koole	Monbulk
2001	P. Fuller	South Belgrave
2002	S. Martin	Mount Evelyn
2003	B. Payne	Healesville
2004	P. Monk	Healesville
2005	B. Sneddon	Warburton Millgrove
2006	B. Sheppard	Upwey Tecoma
2007	C. Tones-Erickson	Healesville
2008	C. Tones-Erickson	Healesville
2009	M. Thompson	Gembrook Cockatoo
2010	D. Cracknell	Warb Gembrook Kookas
2011	N. Keegan	Olinda Ferny Creek
2012	L. Barker	Wandin
2013	W. Mutschler	Upwey Tecoma
2014	N. Cramer	Monbulk

2015	J. Prato	Olinda Ferny Creek
2016	J. Beamish	Mt Evelyn
2017	M. Dall, J. Byrne	Wandin, Wandin
2018	D. South	Gembrook Cockatoo
2019	T. Muangsri	Pakenham
Netball A Grade		
2005	J. Chandler	Healesville
2006	M. Whitworth	Monbulk
2007	A. Hardy	Woori Yallock
2008	M. Whitworth	Monbulk
2009	K. Tomlinson	Upwey Tecoma
2010	S. Hogan	Mount Evelyn
2011	S. Hogan	Mount Evelyn
2012	K. Tomlinson	Upwey Tecoma
2013	M. Martinov	Wandin
2014	G. Hankinson	Upwey Tecoma
2015	J. Walker	Mt Evelyn
2016	P. Whitworth	Monbulk
2017	A. Lennie	Wandin
2018	S. Munday	Monbulk
2019	K. Black	Mount Evelyn
Netball B Grade		
2006	P. Oliver	Upwey Tecoma
2007	E. Paternoster	Mount Evelyn
	B. Stubbs	Monbulk
2008	S. Piper	Mt Evelyn
2009	N. Ellis	Upwey Tecoma
2010	M. Berry	Wandin
2011	K. Nicol	Wandin
2012	K. Lowe	Upwey Tecoma
2013	K. Nicol	Wandin
2014	M. Berry	Wandin
2015	M. Berry	Wandin
2016	E. Allwell	Woori Yallock
2017	L. Van Der Westuizen	Woori Yallock
2018	L. Van Der Westuizen	Woori Yallock
2019	C. Yann	Mount Evelyn
Netball C Grade		
2009	S. Buckland	Mount Evelyn
2010	C. Connell	Healesville
	C. Fuerst	Olinda Ferny Creek
	K. Huysler	Wandin
2011	T. Starling	Mount Evelyn
2012	C. Volta	Emerald
2013	D. Weisberger	Belgrave
2014	C. Chandler	Healesville
2015	N. Hargreaves	Belgrave
	T. Halton	Wandin
2016	O. Kerr	Wandin
2017	A. Lennie	Wandin
2018	S. Munday	Monbulk
2019	R. Gorfine	Mount Evelyn
Netball D Grade		
2012	N. Edwards	Mount Evelyn
2013	T. Campbell	Emerald
2014	K. Checkley	Wandin
2015	A. Kay	Wandin
2016	D. Weisberger	Belgrave
2017	P. Adams	Warburton Millgrove
	G. Young	Healesville
	B. Munnerley	Gembrook Cockatoo
2018	F. De Wit	Monbulk
2019	A. Barnes	Pakenham Lions
Netball 17 & Under		
2015	S. Durant	Warburton Millgrove
2016	K. Smith	Kinglake
2017	M. Sudomirski	Woori Yallock
2018	L. Murphy	Healesville

HONOUR ROLL B&F



Division Two

Seniors		
1978	I. Girwood	Thornton
1979	J. Serong	Marysville
1980	R. Britt	Alexandra
1981	T. Geddes	Emerald
1982	G. Meyers, R. Ivey	Belgrave, Yea
1983	J. Colby	Emerald
1984	L. Ivanoff	Belgrave
1985	A. Goodwin	Wandin
1986	W. Peake	Yarra Junction
1987	R. D'Angelo	Silvan
1988	M. Hazeldene	Wandin
1989	S. Burke	Powelltown
1990	S. Fitzgerald	Belgrave
1991	A. Keitley	Powelltown
1992	B. Robinson	Powelltown
1993	A. Bateman	Yarra Glen
1994	J. Post	Croydon North
1995	W. James	Seville
1996	J. Long	Yarra Junction
1997	J. Long	Yarra Junction
1998	C. Maclagen	Silvan
1999	C. Maclagen	Silvan
2000	B. McGain	Silvan
2001	T. Edwards	Yarra Glen
2002	S. Senior	Seville
2003	J. Leeds	Seville
2004	C. Clarke	Gembrook Cockatoo
2005	J. Gates	Yarra Junction
2006	J. Iacono, N. Oakley	Warb Mill, Alexandra
2007	N. Oakley	Alexandra
2008	R. Cowan	Powelltown
2009	S. Tregoning	Olinda Ferry Creek
2010	R. Cowan	Yarra Glen
2011	M. Cecere	Seville
2012	W. Robertson	Yarra Junction
2013	D. Toomey	Alexandra
2014	W. Robertson	Yarra Junction
2015	M. Livermore	Emerald
	R. Chapman	Thornton Eildon
2016	D. Hurley	Yarra Glen
	S. Steiner	Alexandra
	L. Telford	Yarra Glen
2017	L. Telford	Yarra Glen
2018	M. Cecere	Seville
2019	B. Wratten	Powelltown
Reserves		
1978	M. Morris	Emerald
1979	D. Ryan	Yarra Junction
1980	C. Tait	Silvan
1981	J. Radcliffe	Marysville
	M. Cole	Yarra Junction
1982	K. Collier	Thornton
	A. Coonan	Yea
1983	F. Moss	South Belgrave
1984	T. Ladd	Silvan
1985	C. Dalton	Yarra Glen
1986	G. Hayhurst	Powelltown
1987	E. Anderson	Monbulk
1988	G. Hayhurst	Powelltown
1989	D. Ryan	Yarra Junction
1990	P. Tait	Yarra Junction
1991	M. Weightman	Croydon North
1992	W. Ware	Seville
1993	S. Roberts	Yarra Junction
1994	J. Hajder	Powelltown
1995	J. Lovelock	Seville
1996	P. McConachy	Powelltown
1997	J. Hajder, P. Tait	P'town, Yarra Jun

1998	G. McKenzie	Yarra Glen
1999	G. McKenzie	Yarra Glen
2001	J. Lamonica	Silvan
2002	G. McKenzie	Yarra Glen
2003	P. Koski	South Belgrave
	P. Henkel	Yarra Glen
2004	M. Croaker	Gembrook Cockatoo
2005	P. Koski	South Belgrave
2006	D. Irwin	Yarra Junction
2007	S. Hedger	Alexandra
2008	C. Benoiton	Emerald
2009	M. Maloney	Kinglake
2010	M. Maloney	Kinglake
2011	M. Maloney	Kinglake
2012	M. Meyer	Belgrave
2013	B. Conder	Seville
2014	B. Conder	Seville
2015	A. Dajlan	Yarra Junction
2016	D. Trevorah	Gembrook Cockatoo
2017	L. McGookin	Thornton Eildon
2018	D. Trevorah	Gembrook Cockatoo
2019	M. Kikidopoulos	Yarra Glen
Under 18s		
1978	P. Collins	Wandin
1979	S. Lorimer	Marysville
1980	A. Hayman	Fairpark
1981	P. Ridgeway	Marysville
1982	A. Dean	Belgrave
1983	G. Salan	Emerald
1984	P. Comerford	Yea
1987	J. Lucas	Yarra Junction
1988	R. Leech	Wandin
1989	B. Clifford	South Belgrave
1990	S. Charles	Powelltown
1991	C. Hughson	Monbulk
1992	W. Whyman	Powelltown
1993	R. Fahie	South Belgrave
1994	S. Northrop	Croydon North
1995	A. Lawrence	Seville
1996	A. Stockx	South Belgrave
2000	P. Fuller	South Belgrave
2002	J. Sundblom	South Belgrave
2006	D. Clarke	South Belgrave
2007	N. Fage	Belgrave
2008	B. Kapakoulakis	Thornton Eildon
2009	T. Estcourt	Seville
	B. Thompson	Belgrave
2010	T. Groen	Seville
2011	J. Crowe	Yea
2012	L. Casini, C. Moate	Seville, Yarra Glen
2013	J. Cecere	Seville
2014	H. Jarvie	Yea
2015	Combined Comp D1&D2	
2016	Combined Comp D1&D2	
2017	Combined Comp D1&D2	
2018	Combined Comp D1&D2	
Veterans		
1996	M. Cartledge	Woori Yallock
1998	S. Clearihan	South Belgrave
1999	D. Peek	Croydon North
2000	A. Benson	Croydon North
2001	G. Smith, S. Adams	Sth Belgrave, Sth Croy
2002	G. Smith	South Belgrave
2003	M. Carusi	Chirnside Park
2004	A. Hayman	Mt Evelyn
2005	J. Neale	Kilsyth
2006	D. Rankin	Croydon North
2007	J. McLean	Warburton Millgrove
2008	B. Woods	Warburton Millgrove

2009	B. Woods	Warburton Millgrove
2010	G. Paxton	Upwey Tecoma
2011	R. Dobby	Woori Yallock
2012	R. McDonald	Croydon North
2013	B. Simmons	Woori Yallock
2014	A. Coppens	Wandin
2015	C. Buckland	Mt Evelyn
2016	A. Daff, J. Dalton	Emerald, Mt Evelyn
2017	C. Buckland	Mt Evelyn
	L. Doughty	Wandin
2018	M. Whitehead	Mt Evelyn
2019	C. Clarke	Gembrook Cockatoo
	S. Newsome	Healesville
Netball A Grade		
2006	L. Miller	Alexandra
2007	K. Brown	Thornton Eildon
2008	E. Thomas	Alexandra
2009	M. O'Bree	Yea
2010	E. Bound	Powelltown
	M. O'Bree	Yea
2011	S. Collier	Emerald
2012	J. Walker	Alexandra
2013	R. Gentle	Seville
2014	C. Cook	Yarra Junction
2015	S. Hogan	Yea
2016	R. Gentle	Seville
2017	L. Bennett, J. Sweet	Belgrave, Yarra Jun
2018	S. McNay	Seville
2019	S. McNay	Seville
Netball B Grade		
2006	M. Jack	Alexandra
2007	C. Ridd	Yarra Junction
2008	M. Creighton	Thornton Eildon
	M. Jack	Alexandra
	M. Warren-Smith	Alexandra
2009	T. Hoare	Yarra Junction
2010	S. MacDonald	Powelltown
2011	H. Hajder	Powelltown
2012	M. Walker	Powelltown
2013	K. McMaster	Yea
2014	C. Hayes	Yea
2015	C. Volta	Emerald
2016	C. Hayes	Yea
2017	N. Hargreaves	Belgrave
	O. Twining	Alexandra
2018	M. Foster	Seville
2019	S. Corrigan	Yarra Glen
Netball C Grade		
2010	G. Lord	Yea
2011	A. Penman	Seville
2012	S. Krijt	Alexandra
2013	C. Hayes	Yea
2014	K. Buckland	Yea
	S. Meads	Powelltown
2015	S. Fotia	Seville
2016	E. Taylor	Yarra Glen
2017	E. Bourke	Belgrave
2018	K. Brook	Alexandra
2019	C. Doyle	Yarra Junction
Netball D Grade		
2012	J. White	Yea
	K. Kennedy	Seville
2013	J. Watts	Yea
2014	K. Smith	Kinglake
2015	J. Scott	Emerald
2016	S. Eddington	Kinglake
2017	A. Williams	Belgrave
2018	E. White	Kinglake
2019	E. White	Kinglake

Under 10		
1993	Clinton Marsh	Emerald
1998	Ryan Creed	Emerald
Under 11		
1999	Jack Besley	Emerald
2001	Justin Creed	Emerald
2002	Daniel Coghlan	Wesburn
2003	Cameron O'Shea	Emerald
2004	Aaron Rowe	Wandin
2005	Sam Raru	Upwey Tecoma
2006	Nathan Bownds	Emerald
2007	Troy Broussard	Woori Yallock
	Sean Jackson	Woori Yallock
2008	Daniel Giannopoulos	Belgrave
2009	Adam Moate	Yarra Glen
2010	Patrick Barge	Monbulk
2011	Patrick Bruzzese	Wandin
2012	Joshua Tilly	Emerald
2013	Aaron Firrito	Gembrook Cockatoo
2014	Bailey Syswerda	Mount Evelyn
2015	Ned Park-Jenkinson	Upwey Tecoma
2016 U12B	Darcy Vorhauer	Healesville
2017	Baylin Spencer	Woori Yallock
2018	Jeremy Newsome	Healesville
2019	M. O'Neill	Woori Yallock
Under 12		
1993	Mark Wheatley	Emerald
2000	Liam Barnard	Wesburn
2001	Jye Myers	Wandin
2002	Justin Myers	Wandin
2004	Kieran Harper	Monbulk
2005	Tom Bugg	Gembrook Cockatoo
	Luke Nash	Seville
2006	Patrick Ashton	Yarra Glen
2007	Dylan Broadway	Mount Evelyn
2008	Dagan Filardi	Olinda Ferny Creek
2009	Jack Lee	Wesburn
2010	Jesse Volta	Gembrook Cockatoo
2011	Joel Garner	Wandin
2012	Patrick Bruzzese	Wandin
2013	Callum French	Woori Yallock
	Hunter Greenall	Olinda Ferny Creek
2014	Hugh Basset	Seville
2015	Benjamin Grimes	Monbulk
2016	Daniel Ebbels	Healesville
2017	Cameron Nyko	Healesville
2018	Cody Anderson	Healesville
2019 Yarra	J. Newsome	Healesville
2019 Ranges	N. Holt	Wandin
Under 12 Girls		
2015	Katie Cameron	Bayswater
2017	Samantha Beecroft	Monbulk
2018	Grace Belloni	Olinda Ferny Creek
2019	T. McLellan	Belgrave
	P. Stock	Healesville

Under 13		
1985	Jamie Bolton	Emerald
1988	Chris Cooper	Wesburn
2001	Ryan Creed	Emerald
	Brent Clinch	Wesburn
2002	Robbie Stewart	Emerald
2003	Shane Williams	Emerald
	Daniel Coghlan	Wesburn
2004	Reece Pepi	Emerald
2005	Cameron O'Shea	Emerald
2006	Nick Sargent	Mount Evelyn
2007	Sam Raru	Upwey Tecoma
2008	William Mutschler	Upwey Tecoma
2009	Matthew Jeffery	Healesville
2010	Mason Kirby	Upwey Tecoma
2011	Jesse Volta	Gembrook Cockatoo
2012	Joel Garner	Wandin
2013	Patrick Bruzzese	Wandin
2014	Tennyson Amaran	Healesville
2015	Joshua Spencer	Monbulk
2016 U14B	Benjamin Grimes	Monbulk
Under 14		
2001	Zac Kelly	Healesville
2002	Tom Van Veen	Woori Yallock
2003	Robbie Stewart	Emerald
2004	Gary Teunissen	Seville
2005	Andrew Moore	Healesville
2006	Jedd Ralph-Oakley	Emerald
2007	Nick Sargent	Mount Evelyn
2008	Jordan Whiteman	Upwey Tecoma
2009	Hayden Smith	Woori Yallock
2010	Matthew Jeffery	Mount Evelyn
	Liam Kidd	Belgrave
2011	Mason Kirby	Upwey Tecoma
2012	Jesse Volta	Gembrook Cockatoo
2013	Joel Garner	Wandin
2014	Angus Fern	Mount Evelyn
2015	Thomas Taylor	Emerald
2016	Harrison Keeling	Yarra Glen
2017	Benjamin Grimes	Monbulk
2018 Green	Chris Beattie	Yarra Glen
2018 Green	Connor Smith	Wandin
2018 Blue	Daniel Chamberlin	Mount Evelyn
2019 Yarra	B. Spencer	Woori Yallock
2019 Ranges	B. Farr	Wandin
Under 14 Girls		
2018	Samantha Beecroft	Monbulk
2018	Jessica Beraud	Yarra Glen
2019	A. Rabot	Emerald
Under 15		
1983	Norm Cartledge	Wesburn
1985	Richard Wicks	Emerald
1986	Robert Halit	Wesburn
1987	Darrel Clinch	Wesburn
1990	Chris Cooper	Wesburn

2008	Mathew Dompietro	Emerald
2009	Sam Raru	Upwey Tecoma
2010	Jack Preston	Emerald
Under 16		
1995	David King	Emerald
1996	Simon Frankish	Wesburn
1997	Ryan Simpson	Emerald
2001	Glen Stevens	Olinda Ferny Creek
2002	A. Vloedmans	Wandin
2003	Marcus Hottes	Yarra Junction
2004	Jarrad Martin	Belgrave
2005	Jarrod Scott	Gembrook Cockatoo
2006	Shane Williams	Emerald
2007	Ethan Clasby	South Belgrave
2008	Declan Fotzgerald	Olinda Ferny Creek
	Iain Marshall	South Belgrave
2009	Jamie Hoffman	Wandin
2010	Sam Raru	Upwey Tecoma
2011	Liam Kidd	Belgrave
2012	Brodie Currie	Belgrave
2013	Jesse Fraser	Mount Evelyn
2014	Joel Garner	Wandin
2015	Dale Senior	Healesville
2016	Patrick Bruzzese	Wandin
2017	Thomas Holland	Upwey Tecoma
2018	Thomas Taylor	Monbulk
2019	L. Michael O'Dea	Woori Yallock
Under 16 Girls		
2018	Bridget Deed	Seville
2019	S. Potter	Healesville



HONOUR ROLL PREMIERS



2019 Premier Division

Seniors	Netball A Grade	Netball 17 & Under Blue	Netball 13 & Under Blue
2019 Narre Warren	2019 Olinda Ferny Creek	2019 ROC	2019 Pakenham Lions
Reserves	Netball B Grade	Netball 17 & Under White	Netball 13 & Under White
2019 Narre Warren	2019 Beaconsfield	2019 ROC	2019 Narre Warren
Under 18s	Netball C Grade	Netball 15 & Under Blue	
2019 Berwick	2019 Cranbourne	2019 ROC	
Womens	Netball D Grade	Netball 15 & Under White	
2019 Healesville	2019 Berwick	2019 Beaconsfield	





HONOUR ROLL PREMIERS

2019 Division One

Seniors	
1966	Upwey Tecoma
1967	Upwey Tecoma
1968	Healesville
1969	Healesville
1970	Woori Yallock
1971	Woori Yallock
1972	Healesville
1973	Woori Yallock
1974	Woori Yallock
1975	Belgrave
1976	Belgrave
1977	Healesville
1978	Upwey Tecoma
1979	Upwey Tecoma
1980	Upwey Tecoma
1981	Woori Yallock
1982	Seville
1983	Monbulk
1984	Woori Yallock
1985	Healesville
1986	Gembrook Cockatoo
1987	Woori Yallock
1988	Healesville
1989	Upwey Tecoma
1990	Upwey Tecoma
1991	Upwey Tecoma
1992	Wandin
1993	Upwey Tecoma
1994	Upwey Tecoma
1995	Warburton Millgrove
1996	Seville
1997	Monbulk
1998	Monbulk
1999	Upwey Tecoma
2000	Warburton Millgrove
2001	Wandin
2002	Wandin
2003	Woori Yallock
2004	Silvan
2005	Monbulk
2006	Monbulk
2007	Silvan
2008	Silvan
2009	Upwey Tecoma
2010	Woori Yallock
2011	Upwey Tecoma
2012	Woori Yallock
2013	Woori Yallock
2014	Woori Yallock
2015	Wandin
2016	Healesville
2017	Olinda Ferny Creek
2018	Wandin
2019	Doveton

Reserves	
1978	Upwey Tecoma
1979	Upwey Tecoma
1980	Upwey Tecoma
1981	Upwey Tecoma
1982	Monbulk
1983	Seville
1984	Woori Yallock
1985	Woori Yallock
1986	Healesville
1987	Healesville
1988	Healesville
1989	Healesville
1990	Woori Yallock
1991	Warburton Millgrove
1992	Woori Yallock
1993	Healesville
1994	Warburton Millgrove
1995	Woori Yallock
1996	Woori Yallock
1997	Woori Yallock
1998	Upwey Tecoma
1999	Woori Yallock
2000	Wandin
2001	Healesville
2002	Upwey Tecoma
2003	Healesville
2004	Upwey Tecoma
2005	Upwey Tecoma
2006	Upwey Tecoma
2007	Warburton Millgrove
2008	Upwey Tecoma
2009	Upwey Tecoma
2010	Monbulk
2011	Warburton Millgrove
2012	Healesville
2013	Upwey Tecoma
2014	Upwey Tecoma
2015	Upwey Tecoma
2016	Olinda Ferny Creek
2017	Wandin
2018	Mt. Evelyn
2019	Pakenham

Under 18's	
1977	Healesville
1978	Seville
1979	Woori Yallock
1980	Healesville
1981	Warburton Millgrove
1982	Healesville
1983	Seville
1984	Woori Yallock
1985	Upwey Tecoma
1986	Wandin
1987	Woori Yallock

1988	Emerald
1989	Upwey Tecoma
1990	Woori Yallock
1991	Upwey Tecoma
1992	Monbulk
1993	Upwey Tecoma
1994	Upwey Tecoma
1995	Woori Yallock
1996	Woori Yallock
1997	Woori Yallock
1998	Woori Yallock
1999	Healesville
2000	Upwey Tecoma
2001	Upwey Tecoma
2002	Upwey Tecoma
2003	Upwey Tecoma
2004	Woori Yallock
2005	Healesville
2006	Upwey Tecoma
2007	Healesville
2008	Warburton Millgrove
2009	Monbulk
2010	Olinda Ferny Creek
2011	Upwey Tecoma
2012	Wandin
2013	Woori Yallock
2014	Healesville
2015	Healesville
2016	Mt Evelyn
2017	Wandin
2018	Gembrook Cockatoo
2019	Officer

Netball A Grade	
2005	Upwey Tecoma
2006	Monbulk
2007	Woori Yallock
2008	Mount Evelyn
2009	Mount Evelyn
2010	Mount Evelyn
2011	Wandin
2012	Mount Evelyn
2013	Upwey Tecoma
2014	Belgrave
2015	Olinda Ferny Creek
2016	Wandin
2017	Olinda Ferny Creek
2018	Olinda Ferny Creek
2019	Mount Evelyn

Netball B Grade	
2006	Healesville
2007	Warburton Millgrove
2008	Monbulk
2009	Mount Evelyn
2010	Mount Evelyn

2011	Wandin
2012	Wandin
2013	Wandin
2014	Wandin
2015	Wandin
2016	Wandin
2017	Woori Yallock
2018	Wandin
2019	Pakenham Lions

Netball C Grade	
2009	Healesville
2010	Upwey Tecoma
2011	Upwey Tecoma
2012	Mount Evelyn
2013	Mount Evelyn
2014	Wandin
2015	Wandin
2016	Wandin
2017	Woori Yallock
2018	Wandin
2019	Doveton

Netball D Grade	
2012	Mount Evelyn
2013	Upwey Tecoma
2014	Olinda Ferny Creek
2015	Olinda Ferny Creek
2016	Wandin
2017	Olinda Ferny Creek
2018	Wandin
2019	ROC

Netball 17 & Under	
2015	Wandin
2016	Wandin
2017	Woori Yallock
2018	Wandin

HONOUR ROLL PREMIERS



2019 Division Two

Seniors	
1978	Wandin
1979	Wandin
1980	Alexandra
1981	Emerald
1982	Yea
1983	Emerald
1984	Yea
1985	Wandin
1986	Yarra Glen
1987	Monbulk
1988	Olinda Ferny Creek
1989	Powelltown
1990	Yarra Junction
1991	Monbulk
1992	Silvan
1993	Yarra Glen
1994	Kinglake
1995	Seville
1996	South Belgrave
1997	Emerald
1998	Yarra Glen
1999	Belgrave
2000	Gembrook Cockatoo
2001	Yarra Glen
2002	Silvan
2003	Seville
2004	Gembrook Cockatoo
2005	Olinda Ferny Creek
2006	Warburton Millgrove
2007	Thornton Eildon
2008	Alexandra
2009	Olinda Ferny Creek
2010	Yarra Glen
2011	Emerald
2012	Belgrave
2013	Healesville
2014	Yarra Glen
2015	Emerald
2016	Gembrook Cockatoo
2017	Belgrave
2018	Yarra Junction
2019	Seville

Reserves	
1978	Wandin
1979	Wandin
1980	Alexandra
1981	Powelltown
1982	Powelltown
1983	Emerald
1984	Belgrave
1985	Wandin
1986	Silvan

1987	Monbulk
1988	Wandin
1989	Wandin
1990	Belgrave
1991	Belgrave
1992	Seville
1993	Yarra Glen
1994	Seville
1995	South Belgrave
1996	Powelltown
1997	Emerald
1998	Yarra Junction
1999	Yarra Junction
2000	Gembrook Cockatoo
201	Yarra Junction
2002	Yarra Junction
2003	Yarra Junction
2004	South Belgrave
2005	South Belgrave
2006	Warburton Millgrove
2007	Alexandra
2008	Alexandra
2009	Olinda Ferny Creek
2010	Seville
2011	Seville
2012	Seville
2013	Healesville
2014	Seville
2015	Yarra Junction
2016	Yarra Glen
2017	Belgrave
2018	Seville
2019	Yarra Junction

Under 18's	
1978	Fairpark
1979	Thornton
1980	Fairpark
1981	Emerald
1982	Belgrave
1983	Belgrave
1984	Belgrave
1985	Yarra Glen
1986	Yarra Junction
1987	Wandin
1988	South Belgrave
1989	Wandin
1990	Belgrave
1991	Monbulk
1992	Powelltown
1993	Belgrave
1994	Belgrave
1995	Belgrave

1996	Emerald
2000	Emerald
2002	South Belgrave
2006	South Belgrave
2007	Yarra Junction
2008	Emerald
2009	Olinda Ferny Creek
2010	Emerald
2011	Seville
2012	Seville
2013	Olinda Ferny Creek
2014	Woori Yallock
2015	Combined Comp D1&D2
2016	Combined Comp D1&D2
2017	Combined Comp D1&D2
2018	Combined Comp D1&D2
2019	No Competition

Veterans	
1995	Monbulk
1996	Monbulk
1997	South Belgrave
1998	South Belgrave
1999	South Croydon
2000	Croydon North
2001	East Division - Woori Yallock
	West Division - Chirside Park
2002	Major Premiers - South Croydon
	Minor Premiers - Mt Evelyn
2003	South Croydon
2004	Chirside Park
2005	Kilsyth
2006	Kilsyth
2007	Croydon North
2008	Croydon North
2009	Croydon North
2010	Croydon North
2011	Mount Evelyn
2012	Croydon North
2013	Wandin
2014	Wandin
2015	Wandin
2016	Wandin
2017	Mount Evelyn
2019	Healesville

Netball A Grade	
2006	Yarra Junction
2007	Emerald
2008	Thornton Eildon
2009	Powelltown
2010	Powelltown
2011	Emerald
2012	Yarra Glen

2013	Seville
2014	Yarra Glen
2015	Seville
2016	Seville
2017	Belgrave
2018	Yea
2019	Yea

Netball B Grade	
2006	Warburton Millgrove
2007	Yarra Junction
2008	Alexandra
2009	Yarra Junction
2010	Powelltown
2011	Powelltown
2012	Powelltown
2013	Yea
2014	Yarra Glen
2015	Yea
2016	Seville
2017	Yea
2018	Seville
2019	Seville

Netball C Grade	
2010	Powelltown
2011	Yea
2012	Alexandra
2013	Yea
2014	Yarra Glen
2015	Seville
2016	Yarra Glen
2017	Kinglake
2018	Yea
2019	Seville

Netball D Grade	
2012	Seville
2013	Yea
2013	Yea
2015	Seville
2016	Yea
2017	Yarra Glen
2018	Yarra Glen
2019	Yea



HONOUR ROLL PREMIERS

2019 Juniors

Under 9	
1975	
1976	
1977	
1978	
1979	Emerald
1980	Wesburn
1981	Upwey Tecoma
1982	Healesville
1983	Monbulk
1984	Seville
1985	Yarra Glen
1986	Healesville
1987	Weburn
1988	Gembrook Cockatoo
1990	Emerald
Under 10	
1975	
1976	
1977	
1978	Emerald
1979	Upwey Tecoma
1980	Monbulk
1981	Emerald
1982	Wesburn
1983	Healesville
1984	Healesville
	Monbulk
1985	Upwey Tecoma
1986	Seville
1987	Yarra Glen
1998	Healesville
1990	Wesburn
1991	Wesburn
1992	
1993	
1994	Emerald
1995	
1996	
1997	
1998	Emerald
1999	Emerald
2000	Emerald
Under 11/Under 12B	
1975	
1976	
1977	Emerald
1978	Emerald
1979	Upwey Tecoma
1980	Monbulk
1981	Emerald
1982	Wesburn
1983	Healesville
1984	Healesville
	Monbulk
1985	Upwey Tecoma
1986	Seville

1987	Yarra Glen
1998	Healesville
1990	Wesburn
1991	Wesburn
1992	
1993	
1994	
1995	
1996	
1997	
1998	
1999	Woori Yallock
2000	Emerald
2001	Emerald
2002	Wesburn
2003	Wandin
2004	Healesville
2005	Upwey Tecoma
2006	Emerald
2007	Woori Yallock
2008	Woori Yallock
2009	Yarra Glen
2010	Wandin
2011	South Belgrave
2012	Monbulk
2013	Upwey Tecoma
2014	Mount Evelyn
2015	Monbulk
2016	Monbulk - U12B
2017	Woori Yallock
2018	Mt. Evelyn
2019	Woori Yallock
Under 12	
1975	Woori Yallock
1976	Gembrook Cockatoo
1977	
1978	
1979	
1980	
1981	
1982	
1983	
1984	
1985	
1986	
1987	
1998	
1990	
1991	
1992	
1993	
1994	
1995	
1996	Emerald
1997	Wandin
1998	Upwey Tecoma
1999	Belgrave
2000	Upwey Tecoma
2001	Upwey Tecoma

2002	Emerald
2003	Healesville
2004	Monbulk
2005	Gembrook Cockatoo
2006	Belgrave
2007	Emerald
2008	Woori Yallock
2009	Olinda Ferny Creek
2010	Yarra Glen
2011	Wandin
2012	South Belgrave
2013	Woori Yallock
2014	Wesburn
2015	Healesville
2016	Mt Evelyn
2017	Healesville
2018	Woori Yallock
2019	Wandin
Under 13/Under 14B	
1972	Upwey Tecoma
1973	
1974	
1975	
1976	
1977	Woori Yallock
1978	Gembrook Cockatoo
1979	Fairpark
1980	Seville
1981	Emerald
1982	Woori Yallock
1983	
1984	Wesburn
1985	
1986	
1987	
1988	
1989	
1990	
1991	
1992	
1993	
1994	
1995	
1996	
1997	
1998	
1999	
2000	
2001	Emerald
2002	Healesville
2003	Emerald
2004	Healesville
2005	Emerald
2006	Mount Evelyn
2007	Upwey Tecoma
2008	Emerald
2009	Healesville
2010	Emerald
2011	Emerald

2012	Wandin
2013	South Belgrave
2014	Wandin
2015	Monbulk
2016	Woori Yallock - U14B
2017	
2018- U14 Green	Upwey Tecoma
2019 Ranges	Wesburn
Under 14	
1972	
1973	Upwey Tecoma
1974	Upwey Tecoma
1975	Belgrave
1976	Belgrave
1977	
1978	
1979	
1980	
1981	
1982	
1983	
1984	
1985	
1986	
1987	
1988	
1989	
1990	
1991	
1992	
1993	Emerald
1994	
1995	
1996	
1997	
1998	
1999	
2000	
2001	
2002	Emerald
2003	Healesville
2004	Emerald
2005	Healesville
2006	Gembrook Cockatoo
2007	Gembrook Cockatoo
2008	Upwey Tecoma
2009	Emerald
2010	Upwey Tecoma
2011	Healesville
	Upwey Tecoma
2012	Emerald
2013	Wandin
2014	South Belgrave
2015	Gembrook Cockatoo
2016	Monbulk
2017	Mt Evelyn

HONOUR ROLL PREMIERS



2019 Juniors

	Healesville
2018-Blue	Mt Evelyn
2019 Yarra	Belgrave

Under 15	
1972	
1973	
1974	
1975	
1976	
1977	Woori Yallock
1978	Emerald
1979	Fairpark
1980	Seville
1981	Belgrave
1982	Emerald
1983	
1984	
1985	Emerald
1986	Emerald
1987	
1988	
1989	Monbulk
1990	Monbulk
1991	
1992	
1993	
1994	
1995	
1996	
1997	
1998	
1999	
2000	
2001	
2002	
2003	
2004	
2005	
2006	
2007	
2008	Healesville
2009	Upwey Tecoma
2010	Emerald
2011	
2012	
2013	
2014	
2015	
2016	
2017	
2018	

Under 16	
1972	Upwey Tecoma
1973	Upwey Tecoma
1974	Upwey Tecoma
1975	Belgrave
1976	Belgrave
1977	
1978	Woori Yallock
1979	Fairpark
1980	Fairpark
1981	Belgrave
1982	Emerald
1983	Belgrave
1984	Woori Yallock
1985	Emerald
1986	Emerald
1987	Gembrook Cockatoo
1988	
1989	Monbulk
1990	Monbulk
1991	
1992	Upwey Tecoma
1993	Upwey Tecoma
1994	Upwey Tecoma
1995	
1996	Gembrook Cockatoo
1997	Emerald
1998	
1999	Upwey Tecoma
2000	Upwey Tecoma
2001	Emerald
2002	Yarra Junction
2003	Healesville
2004	Emerald
2005	Upwey Tecoma
2006	Healesville
2007	Olinda Ferny Creek
2008	Olinda Ferny Creek
2009	Upwey Tecoma
2010	Upwey Tecoma
2011	Emerald
2012	Healesville
2013	Emerald
2014	Emerald Black
2015	Mount Evelyn
2016	Wandin
2017	Gembrook Cockatoo
2018	Monbulk
2019	Mount Evelyn

Under 12 Girls	
2019	Healesville

Under 14 Girls	
2019	Monbulk

Under 16 Girls	
2019	Healesville





TOWARDS **ZERO** TAC




MAJOR PARTNERS:



Proudly supported by your local **Community Bank®** branches



COMPETITION NAMING PARTNERS:



COMPETITION SUPPORT PARTNERS:



AFL OUTER EAST

A.B.N - 84 160 417 818

95 Colchester Road, Kilsyth, VIC 3137

P: (03) 9735 5448

E: admin@afloutereast.com

W: www.afloutereast.com

