



CELETTE®

GRIFFON

SERIES



ULTIMATE
COLLISION EQUIPMENT

Sales, Service, and Training
240-749-9042
sales@ultimatecollisionequipment.com

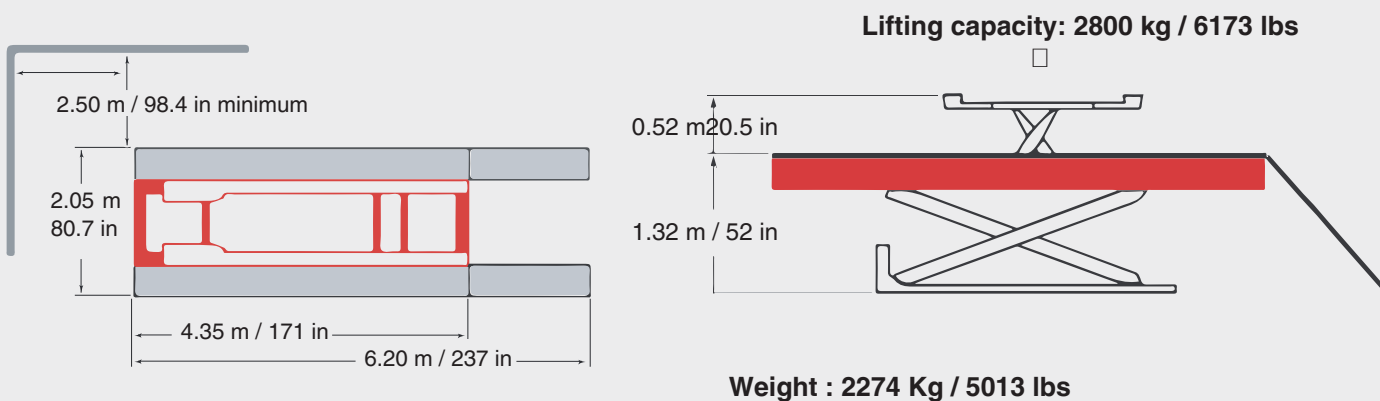
GRIFFON

Drive-on bench with secondary lifting system

REF NO: GR16F.38021. x

Griffon is a drive-on bench with a **2800 kg** lifting system using a runway decking plate. Dismantling the anchoring clamps and cross-members is not required while positioning the vehicle. The inner lifting system is operated by means of a remote control device.

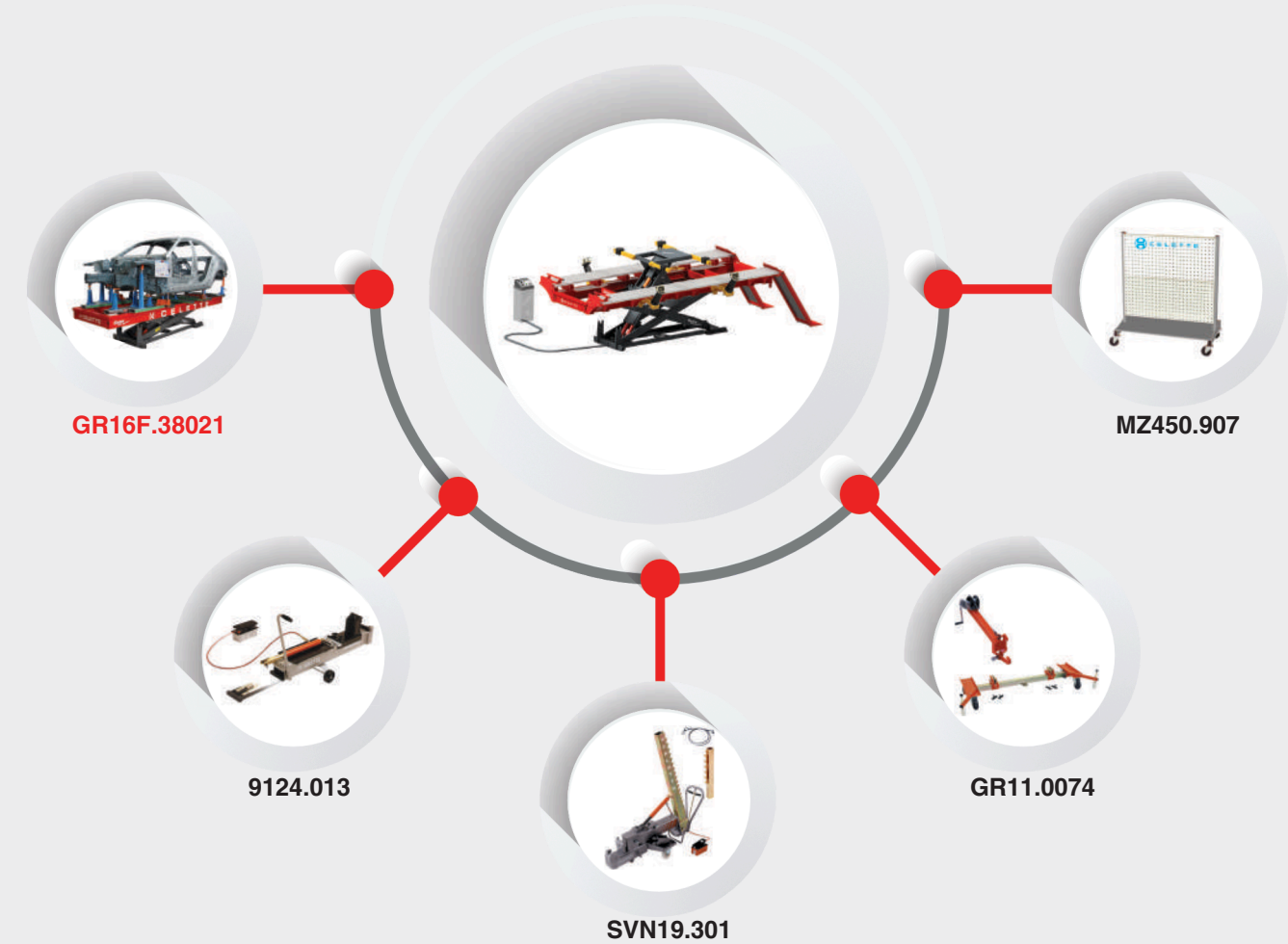
Only a part of the runway decking plate (light but solid; made of composites) needs to be removed if the repairing process requires it. Extra heavy duty pulling unit with **10 Ton** capacity.



GRIFFON

Drive-on bench with secondary lifting system

REF NO: GR16F.38021. x




REF NUMBER	DESCRIPTION
GR16F.38021. x	Lifting bench + hydraulic power unit + inner lift + anchoring clamps + runway decking plates + drive-on ramps
GR16F.38221. x	Lifting bench (double entry) + hydraulic power unit + inner lift + anchoring clamps + runway decking plates + sevenne pulling unit
GR16F.38321. x	Lifting bench (double entry) + hydraulic power unit + inner lift + anchoring clamps + runway decking plates + sevenne pulling unit + electronic measuring system NAJA 3D
REF NUMBER	OPTIONAL ACCESSORIES
MZ450.907	Accessories storage trolley
GR11.0074	Trolley to position the vehicle on the bench
SVN19.301	Sevenne pulling unit
9124.013	Supplementary vector pulling unit

GRIFTON VB

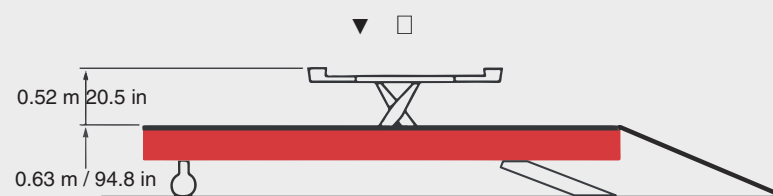
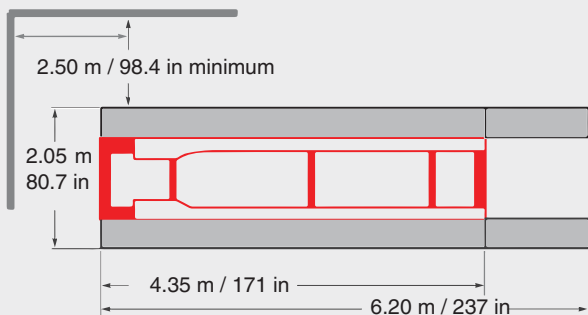
Mobile with drive-on bench with integrated inner lifting system

REF NO: GR05F.2022

Griffon VB is a mobile system with an added convenience of drive-on bench that enables you to organize any work bay into a straightening area. The bench remains mobile with the vehicle in position, thanks to the castor wheels. This bench is equipped with an inner lifting unit which can be operated by means of a remote control system.



Lifting capacity: 2800kg / 6173lbs

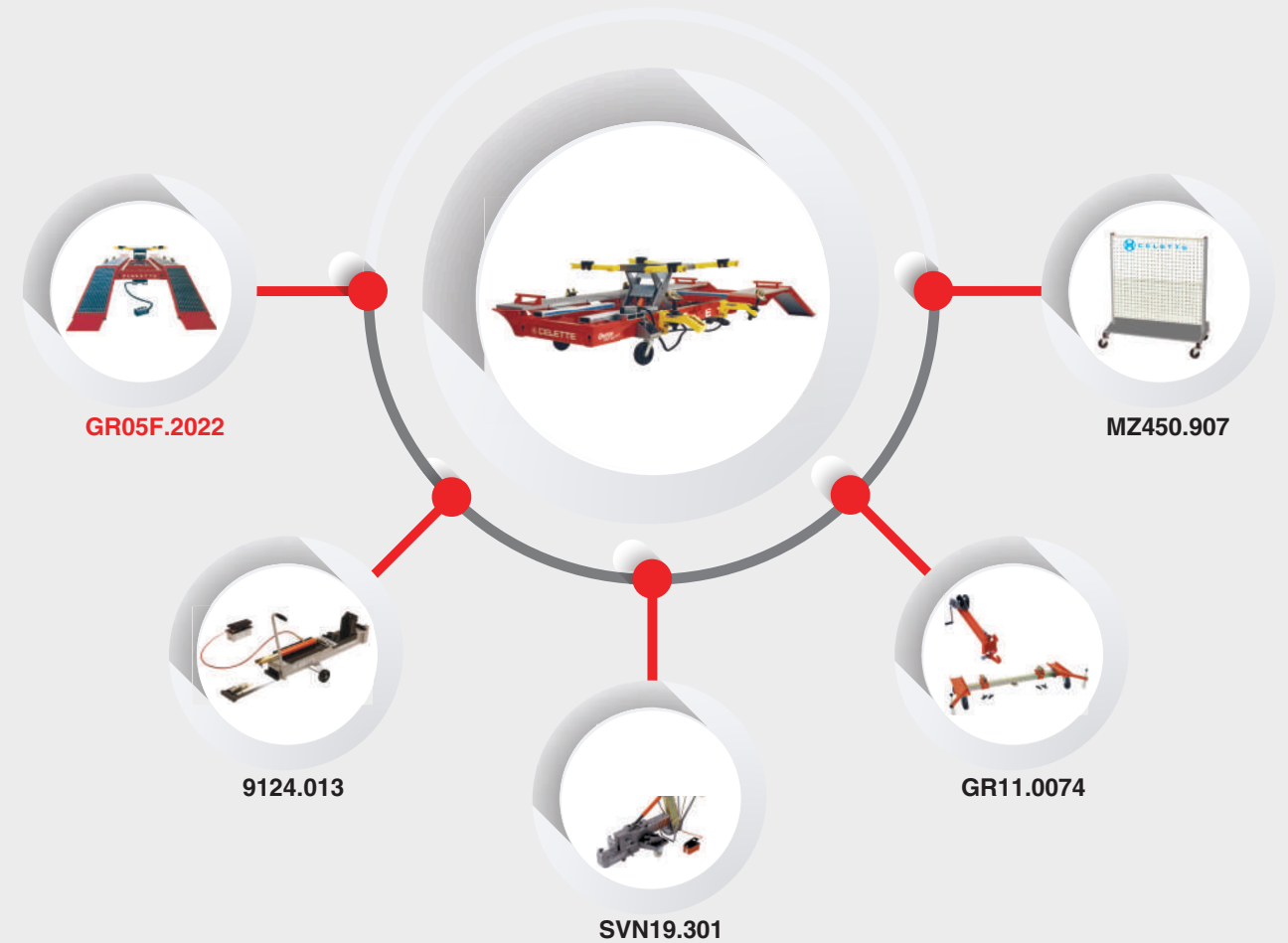


Weight : 1600Kg / 3527lbs

GRIFTON VB

Mobile with drive-on bench with integrated inner lifting system

REF NO: GR05F.2022



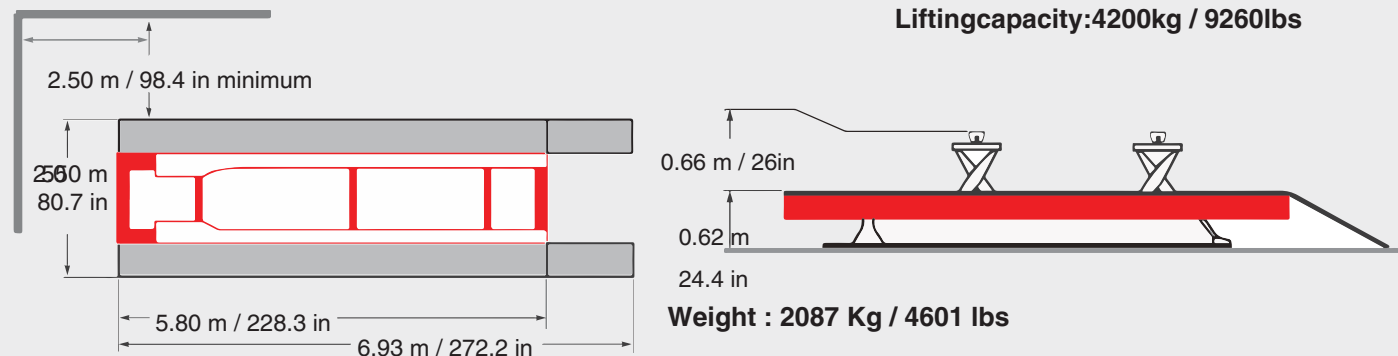
REF NUMBER	DESCRIPTION
GR05F.2022	Bench + hydraulic power unit + inner lift + 4 anchoring clamps+ runway decking plates
REF NUMBER	OPTIONAL ACCESSORIES
MZ450.907	Accessories storage trolley
GR11.0074	Trolley to position the vehicle on the bench
SVN19.301	Sevenne pulling unit
9124.013	Supplementary vector pulling unit

GRIFTON XL

Extralongbench with twin lifting system

REF NO:GXL08.5812.x

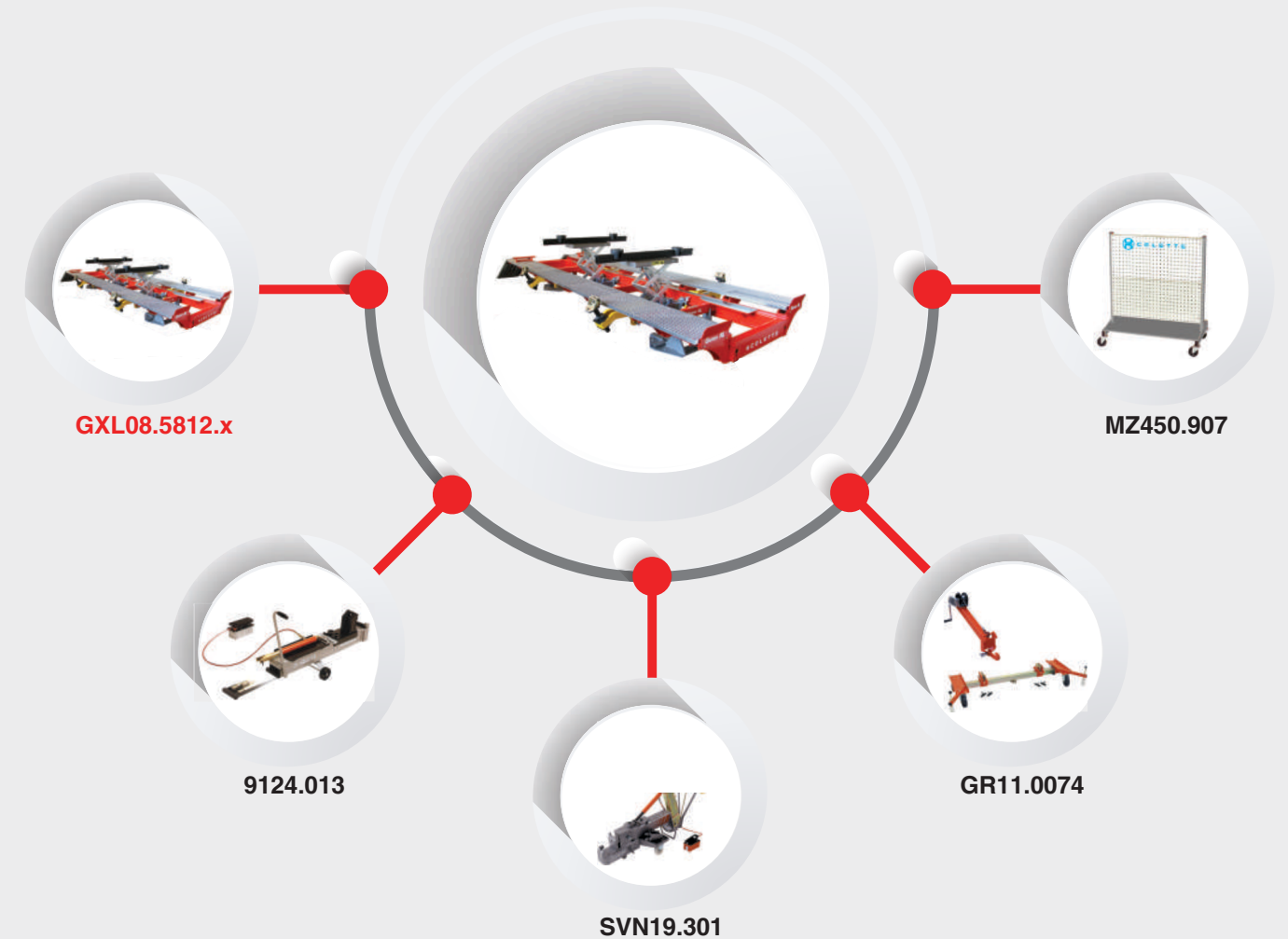
5.8 m long bench GRIFFON XL is specially designed for repairing commercial vehicles and SUVs. This length enables you to complete simultaneous repairs at both the front and rear of the vehicle. This bench is supplied with 2 independent inner lifting units and a hydraulic tilting system.



GRIFTON XL

Extralongbench with twin lifting system

REF NO: GXL08.5812.x



REF NUMBER	DESCRIPTION
GXL08.5812.x	Bench + Hydraulic power unit + 2 inner lifts + 4 anchoring clamps + runway decking plates + rear lifting unit
REF NUMBER	OPTIONAL ACCESSORIES
MZ450.907	Accessories storage trolley
GR11.0074	Trolley to position the vehicle on the bench
SVN19.301	Sevenne pulling unit
9124.013	Supplementary vector pulling unit



COLLISION EQUIPMENT

Sales, Service, and Training

240-749-9042

sales@ultimatecollisionequipment.com