

As a result of the world leaders experience, the GYSPOT PTI GENIUS is the spot welder of the future. The on-board intelligence guarantees full automation, offering bodyshops the ability to increase their efficiency: Genius G-clamp with pneumatic over-opening, easy arm positioning without adjustment, motorised overhanging arm providing a wide working area. It is the most advanced machine for the active bodyshop.

Innovative clamp with integrated transformer

- **Light weight** of 11.3 kg with the G1 arm.
- **80 mm of automatic opening** capacity (20 mm at rest)
- Manual **over-opening** of the arm for access to difficult areas (200 mm release).
- Brass clamp support and arm-base for an optimal electrical contact (effortless maintenance).
- The double action feature ensures a **quick arm removal** without the use of tools.
- Automatic cooling connection.
- Remote controlled clamp (opening, welding, adjustments validation).
- **Lockable Gyroscope**, ball bearing, integrated into the clamp body.
- **High duty cycle** (18 points/min).
- Optional G9 arm suitable with auto mode.
- Optional single-point gun (option).

ADJUSTABLE OVERHANGING ARM

- **Extends 120cm** from the power source
- **Motorised overhanging** arm to adapt the working height.
- **Offset balancer** from the work area.
- Rubber **protections** at the end of moving parts.

SMART WELDING


- **AUTO Mode:** the machine automatically recognizes - steel type, sheet-metal thickness, Panel bond presence and insulating material between HSS/VHSS/UHSS/Boron sheet-metal.
- **Traceability:** The recording feature saves the characteristics of each welding spot performed to the SD card provided
- Easy transfer of saved reports to PC.

HIGH PERFORMANCE

- Welding current: 14 500 A.
- Clamping force: 550 daN with 8 bar air pressure.
- Liquid cooling of the entire transformer, rectifier, electrodes and caps.
- The new design of the G-clamp cylinder and welding algorithm maximises productivity
- User friendly navigation using the 5.7» LCD screen.
- Automatic adjustment of the pressure between electrodes.
- Spot count feature to determine when you need to change the caps.

ROBUST AND MOBILE

- Reinforced and manoeuvrable trolley with 30-litre coolant tank.
- Expander on the front wheels for better stability.
- Integrated 6-arm support.



□ 50/60 Hz	□ A	Spots/min (max) □ _{2.5+2.5}	I ^{RMS} A	U ₀ V	mm □ T	□ cm	□ kg	IP	
200 V 208 V 220 V 240 V	50 A (D)	20	12 500 A 13 000 A 14 500 A 14 500 A	6.6 V 6.9 V 7.3 V 7.9 V	□ T	8 m 4xAWG8 (SOOW)	71 x 90 x 200	100	IP 20

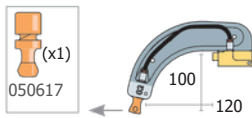
AN EXCEPTIONALLY LONG, EFFICIENT AND ADJUSTABLE OVERHANGING ARM

Easy to handle, adjustable and motorised, the new overhanging arm allows the height to be adapted to all working conditions.

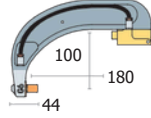
- Very wide working area
- Extends 120 cm from the power source.
- Rotates up to 30°.
- Foldable to optimise space



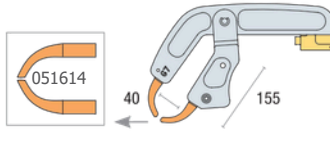
ISOLATED ARMS (OPTIONS)



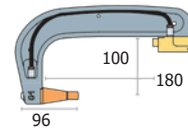
G2-8bar/300 daN
022775



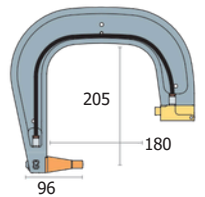
G6-8bar/550 daN
022812



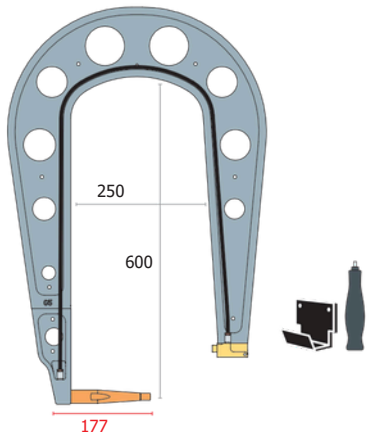
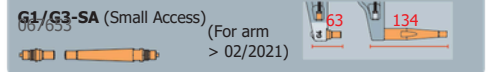
G7-4bar/150 daN
022829



G1-8bar/550 daN
022768

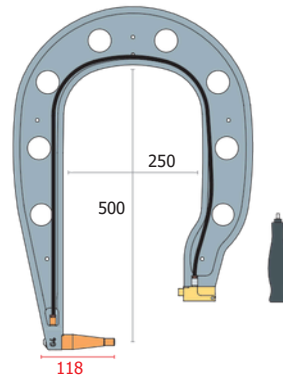


G3-8bar/550 daN
022782

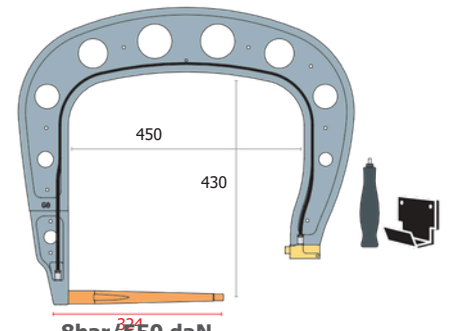


G5-8bar/550 daN
022805

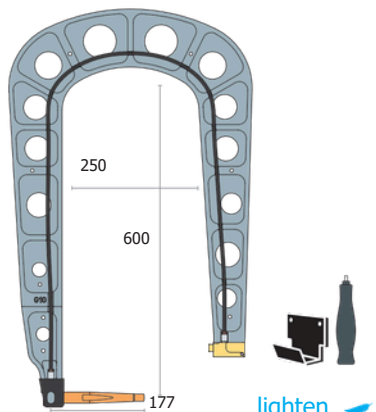
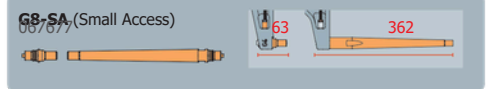
□ : 6.25 kg



G4-8bar/550 daN
022799

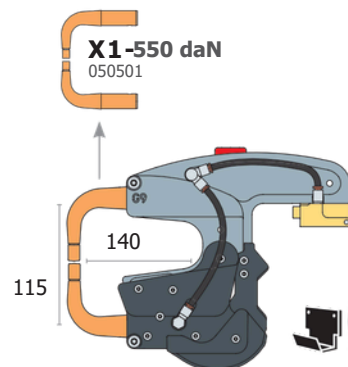


G8-8bar/550 daN
022836



G10-8 bar/400 daN
067165

lighten
□ : 5 kg



G9 + X1 550 daN 022881

