

TOWN OF EAST HAMPTON



2016 ADOPTED BUDGET



Supervisor Larry Cantwell

Council Members

Kathee Burke-Gonzalez

Fred Overton

Sylvia Overby

Peter Van Scoyoc

November 18, 2015

TOWN OF EAST HAMPTON
2016 ADOPTED BUDGET

TABLE OF CONTENTS

		<u>INTRODUCTORY SECTION</u>	<u>PAGE</u>
		Supervisor's Budget Message	i-viii
		Tax Rate Summary Page	1
		Budgeted Expenditures	2
		Budgeted Expenditures Chart	3
		Fund Balances & Projections	4
		Comparison Schedule - Spending, Revenues and Taxes	5
		Employee Benefits Chart	6
		History and Projection of Indebtedness	7
		Budget & Tax Levy Analysis	8
<u>FUND/DEPT. NUMBER</u>		<u>DEPARTMENT/FUND</u>	
		Whole-Town Revenue and Expenditure Summary	9
A	1010	Town Board	13
A	1110	Justice Court	16
A	1220	Town Supervisor	19
A	1315	Finance/Budget Office	22
A	1320	Independent Audit	25
A	1330	Tax Collection	27
A	1345	Purchasing	30
A	1355	Assessors	33
A	1410	Town Clerk	36
A	1420	Town Attorney	39
A	1440	Town Engineer	42
A	1620	Buildings and Grounds	45
A	1670	Central Printing & Mailing	48
A	1680	Information Technology	50
A	1910	Unallocated Insurance	54
A	1920	Municipal Association Dues	56
A	1930	Judgments and Claims	58
A	1940	Acquisition of Land	60
A	1950	Taxes and Assessments	62
A	1990	Contingency	64
A	2620	Educational Television	66
A	3125	Marine Patrol (formerly Harbors and Docks)	68
A	3147	Juvenile Aid Bureau	71
A	3510	Animal Control	74
A	3623	License Review Board	77
A	3640	Civil Defense	80
A	4210	Substance Abuse Counseling	83
A	5010	Superintendent of Highways	85

TOWN OF EAST HAMPTON

2016 ADOPTED BUDGET

A	5182	Street Lighting	88
A	5650	Off-Street Parking	91
A	6055	Adult Day Care	93
A	6510	Veterans Services	96
A	6772	Nutrition Program for the Elderly	98
A	6773	Human Services	101
A	7010	Arts and Cultural Affairs	104
A	7020	Recreation Administration	105
A	7110	Parks	108
A	7140	Recreation Center	111
A	7180	Beaches	113
A	7310	Youth Services	116
A	8510	Community Beautification	119
A	8600	Div. Pub. Safety - Marine	120
A	8613	East Hampton Housing Authority	122
A	8710	Conservation-Town Trustees	124
A	8740	Aquaculture	127
A	8790	Natural Resources	130
A	8800	Land Management Division	133
A	8810	Cemeteries	136
A	8850	Ft. Hill Cemetery	138
A	8989	In-Home Services	140
A	8991	Senior & Handicapped Transportation	143
A	9000	Employee Benefits	146
A	9700	Bond Anticipation Notes	147
A	9710	Serial Bonds	148
A	9901	Interfund Transfers	149
		Part Town Revenue and Expenditure Summary	151
B	1010	Town Board	153
B	1420	Town Attorney	156
B	1440	Town Engineer	159
B	1620	Buildings and Grounds	162
B	1680	Information Technology	163
B	1910	Unallocated Insurance	166
B	1990	Contingency	167
B	3120	Police	168
B	3620	Safety Inspection-Buildings	172
B	3621	Safety Inspection-Fire Marshal	175
B	3622	Ordinance Enforcement	179
B	8010	Zoning Board of Appeals	183
B	8020	Planning Board	186
B	8021	Planning Department	189
B	8022	Architectural Review Board	192
B	9000	Employee Benefits	195

TOWN OF EAST HAMPTON
2016 ADOPTED BUDGET

B	9700	Bond Anticipation Notes	196
B	9710	Serial Bonds	197
CD		Housing / Community Development	198
DB		Highway Department	202
		<i>Special Districts</i>	
SA	10	Merchants Path Improvement District	210
SA	30	Goodfriend Park Water District	211
SA	70	West Drive Road Improvement District	212
SF		Fire Protection Districts	213
SL		Street Lighting Districts	218
SR		Sanitation/Recycling District	223
SS		Scavenger Wastewater District	228
SS1		Camp Hero Sewer District	231
SX		Municipal Airport	232
CA		Community Preservation Fund	237
		Tax Exemption Report	243
		<i>Fire Districts</i>	
		Amagansett Fire District Budget	
		Springs Fire District Budget	
		Bridge Hampton Fire District Budget	
		Montauk Fire District Budget	

This page intentionally left blank

Budget Message

2016 Tentative Budget

Town of East Hampton

Larry Cantwell, Town Supervisor

September 24, 2015

The 2016 Tentative Operating Budget for the Town of East Hampton further improves the quality of life for our residents by providing funding to bolster enforcement of the Town Code and laws, addressing planning needs for infrastructure improvements, and ensuring that internal controls are in place to protect our assets. This has been accomplished while maintaining the strong financial and budgetary controls that have resulted in the Town achieving its highest credit rating in nearly ten years.

The Numbers

Spending in the major funds is \$73,544,041, up a modest 2.75%. The combined increase in the tax levy in the major funds is \$831,063, or 1.69%. Taxes will make up a smaller part of revenues in the 2016 Tentative Budget than they did in 2015 –by almost 1%. Including all funds and special districts, the tax levy increase is 1.82%, which is \$176,732 below the New York State-imposed tax levy cap. Any excess cap space can be applied toward the 2017 cap, providing the

Town with additional flexibility to address issues in 2017 that arise during the 2016 budget year. This puts the Town in a positive financial position.

Salaries and benefits for hiring three new Police Officers, one Code Enforcement Officer, one Fire Marshal, one Building Inspector, and one Assistant Town Attorney total \$625,000. Additional projected cost increases of \$465,000 are as follows: \$345,000 for employee health insurance, \$65,000 for snow removal, and \$55,000 for workers compensation. These combined budget increases total \$1,090,000. This increase is largely offset by \$910,000 in projected reductions and cost savings, as follows: \$580,000 in retirement, \$315,000 in debt service, and \$15,000 in savings from the Scavenger Waste Fund. The retirement cost savings result from a reduction in the State Retirement System contribution rates. The debt service reduction is a result of the Town's policy of borrowing less than it retires on a yearly basis, as well as two recent bond refinancing sales that lowered interest payments. These savings help to neutralize the cost of increasing enforcement, professional staff, health insurance, plowing budgets, and specialized insurances, while staying under the tax levy cap.

Tax rates are up slightly. For residents who live outside a village, the combined tax rate increase for the Town's major funds is 1.67%. The total Town tax increase for those residents with a \$1 million home would be approximately \$34. Residents living within the villages of East Hampton and Sag Harbor will see their combined Town tax rate increase by only 0.48%. The total Town tax increase for residents with a \$1 million home would be about \$4. These are minimal rate increases for what this budget accomplishes.

As we did in 2015, the Town Budget Officer and I met with each Department Head to carefully review all revenues and expenses, which allowed us to craft a conservative, but realistic budget for each department. In the same manner, we reviewed other revenue, such as mortgage tax and the projected sale of Town property. We believe this will allow us to attain a disciplined budget and effective operational plan for the Town in 2016.

Emphasis on Enforcement and Quality of Life

One important goal of this budget is to improve enforcement and quality of life. Adding resources to enforcement will allow the Town to more effectively identify and prosecute abuses, reduce the occurrences of violations by increased presence, and refine the adopted codes and ordinances with strong new legislation. Although the Town Board made great strides in 2015 toward this goal, the 2016 Tentative Budget funds permanent staffing to ensure we continue this positive momentum.

The budget adds three new Police Officers, bringing the Department up to 65 sworn Officers, but does so in a cost-efficient way. For example, in the case of retiring senior officers, the Town Board filled those vacancies with on-board, experienced staff and replaced those officers with new, less costly recruits. The added staff will allow more flexibility for Police Department management to deploy resources in a manner that will improve the efficiency and effectiveness in enforcing the law. The budget also adds \$82,500 for part-time seasonal help and overtime in the Marine Patrol and Police departments.

The 2016 Tentative Budget adds a new Code Enforcement Officer, increasing the number of Code Enforcement Officers to seven, as compared to five in 2013.

The budget converts a part-time Fire Marshal to full time and funds the new Building Inspector added in 2015. The budget also funds the new full-time Assistant Town Attorney hired in mid-2015. These cost increases are almost entirely offset by the lower debt costs on bonds and the reduction in the Scavenger Waste District Fund. These positions will improve the Town's ability to identify violations, enforce the codes, prosecute offenders and draft new legislation.

The budget also adds two seasonal workers in the Parks Department to expand the summer garbage and litter clean-up program.

The baseline level of full-time staffing will be approximately 313, which is almost 100 fewer full-time positions than in the 2008 adopted budget, but an increase of six positions from the 2013 budget. Through retirements, backfilling with lower salaried staff and applying the savings to expanded coverage, this budget bolsters enforcement and public safety in an effort to address issues in a financially responsible manner.

Addressing Debt

Over the last several years, the Town has made a concerted effort to lower overall Town indebtedness and reduce the amount of debt service paid from the budget. This effort is beginning to show tangible results. The 2016 Tentative Budget reduces bonded debt by approximately \$315,000 in the major funds and more than \$380,000 when including the Community Preservation Fund. The reduction in debt service is a result of a capital borrowing policy that aims to borrow no more than approximately \$5 million to \$6 million per year, thereby creating less debt than is retired annually. This policy and the refinancing of

several past bond issues that reduced yearly interest payments have worked together to reduce debt payments. Our upgraded credit rating in 2014 and positive rating report in 2015 have also made the Town debt more desirable in the financial markets, driving up competition for our bonds and driving down long-term interest costs.

As a result of Town Board policies regarding capital borrowing and debt issuance, we have seen Town indebtedness decline over the last several years. At the end of 2013 overall indebtedness stood at about \$120 million, which is projected to be reduced to \$98.2 million at the end of 2016.

We accomplished this reduction in indebtedness while addressing many important capital needs. There were about 140 capital projects initiated in 2014 and 2015 for which funds have already been borrowed. Those amounts are included in the indebtedness presented above.

Although special needs and emergencies could arise and impact this trend, these reductions in indebtedness put the Town in a much better position to absorb capital expenditure emergencies or projects that might exceed anticipated levels.

Use of Reserves

Reliance on dedicated and non-dedicated reserves and surplus is modest at \$1,083,051 in the 2016 Tentative Budget. This amount is approximately \$1.9 million less than in 2013, when more than \$3 million in reserves and surplus were used to balance the various fund budgets. It is also approximately \$32,000 lower than in 2014. The amount of reserves in this 2016 Tentative Budget is

modest and prudent as it represents only 1.47% of the total proposed budget of \$73.5 million. The budget is approximately 98% funded by property taxes and non-tax revenue sources.

Eliminating the Last Fund Deficit

One deficit that I inherited as Supervisor was in the Scavenger Waste District Fund. As a result of this Town Board's actions to close this facility and slowly collect the revenue needed to eliminate the deficit in the fund, the negative balance has decreased since the end of 2013. The negative fund balance is projected to be approximately \$222,000 at the end of 2015, compared to nearly \$353,000 at the end of 2013. The Tentative Budget for 2016 contains \$125,000 for deficit reduction, with the goal of eliminating the deficit in 2017 with another \$100,000 in deficit reduction. The 2016 budget for the Scavenger Waste District Fund plans to eliminate the deficit in the fund without overburdening Town taxpayers.

Staffing and Benefits

The Town currently has employment contracts with the Town Police Benevolent Association and the Town Dispatchers Union, and a "terms of employment" agreement with the Town Department Heads, all recently negotiated. The Town is also negotiating a contract with the Civil Service Employees Association (CSEA). The 2016 Tentative Budget fully funds the Police and Dispatcher contracts, accounts for the agreement with the Department Heads, and contains funding to pay for a reasonable contract settlement with the CSEA. The budget also funds Health Insurance and Retirement benefits at the required level based

on information received from the Town's health provider and the State Retirement System.

Other Noteworthy Items

Although the Tentative Budget achieves the goals of staying below the State-imposed tax levy cap and raises spending and tax rates modestly, it still contains expenditures important to our community.

The budget includes \$50,000 for engineering for infrastructure improvements; \$22,000 to upgrade the Town website, the redesign of which will provide for email notifications to residents in the event of emergencies, among other enhancements; and \$155,000 for water-quality monitoring and improvements.

The budget provides funding for education-related programs in the Town. The East Hampton Day Care Center will receive support in the amount of \$80,000. The after-school program Project Most will receive \$35,000, and the Montauk Youth Program will receive \$5,000.

We also address health, well-being and safety with financial assistance of \$50,000 to Phoenix House for substance abuse counseling, \$25,000 to the South Fork Health Initiative, which focuses on mental health, \$5,000 to The Retreat, and \$2,500 for the Pediatric Dental Fund. New funding in the amount of \$5,000 is included for the East End Disabilities Group.

Conclusion

This Tentative Budget provides the funds necessary for the education, health, well-being and safety of our residents; the fair and effective enforcement of our Town Code and laws; as well as protection for the environment and advances in infrastructure and technology.

The budget accomplishes a lot while not piercing the State-mandated tax cap. It keeps tax rates down and limits spending increases. We are achieving all of this by cutting costs and applying those resources to address the major issues of concern to the residents of the Town of East Hampton, today and in the future.

TOWN OF EAST HAMPTON

**TAX RATE SUMMARY
ADOPTED BUDGET 2016**

	<u>APPROPRIATIONS</u>	<u>REVENUES & BALANCES</u>	<u>AMOUNT TO BE RAISED BY TAX</u>
GENERAL FUND			
General, Whole Town	\$ 29,776,619.44	\$ 10,524,655.44	\$ 19,251,964.00
General, Part Town	\$ <u>24,925,717.23</u>	\$ <u>3,792,300.23</u>	\$ <u>21,133,417.00</u>
GENERAL FUND - TOTAL	\$ 54,702,336.66	\$ 14,316,955.66	\$ 40,385,381.00
HIGHWAY FUND			
HIGHWAY FUND - TOTAL	\$ 6,403,534.85	\$ 915,479.85	\$ 5,488,055.00
SPECIAL REVENUE FUNDS			
Solid Waste/Recycling Fund	\$ 6,240,842.61	\$ 2,567,914.61	\$ 3,672,928.00
Scavenger Waste Water Fund	\$ 388,321.00	\$ 3,100.00	\$ 385,221.00
Airport Fund	\$ <u>6,048,941.14</u>	\$ <u>6,048,941.14</u>	\$ -
TOTAL - SPEC. REV. FUNDS	\$ 12,678,104.76	\$ 8,619,955.76	\$ 4,058,149.00
TOTAL TOWN WIDE OPERATING	\$ 73,783,976.27	\$ 23,852,391.27	\$ 49,931,585.00
TOTAL TOWNWIDE OPERATING (INC. COMMUNITY PRESERVATION)	\$ 25,116,449.00	\$ 25,116,449.00	\$ 49,931,585.00
AMOUNT TO RAISE BY TAX - GENERAL FUND		\$ 40,385,381.00	
Less: Pro-rata (prior year adjustment)		\$ (39,356.32)	\$ 40,346,024.68
AMOUNT TO RAISE BY TAX - HIGHWAY FUND		\$ 5,488,055.00	
Less: Pro-rata (prior year adjustment)		\$ (5,801.70)	\$ 5,482,253.30
AMOUNT TO RAISE BY TAX - S/R FUND TOTAL		\$ 3,672,928.00	
Less: Pro-rata (prior year adjustment)		\$ (41.28)	\$ 3,672,886.72
AMT. TO RAISE BY TAX - SCAV. WASTE FUND		\$ 385,221.00	
Less: Pro-rata (prior year adjustment)		\$ (4.78)	\$ 385,216.22
AMOUNT TO RAISE BY TAX - AIRPORT FUND		\$ -	
Less Pro-rata (prior year adjustment)		\$ -	\$ -
TOTAL AMOUNT TO RAISE BY TAX		\$ 49,886,380.92	
AMOUNT TO RAISE BY TAX - OUTSIDE VIL.		\$ 41,150,278.19	
AMOUNT TO RAISE BY TAX - INSIDE VIL.		\$ 4,677,999.79	
AMOUNT TO RAISE BY TAX - SW/R FUND TOTAL		\$ 3,672,886.72	
AMOUNT TO RAISE BY TAX - SCAV. WASTE		\$ 385,216.22	
AMOUNT TO RAISE BY TAX - AIRPORT		\$ -	
TOTAL AMOUNT TO RAISE BY TAX			\$ 49,886,380.92

RATES		RATE	% CHANGE
GENERAL TOWN (Outside Vil.)	per \$100 A.V.	23.722	0.877%
GENERAL TOWN (Inside Vil.)	per \$100 A.V.	9.693	-0.249%
HIGHWAY (Outside Villages)	per \$100 A.V.	3.646	5.168%
SOLID WASTE/RECYCLING	per \$100 A.V.	1.828	6.278%
SCAVENGER WASTEWATER	per \$100 A.V.	0.192	-3.391%
AIRPORT	per \$100 A.V.	0.000	N/A

TOTAL RATE OUTSIDE VIL.*	29.389	per \$100 A.V.	1.687%
TOTAL RATE INSIDE VIL.**	11.713	per \$100 A.V.	0.654%

* Includes General Fund, Highway, Solid Waste & Scav Waste, Airport

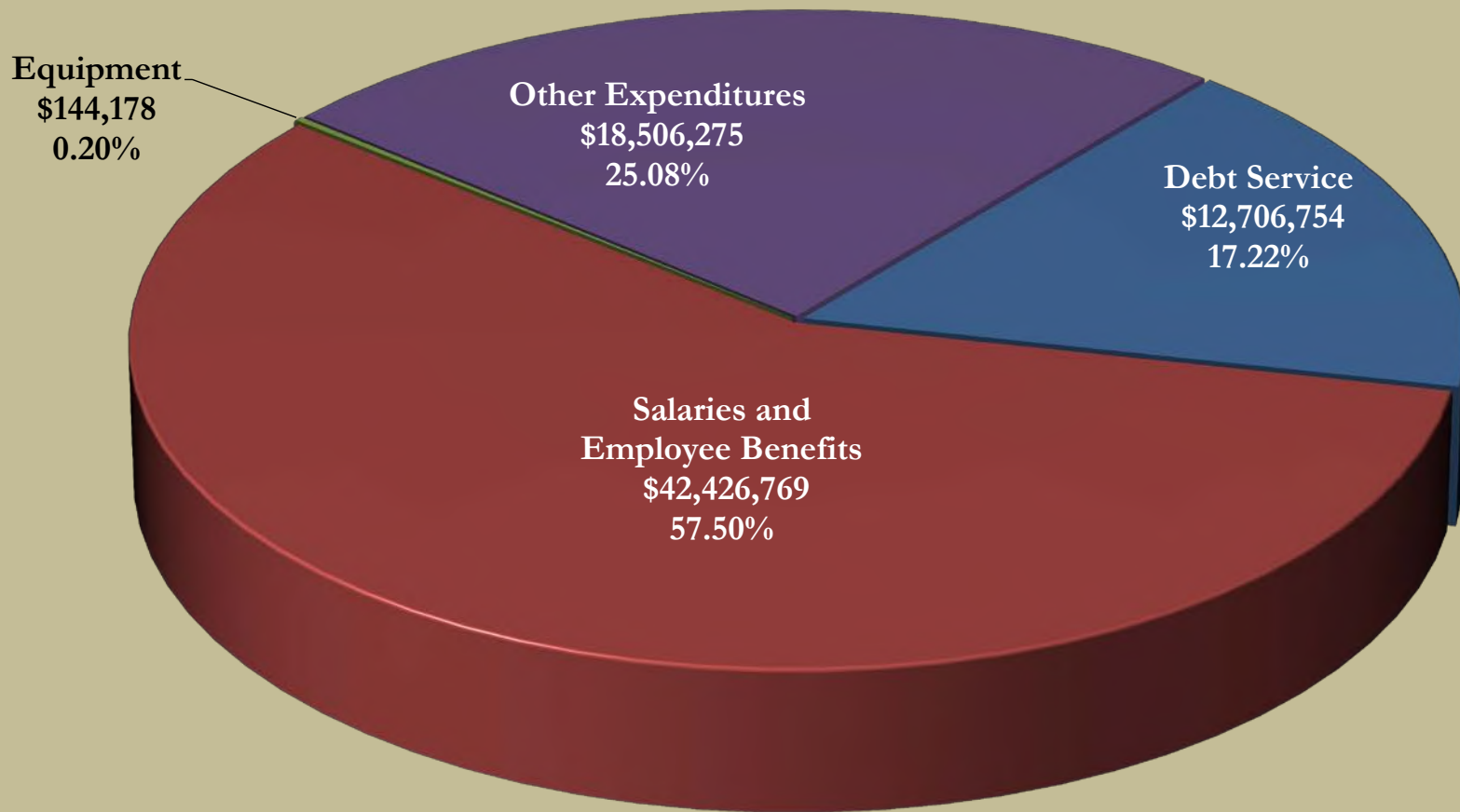
** Includes Whole-Town General, Solid Waste & Sca. Waste, Airport

TOWN OF EAST HAMPTON BUDGETED EXPENDITURES 2012-2016

FUND	2012 ADOPTED	2013 ADOPTED	2014 ADOPTED	2015 ADOPTED	2016 ADOPTED	% CHANGE
GENERAL	\$ 28,045,274	\$ 28,500,000	\$ 29,059,939	\$ 29,904,339	\$ 29,776,619	-0.43%
PART TOWN	\$ 21,825,692	\$ 23,382,589	\$ 23,495,180	\$ 24,111,665	\$ 24,925,717	3.38%
HIGHWAY	\$ 5,692,693	\$ 5,932,581	\$ 5,934,670	\$ 6,101,077	\$ 6,403,535	4.96%
SANITATION	\$ 6,051,328	\$ 6,102,444	\$ 5,951,831	\$ 6,172,102	\$ 6,240,843	1.11%
AIRPORT	\$ 4,010,585	\$ 4,363,247	\$ 4,129,056	\$ 4,886,374	\$ 6,048,941	23.79%
SCAV WASTE	\$ 105,880	\$ 793,950	\$ 861,584	\$ 402,306	\$ 388,321	-3.48%
	<u>\$ 65,731,452</u>	<u>\$ 69,074,811</u>	<u>\$ 69,432,260</u>	<u>\$ 71,577,863</u>	<u>\$ 73,783,976</u>	3.08%
				<u>INCREASE</u>	<u>\$ 2,206,113</u>	

Budgeted Expenditures by Type

Town of East Hampton
2016 Adopted Budget
\$73.78 Million (Non-CPF)



TOWN OF EAST HAMPTON

FUND BALANCES

Adopted Budget 2016

(And Projections)

Fund	Audited	Surplus Percent	Projected Year	Surplus Percentage
	2014		2015	
General Whole Town	\$7,060,401	24.71%	\$9,060,401	30.30%
General Part Town	\$6,068,590	25.37%	\$7,168,590	29.73%
Highway	\$2,141,457	34.57%	\$1,496,457	24.53%
Sanitation/Refuse	\$1,319,660	21.97%	\$1,499,660	24.30%
Airport	\$1,652,017	29.73%	\$1,336,809	27.36%
Total	\$18,242,125	27.06%	\$20,561,917	28.89%
Scavenger	(\$322,271)	0.00%	(\$222,271)	0.00%
Community Pres.	\$47,412,910		\$43,000,000	

COMPARISON SCHEDULE

2016 Adopted

Spending, Revenues and Taxes - Major Funds

	<u>Appropriations</u>	<u>Non Tax Revenue and Balances</u>	<u>Amount to be Raised by Property Tax</u>
2015 Adopted Budget	\$71,577,862	\$22,522,275	\$49,055,587
2016 Preliminary Budget	73,783,977	23,852,391	49,931,586
Change	\$2,206,115	\$1,330,116	\$875,999
Percent Change	3.08%	5.91%	1.79%

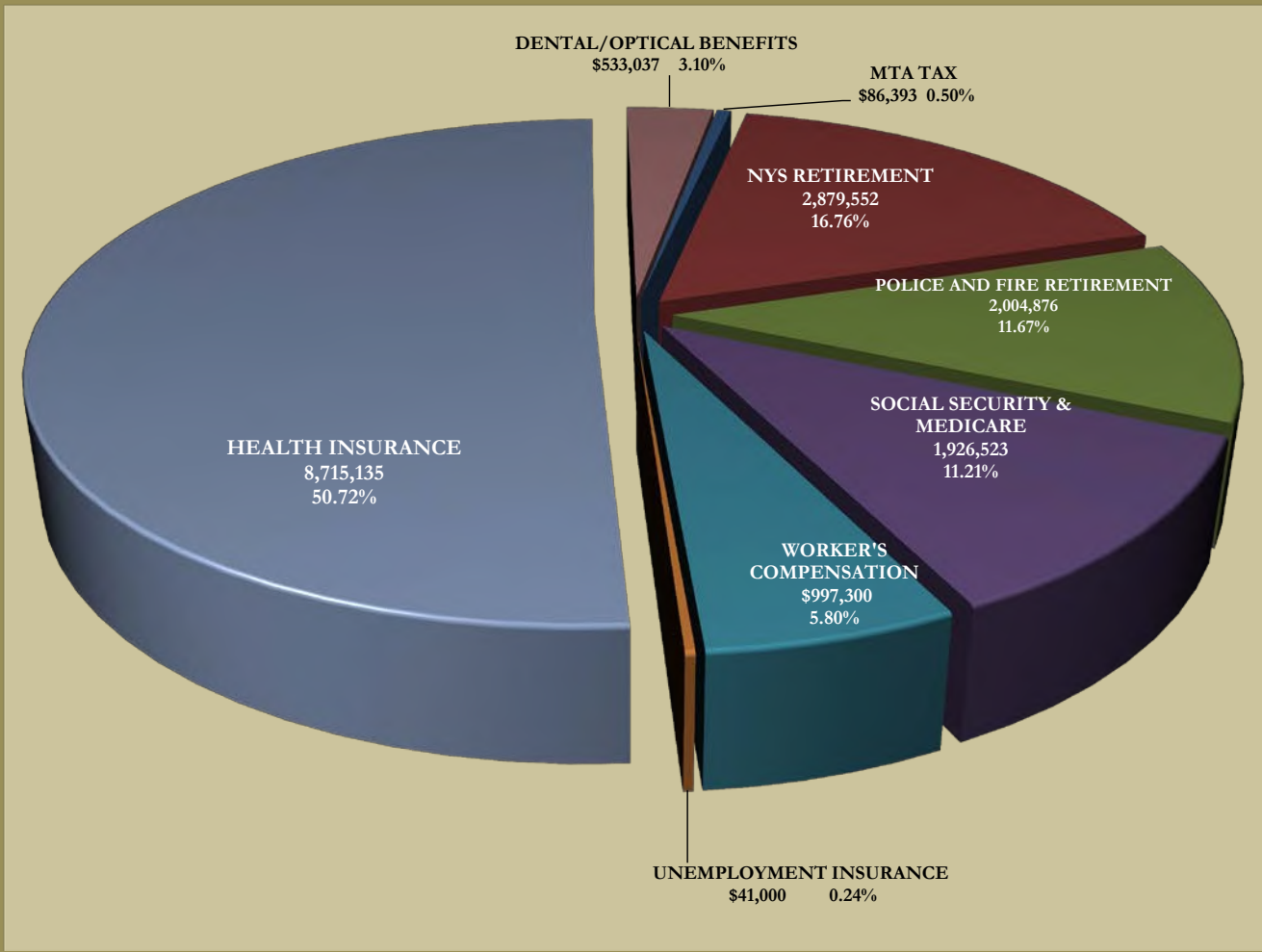
Tax Rates

Tax per \$100 of Assessed Value		
	<u>Inside Village</u>	<u>Outside Village</u>
2015	11.637	28.901
2016	<u>11.713</u>	<u>29.389</u>
Dollar change per \$100 AV	\$0.076	\$0.488
Rate Change	0.65%	1.69%

Impact of Tax Change

	<u>Change in Town Taxes Inside Vill.</u>	<u>Change in Town Taxes Outside Vill.</u>
House with a \$10,000 assessment (market value \$1,562,500)	\$7.60	\$48.80
House with a \$7,000 assessment (market value \$1,093,750)	\$5.32	\$34.16
House with a \$4,000 assessment (market value \$625,000)	\$3.04	\$19.52

Town of East Hampton
2016 Adopted Budget
Town-Wide (All Funds) Employee Benefits
Total \$17.18 Million



Town of East Hampton History and Projection of Town Indebtedness

<u>Year</u>	<u>Bonds</u>	<u>Notes</u>	<u>Total Indebtedness</u>
2009	\$115,430,000	\$30,687,000	\$146,117,000
2010	\$127,859,784	\$13,467,300	\$141,327,084
2011	\$131,256,200	\$0	\$131,256,200
2012	\$118,735,000	\$5,185,000	\$123,920,000
2013	\$109,231,705	\$10,547,865	\$119,779,570
2014	\$98,408,736	\$12,034,858	\$110,443,594
2015	* \$94,800,000	\$9,900,000	\$104,700,000
2016	* \$90,200,000	\$8,000,000	\$98,200,000

* Projected

Source : 2009-2014 Official Statement of Town

**TOWN OF EAST HAMPTON
2016 BUDGET & TAX LEVY ANALYSIS**

<u>TAX LEVY</u>	<u>2015 EXPENDITURE</u>	<u>2015 TAX LEVY</u>	<u>2016 ADOPTED EXPENDITURE</u>	<u>2016 REVENUE</u>	<u>APPROPRIATED SURPLUS</u>	<u>APPLIED RESERVES*</u>	<u>2016 ADOPTED TAX LEVY</u>
GENERAL	\$ 29,904,339	\$ 19,255,338	\$ 29,776,619	\$ 9,926,325	\$ 184,000	\$ 414,330	\$ 19,251,964
PART TOWN	\$ 24,111,665	\$ 20,741,753	\$ 24,925,717	\$ 3,577,800	\$ -	\$ 214,500	\$ 21,133,417
HIGHWAY	\$ 6,101,077	\$ 5,207,577	\$ 6,403,535	\$ 812,700	\$ 50,000	\$ 52,780	\$ 5,488,055
SANITATION	\$ 6,172,102	\$ 3,452,213	\$ 6,240,843	\$ 2,547,500	\$ -	\$ 20,415	\$ 3,672,928
AIRPORT	\$ 4,886,374	\$ -	\$ 6,048,941	\$ 5,901,915	\$ 147,026		
SCAV WASTE	\$ 402,306	\$ 398,706	\$ 388,321	\$ 3,100			\$ 385,221
							\$ -
TOTAL TOWN WIDE	\$ 71,577,863	\$ 49,055,587	\$ 73,783,976	\$ 22,769,340	\$ 381,026	\$ 702,025	\$ 49,931,585

% Increase year over Year

3.082%

1.786%

<u>TAX LEVY</u>	<u>2015 EXPENDITURE</u>	<u>2015 TAX LEVY</u>	<u>2016 ADOPTED EXPENDITURE</u>	<u>2016 REVENUE</u>	<u>APPROPRIATED SURPLUS</u>	<u>APPLIED RESERVES</u>	<u>2016 ADOPTED TAX LEVY</u>
Special Districts							
Merchants Path Improvement	\$ 30,189	\$ -	\$ 30,102		\$ 25,000		\$ 5,102
Goodfriend Park Water	\$ 5,926	\$ 5,926	\$ 5,616				\$ 5,616
West Drive Rd Improvement	\$ 79,583	\$ 29,583	\$ 76,193		\$ 15,000		\$ 61,193
East Hampton Water Fire P	\$ 855,436	\$ 852,286	\$ 873,000				\$ 873,000
Promised Land Fire P	\$ 254,710	\$ 253,670	\$ 292,916				\$ 292,916
East Hampton Road Fire P	\$ 31,413	\$ -	\$ 33,583		\$ 22,700		\$ 10,883
Montauk Fire Protect	\$ 140,697	\$ 139,677	\$ 143,511				\$ 143,511
North West Fire Prot	\$ 1,536,564	\$ 1,534,564	\$ 1,537,000				\$ 1,537,000
Amagansett St Ltg	\$ 52,000	\$ 39,910	\$ 59,200		\$ 15,000		\$ 44,200
East Hampton Street Light	\$ 27,000	\$ 26,900	\$ 24,333				\$ 24,333
North End Street Light	\$ 16,100	\$ 16,080	\$ 16,700		\$ 1,700		\$ 15,000
Pantigo Street Light	\$ 16,923	\$ 16,873	\$ 13,000				\$ 13,000
Montauk Street Light	\$ 109,308	\$ 94,098	\$ 103,462		\$ 7,500		\$ 95,962
Camp Hero Sewer	\$ 18,000	\$ 18,000	\$ 23,989		\$ 4,000		\$ 19,989
TOTAL SPECIAL DISTRICT	\$ 3,173,849	\$ 3,027,567	\$ 3,232,605	\$ -	\$ 90,900	\$ -	\$ 3,141,705

TOTAL BUDGET	\$ 74,751,712	\$ 52,083,154	\$ 77,016,581	\$ 22,769,340	\$ 471,926	\$ 702,025	\$ 53,073,290
---------------------	----------------------	----------------------	----------------------	----------------------	-------------------	-------------------	----------------------

% Increase year over Year

3.0299%

1.901%

Tax Levy Cap(per OSC) \$ 53,205,087

Available Levy carryover from 2015 \$315,312

Amount Available in 2016 Levy Cap \$ 131,797



FUND: GENERAL FUND - WHOLE TOWN REVENUES

ACCOUNT		DESCRIPTION	2013 Actual	2014 Actual	2015 Adopted	2015 Actual YTD	2016 Adopted	% Change
A	0000	UNALLOCATED						
A	0000	41001 REAL PROPERTY TAXES	\$17,746,993	\$18,538,475	\$19,255,338	\$19,255,338	\$19,251,964	-0.02%
A	0000	41090 PENALTIES/INT.-REAL PROP.TAX	\$163,789	\$255,490	\$175,000	\$127,710	\$150,000	-14.29%
A	0000	41093 PILOT-LIPA	\$72,298	\$79,324	\$75,000	\$76,904	\$75,000	0.00%
A	0000	41130 UTILITIES GROSS RECEIPT TAX	\$4,525	\$3,650	\$2,000	\$5,769	\$1,500	-25.00%
A	0000	41170 CABLEVISION FRANCHISE FEES	\$943,152	\$993,524	\$915,000	\$512,248	\$975,000	6.56%
A	0000	41232 TAX COLLECTOR FEES	\$1,555	\$1,155	\$1,000	\$1,147	\$750	-25.00%
A	0000	41255 TOWN CLERKS FEES	\$128,640	\$161,490	\$140,000	\$157,322	\$140,000	0.00%
A	0000	41256 RESIDENT BEACH PARKING LOT F	\$0	\$11,896	\$10,000	\$0	\$5,000	-50.00%
A	0000	41257 CONTRACTOR LICENSES	\$65,600	\$76,250	\$65,000	\$65,850	\$70,000	7.69%
A	0000	41550 DOG CONTROL FEES	\$7,380	\$6,495	\$7,500	\$3,595	\$5,000	-33.33%
A	0000	41560 HOME IMPROVEMENT REVIEW BD F	\$0	\$1,000	\$0	\$0	\$0	0.00%
A	0000	41721 PARKING LOTS REVENUES	\$34,080	\$39,240	\$45,000	\$42,000	\$40,000	-11.11%
A	0000	41740 PARK PERMITS-BEACHES/LAUNCH/	\$415,500	\$414,538	\$420,000	\$428,488	\$410,000	-2.38%
A	0000	41775 APPROPRIATED UNRESERVED SURP	\$0	\$0	\$0	\$0	\$184,000	100.00%
A	0000	41776 APPROPRIATION OF DEBT RESERVE	\$0	\$0	\$275,000	\$0	\$104,940	-61.84%
A	0000	41777 APPROPRIATION OF RETIREMENT RESERVE	\$0	\$0	\$0	\$0	\$205,000	100.00%
A	0000	41778 APPROPRIATION OF DEFICIT DEBT RESERVE	\$0	\$0	\$395,387	\$0	\$0	-100.00%
A	0000	41779 Approrpriation of Sec 8 Reserve	\$0	\$0	\$0	\$0	\$0	0.00%
A	0000	41781 APPROPRIATION OF CAPITAL RESERVE	\$0	\$0	\$0	\$0	\$104,390	100.00%
A	0000	42001 REC.FEE PROGRAMS	\$160,158	\$147,236	\$160,000	\$152,792	\$145,000	-9.38%
A	0000	42040 BOAT SLIP RENTALS	\$236,386	\$221,514	\$250,000	\$216,616	\$250,000	0.00%
A	0000	42041 DOCKS,ENERGY FEES	\$3,850	\$140	\$6,000	\$0	\$4,000	-33.33%
A	0000	42112 NATURAL RESOURCE FEES	\$51,552	\$63,200	\$40,000	\$43,425	\$40,000	0.00%
A	0000	42113 SAND FENCE PERMIT FEE	\$60	\$0	\$2,000	\$0	\$1,000	-50.00%
A	0000	42229 SERVICES OTHER GOV. DA OFFICE	\$16,348	\$16,752	\$20,000	\$9,589	\$18,000	-10.00%
A	0000	42341 CO.AID-RESIDENTIAL REPAIR	\$2,566	\$2,065	\$4,200	\$595	\$4,200	0.00%
A	0000	42351 CO.AID-ADULT DAY CARE	\$1,979	\$2,335	\$2,000	\$1,347	\$2,000	0.00%
A	0000	42353 CO.AID-EISEP PROGRAM	\$14,207	\$14,889	\$12,000	\$9,036	\$12,000	0.00%
A	0000	42354 CO.AID-SPANISH INTERPRETER	\$23,605	\$30,575	\$28,000	\$15,400	\$25,000	-10.71%
A	0000	42355 COUNTY AID - S.Y.A.	\$0	\$0	\$0	\$0	\$0	0.00%
A	0000	42359 CTY AID - YOUTH AT RISK GRANT	\$0	\$0	\$0	\$0	\$0	0.00%
A	0000	42360 CO.AID-NUTRITION	\$9,080	\$9,840	\$9,000	\$6,148	\$9,000	0.00%
A	0000	42380 URBAN RENEWAL FEES	\$0	\$0	\$5,000	\$0	\$5,000	0.00%
A	0000	42401 INTEREST ON INVESTMENTS	\$29,315	\$23,483	\$25,000	\$8,756	\$17,000	-32.00%
A	0000	42405 INTEREST INC - INTERFUND LOA	\$2,507	\$2,629	\$0	\$0	\$0	0.00%
A	0000	42410 RENTAL OF PROPERTY	\$397,172	\$394,332	\$348,500	\$270,751	\$400,000	14.78%
A	0000	42413 RENTAL OF PROPERTY-MTK. PLAY	\$70,672	\$64,552	\$60,000	\$44,108	\$60,000	0.00%
A	0000	42544 DOG LICENSES	\$13,644	\$12,405	\$10,000	\$8,642	\$10,000	0.00%
A	0000	42610 JUSTICES FEES AND FINES	\$1,313,464	\$955,716	\$925,000	\$931,295	\$1,000,000	8.11%
A	0000	42612 Justice Court Collection	\$0	\$0	\$0	\$0	\$0	0.00%
A	0000	42620 FORFEITURES	\$13,365	\$13,470	\$6,500	\$0	\$6,500	0.00%
A	0000	42621 UNCLAIMED BID DEPOSITS/SECUR	\$0	\$0	\$0	\$0	\$0	0.00%
A	0000	42655 MINOR SALES	\$39,517	\$0	\$1,000	\$0	\$1,000	0.00%
A	0000	42657 AQUACULTURE SALES	\$0	\$0	\$0	\$0	\$0	0.00%
A	0000	42660 SALES-FORT HILL CEMETERY	\$28,750	\$29,250	\$30,000	\$36,750	\$35,000	16.67%
A	0000	42661 SALES OF REAL PROPERTY	\$2,200,000	\$261,160	\$550,000	\$530,000	\$200,000	-63.64%
A	0000	42665 SALES OF EQUIPMENT	\$85,000	\$3,750	\$65,000	\$0	\$65,000	0.00%
A	0000	42680 INSURANCE RECOVERIES	\$10,975	\$16,781	\$10,000	\$7,777	\$10,000	0.00%
A	0000	42701 REFUNDS,PRIOR YR.APPROPRIATI	\$207	\$864	\$200	\$4,641	\$200	0.00%
A	0000	42702 DONATION-LAND ACQUISITION	\$500	\$0	\$0	\$0	\$0	0.00%



FUND: GENERAL FUND - WHOLE TOWN REVENUES

ACCOUNT		DESCRIPTION	2013 Actual	2014 Actual	2015 Adopted	2015 Actual YTD	2016 Adopted	% Change	
A	0000	42703	DONATIONS-RESIDENTIAL REPAIR	\$260	\$370	\$0	\$210	\$0	0.00%
A	0000	42705	SR.CITIZENS NUTRITION PROGRA	\$30,734	\$27,723	\$32,000	\$22,566	\$32,000	0.00%
A	0000	42706	FEE FOR SERVICES EISIP	\$6,027	\$5,784	\$6,000	\$5,932	\$6,000	0.00%
A	0000	42707	GIFTS AND DONATIONS	\$7,369	\$26,352	\$15,000	\$4,017	\$15,000	0.00%
A	0000	42708	DONATIONS-TRANSPORTATION	\$0	\$0	\$0	\$0	\$0	0.00%
A	0000	42709	ADULT DAY CARE DONATIONS (RESERVE)	\$4,508	\$4,488	\$30,000	\$7,811	\$8,500	-71.67%
A	0000	42710	PREMIUM ON OBLIGATIONS	\$7,745	\$6,488	\$20,000	\$49,721	\$20,000	0.00%
A	0000	42711	DONATIONS-NATURAL RESOURCE G	\$0	\$0	\$0	\$0	\$0	0.00%
A	0000	42712	PREMIUM & INT.ON BONDS	\$21,975	\$0	\$0	\$63,704	\$0	0.00%
A	0000	42716	DONATION-DUCK CREEK FARM	\$0	\$2,627	\$0	\$0	\$0	0.00%
A	0000	42769	DENTAL & OPTICAL PREMIUM REIMB	\$27,822	\$26,807	\$22,000	\$14,062	\$20,000	-9.09%
A	0000	42770	MISCELLANEOUS	\$10,147	\$99,542	\$20,000	\$17,779	\$22,000	10.00%
A	0000	42771	MEDICAL PREMIUM REIMBURSEMEN	\$191,443	\$205,511	\$195,000	\$164,397	\$210,000	7.69%
A	0000	42772	GRANT-ADULT DAY CARE	\$0	\$0	\$0	\$0	\$0	0.00%
A	0000	42775	GRANT-HATCHERY	\$15,122	\$15,744	\$15,000	\$0	\$15,000	0.00%
A	0000	42801	INTERFUND REV.-STREET LIGHTI	\$0	\$0	\$0	\$0	\$0	0.00%
A	0000	43001	STATE AID PER CAPITA	\$71,707	\$71,707	\$70,000	\$71,707	\$70,000	0.00%
A	0000	43005	STATE AID-MORTGAGE TAX	\$4,709,162	\$4,581,650	\$4,100,000	\$2,600,603	\$4,250,000	3.66%
A	0000	43381	STATE AID-ASSESS.CERT.TRAINI	\$0	\$1,828	\$0	\$0	\$0	0.00%
A	0000	43403	STATE AID-CLEAN AIR/CLEAN WA	\$4,000	\$4,000	\$0	\$0	\$0	0.00%
A	0000	43621	STATE AID-TRANS.ASSIST.PROG.	\$8,016	\$6,012	\$5,500	\$2,004	\$5,500	0.00%
A	0000	43655	STATE AID-ADULT DAY CARE	\$0	\$0	\$25,000	\$0	\$25,000	0.00%
A	0000	43657	STATE AID - LGE GRANTS	\$0	\$357,617	\$0	\$0	\$0	0.00%
A	0000	43775	STATE GRANT-HATCHERY	\$57,591	\$14,045	\$0	\$0	\$0	0.00%
A	0000	43989	STATE AID-HOME AID PROG./EIS	\$42,622	\$44,667	\$42,000	\$27,108	\$40,000	-4.76%
A	0000	43991	STATE AID-NATURAL RESOURCES	\$0	\$37,352	\$0	\$0	\$0	0.00%
A	0000	43994	STATE AID-RESIDENTIAL REPAIR	\$7,698	\$6,194	\$10,000	\$1,785	\$10,000	0.00%
A	0000	44775	FEDERAL GRANT - HATCHERY	\$21,210	\$0	\$0	\$0	\$0	0.00%
A	0000	44950	FED.AID-WILDLIFE	\$4,848	\$5,690	\$5,000	\$5,326	\$5,000	0.00%
A	0000	44960	FED.AID-STORMS	\$48,325	\$27,279	\$0	\$0	\$0	0.00%
A	0000	44961	FED.AID - OP SHEILD	\$10,727	\$2,500	\$8,000	\$0	\$8,000	0.00%
A	0000	44962	FED AID-HOMELAND SECURITY	\$23,221	\$0	\$0	\$0	\$0	0.00%
A	0000	44965	FED AID-NUTRITION	\$81,718	\$80,958	\$81,000	\$55,332	\$81,000	0.00%
A	0000	44970	FED.AID-ADULT DAY CARE	\$28,976	\$52,074	\$23,000	\$15,201	\$20,000	-13.04%
A	0000	44991	FED.AID-NATURAL RESOURCES	\$0	\$2,642	\$0	\$0	\$0	0.00%
A	0000	45030	INTERFUND TRANSFERS	\$71,000	\$137,020	\$71,500	\$0	\$72,000	0.70%
A	0000	45034	INTERFUND TRANSFERS-AIRPORT	\$178,369	\$178,369	\$216,254	\$0	\$250,155	15.68%
A	0000	45035	INTERFUND TRANSFER(CPF)	\$0	\$0	\$10,000	\$0	\$10,000	0.00%
A	0000	45037	TRANSF FROM REC CENTER RESERVE	\$0	\$0	\$15,000	\$0	\$15,000	0.00%
A	0000	45038	INTERFUND TRANSFER-HIGHWAY	\$253,180	\$249,973	\$256,776	\$0	\$262,526	2.24%
A	0000	45039	INTERFUND TRANSFER-SANITATION	\$269,130	\$256,445	\$259,684	\$0	\$261,494	0.70%
A	0000		Total	\$30,523,043	\$29,408,920	\$29,904,339	\$26,103,303	\$29,776,619	-0.43%

TOTALS:	\$30,523,043	\$29,408,920	\$29,904,339	\$26,103,303	\$29,776,619	-0.43%
----------------	---------------------	---------------------	---------------------	---------------------	---------------------	---------------



FUND: GENERAL FUND - WHOLE TOWN EXPENDITURES

ACCOUNT	DESCRIPTION	2013 Actual	2014 Actual	2015 Adopted	2015 Actual YTD	2016 Adopted	% Change
A 1010	TOWN BOARD (A)	\$441,204	\$485,081	\$491,391	\$400,231	\$492,841	0.29%
A 1110	JUSTICE COURT	\$1,117,031	\$988,996	\$1,039,091	\$763,785	\$1,073,555	3.32%
A 1220	TOWN SUPERVISOR	\$207,205	\$227,759	\$253,314	\$202,800	\$250,854	-0.97%
A 1315	FINANCE/BUDGET OFFICE	\$1,018,594	\$1,016,611	\$1,010,227	\$786,785	\$1,029,510	1.91%
A 1320	INDEPENDENT AUDIT	\$143,664	\$106,732	\$127,700	\$109,880	\$109,500	-14.25%
A 1330	TAX COLLECTION	\$208,969	\$279,711	\$228,866	\$183,613	\$249,234	8.90%
A 1345	PURCHASING	\$236,444	\$239,300	\$246,710	\$183,542	\$253,762	2.86%
A 1355	ASSESSOR	\$782,774	\$777,078	\$846,130	\$630,337	\$877,602	3.72%
A 1410	TOWN CLERK	\$728,964	\$664,335	\$788,628	\$499,704	\$770,312	-2.32%
A 1420	TOWN ATTORNEY (A)	\$556,110	\$621,658	\$639,469	\$461,448	\$671,066	4.94%
A 1440	TOWN ENGINEER (A)	\$105,864	\$106,622	\$108,616	\$76,670	\$156,479	44.07%
A 1620	BUILDINGS & GROUNDS (A)	\$2,679,630	\$2,587,891	\$2,733,765	\$2,024,413	\$2,732,931	-0.03%
A 1670	CENTRAL PRINTING & MAILING	\$0	\$36,676	\$42,000	\$30,305	\$64,000	52.38%
A 1680	INFORMATION TECHNOLOGY (A)	\$698,605	\$636,585	\$697,882	\$517,168	\$731,521	4.82%
A 1910	UNALLOCATED INSURANCE	\$320,033	\$325,760	\$333,183	\$402,779	\$357,500	7.30%
A 1920	MUNICIPAL ASSOCIATION DUES	\$1,800	\$1,800	\$1,800	\$1,800	\$1,950	8.33%
A 1930	JUDGEMENTS & CLAIMS	\$18,498	\$20,574	\$17,500	\$11,834	\$20,000	14.29%
A 1940	ACQUISITION OF LAND	\$58,391	\$2,436	\$62,000	\$60,699	\$62,000	0.00%
A 1950	TAXES & ASSESSMENTS - MUN PROP	\$18,983	\$2,368	\$5,000	\$4,725	\$5,000	0.00%
A 1990	RESERVE FOR CONTINGENCIES	\$0	\$0	\$225,000	\$0	\$245,204	8.98%
A 2620	EDUCATIONAL TELEVISION	\$751,047	\$637,480	\$637,480	\$512,000	\$677,480	6.27%
A 3125	MARINE PATROL	\$740,216	\$744,007	\$768,168	\$644,896	\$802,270	4.44%
A 3147	JUVENILE AID BUREAU	\$175,855	\$155,917	\$177,712	\$64,153	\$177,049	-0.37%
A 3510	ANIMAL CONTROL	\$242,788	\$236,440	\$260,194	\$176,050	\$241,680	-7.12%
A 3623	LICENSE REVIEW BOARD	\$19,214	\$19,977	\$20,957	\$14,955	\$20,254	-3.35%
A 3640	CIVIL DEFENSE	\$26,641	\$42,488	\$28,493	\$16,357	\$26,668	-6.41%
A 4210	SUBSTANCE ABUSE COUNSELING	\$50,000	\$50,000	\$50,000	\$45,687	\$50,000	0.00%
A 5010	SUPERINTENDENT OF HIGHWAYS	\$435,267	\$463,543	\$492,328	\$351,080	\$501,646	1.89%
A 5182	STREET LIGHTING	\$213,373	\$165,280	\$183,247	\$135,473	\$180,609	-1.44%
A 5650	OFF-STREET PARKING	\$62,881	\$107,690	\$40,800	\$63,611	\$60,000	47.06%
A 6055	ADULT DAY CARE	\$351,086	\$296,895	\$359,486	\$235,375	\$385,158	7.14%
A 6510	VETERANS SERVICES	\$4,973	\$3,419	\$4,000	\$2,089	\$4,000	0.00%
A 6772	NUTRITION PROGRAM FOR ELDERLY	\$526,269	\$531,102	\$585,308	\$448,955	\$591,995	1.14%
A 6773	HUMAN SERVICES	\$557,629	\$555,419	\$596,695	\$425,967	\$595,420	-0.21%
A 7010	ARTS & CULTURAL AFFAIRS	\$10,000	\$10,000	\$30,000	\$10,000	\$30,000	0.00%
A 7020	RECREATION ADMINISTRATION	\$611,647	\$647,067	\$690,901	\$542,290	\$690,486	-0.06%
A 7110	PARKS	\$626,897	\$593,337	\$657,913	\$496,961	\$712,645	8.32%
A 7140	RECREATION CENTER	\$590,000	\$590,000	\$590,000	\$295,000	\$590,000	0.00%
A 7180	BEACHES	\$545,214	\$535,082	\$584,042	\$584,423	\$650,439	11.37%
A 7310	YOUTH SERVICES	\$85,000	\$85,000	\$117,397	\$57,156	\$113,074	-3.68%
A 8510	COMMUNITY BEAUTIFICATION	\$3,999	\$3,000	\$3,000	\$0	\$20,000	566.67%
A 8600	DIV.OF PUBLIC SAFETY-MARINE	\$11,644	\$6,944	\$8,000	\$3,329	\$8,000	0.00%
A 8613	EAST HAMPTON HOUSING AUTHORITY	\$36,500	\$36,500	\$36,500	\$36,500	\$36,500	0.00%
A 8710	CONSERVATION - TOWN TRUSTEES	\$240,119	\$244,734	\$252,440	\$176,931	\$258,542	2.42%
A 8740	AQUACULTURE/HABITAT MGMT	\$390,761	\$392,750	\$413,880	\$299,629	\$416,344	0.60%
A 8790	NATURAL RESOURCES	\$620,887	\$609,601	\$609,301	\$366,130	\$643,897	5.68%



FUND: GENERAL FUND - WHOLE TOWN EXPENDITURES

ACCOUNT		DESCRIPTION	2013 Actual	2014 Actual	2015 Adopted	2015 Actual YTD	2016 Adopted	% Change
A	8800	LAND MANAGEMENT DIVISION	\$44,358	\$57,525	\$70,553	\$49,668	\$69,943	-0.86%
A	8810	CEMETERIES	\$469	\$2,839	\$5,000	\$4,259	\$5,000	0.00%
A	8850	FORT HILL CEMETERY	\$31,610	\$41,775	\$38,350	\$27,853	\$38,850	1.30%
A	8989	IN-HOME SERVICES	\$370,551	\$414,763	\$428,666	\$294,521	\$376,539	-12.16%
A	8991	SENIOR/HANDICAPPED TRANSPORT	\$513,470	\$497,481	\$552,815	\$377,622	\$559,034	1.13%
A	9000	EMPLOYEE BENEFITS	\$1,822,915	\$1,483,437	\$1,555,850	\$1,258,312	\$1,505,512	-3.24%
A	9700	BOND ANTICIPATION NOTES	\$8,668	\$158,324	\$407,055	\$338,697	\$394,415	-3.11%
A	9710	SERIAL BONDS	\$8,008,946	\$8,400,769	\$8,425,978	\$8,103,860	\$7,867,460	-6.63%
A	9901	INTERFUND TRANSFERS	\$721,367	\$587,617	\$323,556	\$205,364	\$320,888	-0.82%
TOTALS:			\$28,795,024	\$28,536,170	\$29,904,339	\$24,017,671	\$29,776,619	-0.43%

Department Summary

Department: TOWN BOARD (A)

Function: GENERAL
GOVERNMENT
Division: TOWN BOARD
Stage: Adopted Budget

Budget Year: 2016

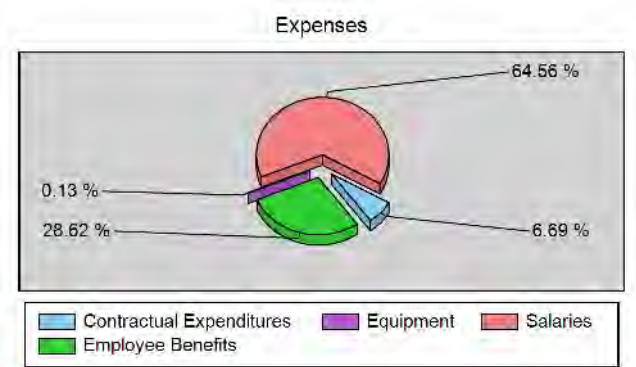
Accounting Reference: 1010

Mission Statement:

The Town Board exists to govern the Town of East Hampton and ensure the safety and well being of its residents through the implementation of a Town Code and by adopting and amending local laws as it deems necessary.

Department Responsibilities:

The Town Board is comprised of four Councilpersons and a Town Supervisor who are elected on a town-wide basis. The Town Board is the legislative body of the Town and is responsible for adoption of all local laws. It also makes operational, personnel and spending decisions. The Board is responsible for auditing all payments of bills (the warrant) and adopting a yearly budget. All advisory committees are created by the Town Board and members are appointed and sit at the pleasure of the Town Board. The Town Board conducts a formal business meeting twice a month and holds several work sessions per month and special meetings as needed.



2016 Town of East Hampton ADOPTED BUDGET



**DEPARTMENT: TOWN BOARD (A)
EXPENDITURES**

ACCOUNT			DESCRIPTION	2013 Actual	2014 Actual	2015 Adopted	2015 Actual YTD	2016 Adopted	% Chg
A	1010	51100	FULL-TIME SALARIES	\$294,514	\$295,655	\$301,569	\$266,739	\$307,601	2.0%
A	1010	51103	LONGEVITY	\$3,000	\$3,100	\$3,200	\$0	\$3,300	3.1%
A	1010	51200	PART TIME SALARIES	\$7,300	\$7,300	\$7,300	\$6,283	\$7,300	0.0%
A	1010	52200	OFFICE EQUIPMENT	\$0	\$0	\$500	\$182	\$500	0.0%
A	1010	52600	OTHER EQUIPMENT	\$0	\$0	\$150	\$0	\$150	0.0%
A	1010	54100	OFFICE EXPENSE	\$2,190	\$1,421	\$2,000	\$709	\$2,000	0.0%
A	1010	54155	COMPUTER SOFTWARE	\$0	\$12,300	\$12,300	\$10,250	\$12,300	0.0%
A	1010	54210	CONFERENCES & DUES	\$85	\$0	\$200	\$0	\$200	0.0%
A	1010	54300	TELEPHONE	\$2,731	\$1,006	\$2,400	\$1,320	\$2,400	0.0%
A	1010	54400	LEASE OF EQUIPMENT	\$297	\$0	\$1,000	\$0	\$1,000	0.0%
A	1010	54500	SUBCONTRACT COSTS	\$12,300	\$0	\$0	\$0	\$0	0.0%
A	1010	54560	MOTOR VEHICLE REPAIRS & SUPP	\$199	\$293	\$150	\$53	\$150	0.0%
A	1010	54562	FUEL - MOTOR VEHICLE	\$80	\$158	\$400	\$129	\$400	0.0%
A	1010	54709	MTA TAX DUE	\$1,037	\$1,041	\$1,061	\$928	\$1,071	0.9%
A	1010	54882	ANTI-BIAS TASK FORCE	\$925	\$390	\$1,000	\$0	\$1,000	0.0%
A	1010	54943	DISABILITIES ADVISORY COMMIT	\$0	\$0	\$1,500	\$234	\$1,500	0.0%
A	1010	54988	MTK. VILLAGE ASS'N IMPROVEME	\$0	\$10,000	\$10,000	\$0	\$10,000	0.0%
A	1010	54996	EAST HAMPTON ARTS COUNCIL	\$0	\$0	\$2,000	\$0	\$2,000	0.0%
A	1010	59010	NYS RETIREMENT	\$60,636	\$62,665	\$47,976	\$34,479	\$41,436	-13.6%
A	1010	59030	SOCIAL SECURITY & MEDICARE	\$23,319	\$23,414	\$23,873	\$20,886	\$24,090	0.9%
A	1010	59060	HEALTH INSURANCE	\$27,723	\$59,768	\$65,880	\$52,362	\$67,437	2.4%
A	1010	59090	DENTAL/OPTICAL BENEFITS	\$4,869	\$6,571	\$6,932	\$5,677	\$7,006	1.1%
TOTALS:				\$441,204	\$485,081	\$491,391	\$400,231	\$492,841	0.3%

Department Position Costing Summary

Budget Year: 2016

Department:	TOWN BOARD (A)	Stage:	Adopted Budget
Scenario:	Main	Status:	Active
Function:	GENERAL GOVERNMENT		
Division:	TOWN BOARD		

Full-Time Positions	Profile Name	Pay Grade	Step	Total Salary	Total Benefits	Salary + Benefits	FTE
COUNCILPERSON	EL	8477-0253	1	65,530	30,322	95,851	1.00
COUNCILPERSON	EL	8477-2495	1	65,530	41,134	106,664	1.00
COUNCILPERSON	EL	8477-1589	1	65,530	16,048	81,578	1.00
COUNCILPERSON	EL	8477-1255	1	65,530	28,184	93,714	1.00
LEGISLATIVE SECRETARY	NR	9805-0076	1	45,481	26,574	72,055	1.00
Total Full-Time				307,601	142,262	449,863	5.00

Part-Time Positions	Profile Name	Pay Grade	Step	Total Salary	Total Benefits	Salary + Benefits	FTE
SECRETARY - ETHICS BOARD	STIPENDS	0000-0049	1	2,500	712	3,212	
SECRETARY - NATURE PRESERVE	STIPENDS	0000-1595	1	4,800	1,366	6,166	
Total Part-Time				7,300	2,078	9,378	0.00

Grand Total				314,901	144,340	459,241	5.00
--------------------	--	--	--	----------------	----------------	----------------	-------------

Department Summary

Department: JUSTICE COURT

Function: GENERAL
GOVERNMENT

Budget Year: 2016

Division: JUSTICE COURT

Accounting Reference: 1110

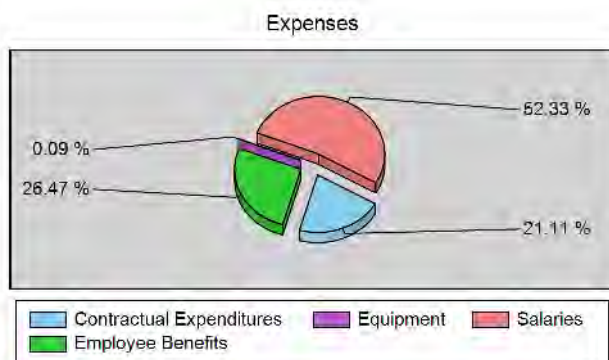
Stage: Adopted Budget

Mission Statement:

The Town Justice Court's two elected Justices adjudicate various alleged violations of local and state law in a fair and unbiased manner.

Department Responsibilities:

The Town Justice Court is responsible for the administration of justice and adjudication of cases related to Town Code and local ordinances. The Court and its offices are located in the Justice Court Building at 159 Pantigo Road.



2016 Town of East Hampton ADOPTED BUDGET



DEPARTMENT: JUSTICE COURT EXPENDITURES

ACCOUNT			DESCRIPTION	2013 Actual	2014 Actual	2015 Adopted	2015 Actual YTD	2016 Adopted	% Chg
A	1110	51100	FULL-TIME SALARIES	\$454,773	\$413,546	\$432,507	\$352,520	\$444,370	2.7%
A	1110	51103	LONGEVITY	\$14,000	\$11,600	\$12,100	\$0	\$12,700	5.0%
A	1110	51200	PART TIME SALARIES	\$90,624	\$92,266	\$95,013	\$86,402	\$104,675	10.2%
A	1110	52450	COMPUTER EQUIPMENT	\$102	\$513	\$700	\$0	\$950	35.7%
A	1110	54100	OFFICE EXPENSE	\$1,799	\$2,798	\$2,500	\$1,439	\$3,100	24.0%
A	1110	54130	BOOKS/PUBLICATIONS	\$5,634	\$7,157	\$6,859	\$2,028	\$7,360	7.3%
A	1110	54140	PRINTING	\$2,446	\$2,148	\$3,400	\$1,688	\$3,400	0.0%
A	1110	54155	COMPUTER SOFTWARE	\$1,050	\$1,649	\$950	\$0	\$1,087	14.4%
A	1110	54200	TRAVEL CONFERENCES & DUES	\$1,196	\$1,781	\$2,000	\$1,836	\$3,000	50.0%
A	1110	54300	TELEPHONE	\$2,798	\$2,603	\$3,060	\$2,313	\$3,156	3.1%
A	1110	54400	LEASE OF EQUIPMENT	\$864	\$827	\$2,400	\$600	\$2,400	0.0%
A	1110	54500	SUBCONTRACT COSTS	\$184,042	\$102,813	\$100,000	\$81,311	\$120,666	20.7%
A	1110	54503	OUTSIDE STENOGRAPHY	\$36,899	\$37,710	\$42,000	\$33,100	\$45,400	8.1%
A	1110	54520	OUTSIDE PROFESSIONAL	\$23,455	\$30,575	\$31,000	\$27,150	\$33,600	8.4%
A	1110	54600	UNIFORMS	\$1,186	\$2,493	\$1,000	\$541	\$1,000	0.0%
A	1110	54620	MAINTENANCE OF OFFICE EQUIP	\$2,500	\$3,679	\$2,500	\$3,248	\$2,500	0.0%
A	1110	54709	MTA TAX DUE	\$1,902	\$1,759	\$1,835	\$1,492	\$1,897	3.4%
A	1110	59010	NYS RETIREMENT	\$92,119	\$92,462	\$87,763	\$0	\$75,202	-14.3%
A	1110	59030	SOCIAL SECURITY & MEDICARE	\$42,794	\$39,582	\$41,281	\$33,578	\$42,690	3.4%
A	1110	59060	HEALTH INSURANCE	\$142,644	\$127,481	\$156,360	\$123,185	\$150,390	-3.8%
A	1110	59090	DENTAL/OPTICAL BENEFITS	\$14,203	\$13,553	\$13,863	\$11,354	\$14,012	1.1%
TOTALS:				\$1,117,031	\$988,996	\$1,039,091	\$763,785	\$1,073,555	3.3%

Department Position Costing Summary

Budget Year: 2016

Department:	JUSTICE COURT	Stage:	Adopted Budget
Scenario:	Main	Status:	Active
Function:	GENERAL GOVERNMENT		
Division:	JUSTICE COURT		

Full-Time Positions	Profile Name	Pay Grade	Step	Total Salary	Total Benefits	Salary + Benefits	FTE
CLERK TYPIST	CSEA	12	2	33,525	9,962	43,487	1.00
<i>Upgrade to Account Clerk Typist</i>		16	0	2,560	665	3,225	
CLERK TYPIST	CSEA	12	1	32,873	8,051	40,923	1.00
CLERK TYPIST - SPANISH SPEAKING	CSEA	12	1	32,873	20,186	53,059	1.00
JUSTICE COURT CLERK	CSEA	18	5	41,892	37,895	79,788	1.00
JUSTICE COURT DIRECTOR	CSEA	30	2	56,614	42,501	99,115	1.00
SR. JUSTICE CLERK	CSEA	22	2	44,501	39,034	83,535	1.00
SR. JUSTICE CLERK	CSEA	22	5	47,241	40,205	87,446	1.00
TOWN JUSTICE	EL	J100-1238	1	76,145	43,734	119,879	1.00
TOWN JUSTICE	EL	J100-2061	1	76,145	43,734	119,879	1.00
Total Full-Time				444,370	285,966	730,335	9.00

Part-Time Positions	Profile Name	Pay Grade	Step	Total Salary	Total Benefits	Salary + Benefits	FTE
PART-TIME/SEASONAL				95,675	8,364	104,039	
COURT ATTENDANT	STIPENDS	0000-0201	1	3,000	854	3,854	
COURT ATTENDANT	STIPENDS	0000-0031	1	3,000	854	3,854	
COURT ATTENDANT	STIPENDS	0000-0114	1	3,000	854	3,854	
Total Part-Time				104,675	10,926	115,601	0.00

Grand Total				549,045	296,892	845,936	9.00
--------------------	--	--	--	----------------	----------------	----------------	-------------

Department Summary

Department: TOWN SUPERVISOR

Function: GENERAL
GOVERNMENT

Budget Year: 2016

Division: TOWN SUPERVISOR

Accounting Reference: 1220

Stage: Adopted Budget

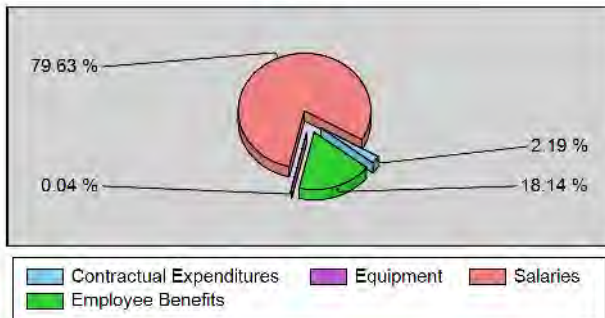
Mission Statement:

The Town Supervisor is responsible for the orderly and professional management of the Town and for being the lead in ensuring the safety and well-being of all residents.

Department Responsibilities:

The Town Supervisor is elected every two years on a town-wide basis and is the Chief Operating Officer of the Town. The Supervisor, by Town Law, is recognized as the Chief Fiscal Officer of the Town. The Supervisor is part of the legislative Town Board but is also the chief administrator and day to day manager of the Town government. Among the many ministerial duties of the Town Supervisor, he or she signs checks, contracts and agreements on behalf of the Town Board as required. The Supervisor also represents the Town at inter-municipal meetings and forums, in meetings with State and Federal officials, and at various community functions. The Supervisor is also responsible for developing the yearly budget, which is then presented to the Town Board for review and adoption. The Supervisor is the leader of the Town's emergency service efforts and responses to natural disasters and other matters adversely affecting the Town.

Expenses



2016 Town of East Hampton ADOPTED BUDGET



DEPARTMENT: TOWN SUPERVISOR EXPENDITURES

ACCOUNT			DESCRIPTION	2013 Actual	2014 Actual	2015 Adopted	2015 Actual YTD	2016 Adopted	% Chg
A	1220	51100	FULL-TIME SALARIES	\$135,696	\$166,622	\$192,792	\$170,547	\$199,748	3.6%
A	1220	51200	PART TIME SALARIES	\$12,694	\$0	\$0	\$0	\$0	0.0%
A	1220	52100	FURNITURE & FIXTURES	\$0	\$0	\$100	\$0	\$100	0.0%
A	1220	52450	COMPUTER EQUIPMENT	\$0	\$2,517	\$0	\$0	\$0	0.0%
A	1220	54100	OFFICE EXPENSE	\$866	\$700	\$700	\$232	\$0	-100.0%
A	1220	54300	TELEPHONE	\$864	\$292	\$1,200	\$340	\$1,200	0.0%
A	1220	54400	LEASE OF EQUIPMENT	\$1,822	\$3,935	\$2,500	\$2,209	\$2,500	0.0%
A	1220	54405	LEASED VEHICLE	\$7,440	\$7,440	\$7,440	(\$115)	\$0	-100.0%
A	1220	54560	MOTOR VEHICLE REPAIRS & SUPP	\$176	\$82	\$300	\$112	\$300	0.0%
A	1220	54562	FUEL - MOTOR VEHICLE	\$3,226	\$1,394	\$1,700	\$590	\$1,500	-11.8%
A	1220	54709	MTA TAX DUE	\$505	\$567	\$655	\$580	\$679	3.6%
A	1220	59010	NYS RETIREMENT	\$30,748	\$19,111	\$17,392	\$4,348	\$15,658	-10.0%
A	1220	59030	SOCIAL SECURITY & MEDICARE	\$11,352	\$12,746	\$14,749	\$13,047	\$15,281	3.6%
A	1220	59060	HEALTH INSURANCE	\$1,691	\$9,275	\$10,320	\$8,072	\$10,384	0.6%
A	1220	59090	DENTAL/OPTICAL BENEFITS	\$127	\$3,078	\$3,466	\$2,838	\$3,503	1.1%
TOTALS:				\$207,205	\$227,759	\$253,314	\$202,800	\$250,854	-1.0%

Department Position Costing Summary

Budget Year: 2016

Department: TOWN SUPERVISOR
Scenario: Main
Function: GENERAL GOVERNMENT
Division: TOWN SUPERVISOR

Stage: Adopted Budget
Status: Active

Full-Time Positions	Profile Name	Pay Grade	Step	Total Salary	Total Benefits	Salary + Benefits	FTE
EXECUTIVE ASSISTANT	NR	9981-2093	1	40,800	9,992	50,792	1.00
SECRETARY (ASSISTANT TO THE SUPERVISOR)	NR	0095-2500	1	54,100	25,385	79,485	1.00
SUPERVISOR	EL	8497-0520	1	104,848	10,129	114,977	1.00
Total Full-Time				199,748	45,506	245,254	3.00

Department Summary

Department: FINANCE/BUDGET OFFICE

Function: GENERAL GOVERNMENT

Budget Year: 2016

Division: FINANCE/BUDGET OFFICE

Accounting Reference: 1315

Stage: Adopted Budget

Mission Statement:

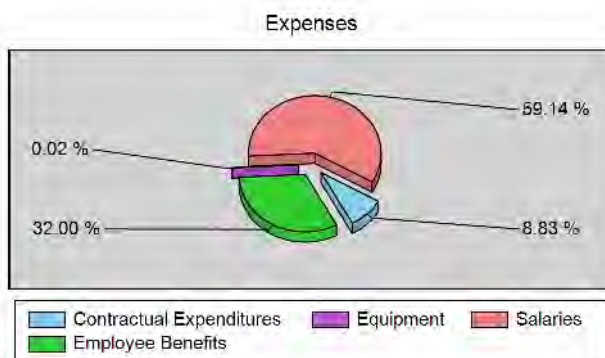
The Finance / Budget Office in East Hampton Town government is multipurpose and vertically organized under the direction of the Town Budget Office. The Finance/Budget Office has a fiduciary responsibility to the residents and taxpayers of the Town of East Hampton to ensure all matters involving Town finances are executed in a transparent and professional manner, adhering to all accounting and management standards established by State and Federal governments as well as the professional organizations in the areas of accounting and municipal finance.

Department Responsibilities:

The Finance/Budget Office is broken down into multiple units. Internal Audit; Payroll/Personnel; Accounts Receivable; Accounts Payable; and Budget Formulation fall within the Finance/Budget Office section of the operation. Information Technology, Purchasing and the Tax Receivables Office, although not included in the Finance/Budget Office section, are nonetheless under the management of the Budget Officer.

In 2012, the Finance/Budget Office absorbed what were the Human Resources/Personnel function and the Grants Analysis function directly, and added an Internal Audit Unit. The purpose of these organizational actions was to realize operational efficiencies and establish a new function (Internal Audit) to strengthen and ensure proper internal controls and improve financial conditions in the town.

The Finance/Budget Office is, among other things, responsible for: all payments by the town to vendors (along with the Town Clerk who prepares the warrant); the receipt and accounting of all revenue; processing of all payrolls; coordinating with outside bond counsel and financial advisors in overseeing debt sales; making quarterly tax payments and filing quarterly returns; issuing W-2s and 1099s; making debt service payments; processing new hires; coordinating with County Civil Service; administering benefits; maintaining personnel files; posting all journal entries; performing all bank reconciliations; monitoring spending and the budget; identifying the need for budget modifications and submitting the modifications for town board approval; disseminating budget information; developing the yearly operating and capital budgets; applying for grants; monitoring grant applications; maintaining the town website; conducting internal audits of town operations; ensuring proper internal controls over various financial activities; coordinating and administering all commercial and health insurance; overseeing worker's compensation and coordinating with the town plan administrator; preparing the County Tax Warrant; disbursing tax revenue to various taxing districts in the Town; preparing corrective action plans in response to outside audit findings; and ensuring compliance with State reporting requirements related to deficit financing.



Key Performance Indicators	2013 Actual	2014 Actual	2015 Projected	2016 Target
Bank Account Reconciliations (monthly)	57	49	49	49
Journal Entries Posted	4,461	4,937	4,532	4,643
Paychecks Processed	11,496	11,648	11,403	11,516
Payrolls Processed	73	70	69	71
State & Federal Aid	\$8,180,491	\$7,780,319	\$7,780,644	\$7,913,818
Tax Dollars Disbursed	\$153.6 M	\$158.4 M	\$161.8 M	-
Vendor Checks Processed	5,453	6,058	5,482	5,664
Warrants Processed	69	55	64	63

2016 Town of East Hampton ADOPTED BUDGET



**DEPARTMENT: FINANCE/BUDGET OFFICE
EXPENDITURES**

ACCOUNT			DESCRIPTION	2013 Actual	2014 Actual	2015 Adopted	2015 Actual YTD	2016 Adopted	% Chg
A	1315	51100	FULL-TIME SALARIES	\$571,034	\$531,030	\$557,193	\$476,538	\$583,750	4.8%
A	1315	51103	LONGEVITY	\$10,500	\$10,200	\$9,500	\$0	\$14,150	48.9%
A	1315	51200	PART TIME SALARIES	\$0	\$22,707	\$7,500	\$11,337	\$8,500	13.3%
A	1315	51300	OVERTIME	\$852	\$12,896	\$2,500	\$7,929	\$2,500	0.0%
A	1315	52200	OFFICE EQUIPMENT	\$240	\$0	\$250	\$104	\$250	0.0%
A	1315	52450	COMPUTER EQUIPMENT	\$0	\$1,910	\$0	\$0	\$0	0.0%
A	1315	54100	OFFICE EXPENSE	\$8,815	\$6,576	\$7,500	\$4,206	\$6,000	-20.0%
A	1315	54140	PRINTING	\$88	\$0	\$250	\$0	\$250	0.0%
A	1315	54200	TRAVEL CONFERENCES & DUES	\$2,349	\$3,050	\$3,500	\$2,549	\$6,100	74.3%
A	1315	54210	CONFERENCES & DUES	\$200	\$347	\$1,350	\$1,200	\$1,350	0.0%
A	1315	54300	TELEPHONE	\$3,000	\$1,906	\$2,000	\$1,812	\$2,000	0.0%
A	1315	54400	LEASE OF EQUIPMENT	\$7,543	\$6,698	\$8,000	\$5,131	\$8,200	2.5%
A	1315	54500	SUBCONTRACT COSTS	\$15,213	\$5,044	\$9,000	\$3,783	\$7,000	-22.2%
A	1315	54520	OUTSIDE PROFESSIONAL	\$78,624	\$86,792	\$65,000	\$57,113	\$60,000	-7.7%
A	1315	54709	MTA TAX DUE	\$1,980	\$1,961	\$1,961	\$1,695	\$2,022	3.1%
A	1315	59010	NYS RETIREMENT	\$116,638	\$121,048	\$110,063	\$31,025	\$96,769	-12.1%
A	1315	59030	SOCIAL SECURITY & MEDICARE	\$44,553	\$44,127	\$44,117	\$38,136	\$45,498	3.1%
A	1315	59060	HEALTH INSURANCE	\$143,982	\$147,180	\$166,680	\$132,873	\$171,159	2.7%
A	1315	59090	DENTAL/OPTICAL BENEFITS	\$12,984	\$13,139	\$13,863	\$11,354	\$14,012	1.1%
TOTALS:				\$1,018,594	\$1,016,611	\$1,010,227	\$786,785	\$1,029,510	1.9%

Department Position Costing Summary

Budget Year: 2016

Department: FINANCE/BUDGET OFFICE
 Scenario: Main
 Function: GENERAL GOVERNMENT
 Division: FINANCE/BUDGET OFFICE

Stage: Adopted Budget
 Status: Active

Full-Time Positions	Profile Name	Pay Grade	Step	Total Salary	Total Benefits	Salary + Benefits	FTE
ACCOUNT CLERK	CSEA	14	1	40,380	34,975	75,355	1.00
ACCOUNTANT	CSEA	28	0	60,294	26,902	87,195	1.00
CHIEF AUDITOR	DH	0234-2127	1	100,509	36,999	137,508	1.00
GRANTS COORDINATOR	CSEA	26	6	62,509	42,444	104,953	1.00
PERSONNEL ASSISTANT	CSEA	24	4	49,999	26,431	76,429	1.00
PRINCIPAL ACCOUNT CLERK	CSEA	21	4	51,050	40,138	91,188	1.00
PRINCIPAL CLERK	CSEA	19	3	42,004	37,423	79,427	1.00
SENIOR ACCOUNTANT	CSEA	30	4	68,690	43,458	112,148	1.00
TOWN BUDGET OFFICER	NR	0291-0043	1	108,315	53,512	161,827	1.00
Total Full-Time				583,750	342,281	926,031	9.00
PART-TIME/SEASONAL				8,500	679	9,179	
OVERTIME				2,500	650	3,150	
Grand Total				594,750	343,610	938,360	9.00

Department Summary

Department: INDEPENDENT AUDIT

Function: GENERAL
Division: INDEPENDENT AUDIT
Stage: Adopted Budget

Budget Year: 2016
Accounting Reference: 1320

Mission Statement:

To ensure that the financial statements of the Town are professionally audited by an accredited accounting firm selected by the Town Board and that the audit meets all standards set by the Comptroller General of the United States. The audit must meet all State and Federal reporting requirements. The Town now incorporates the yearly audit into a Comprehensive Audit and Financial Report that includes additional financial, demographic and operational information about the Town beyond what is in the audit report alone.

Department Responsibilities:

To pay for the expense of the yearly independent audit that is required by State and Federal accounting and reporting requirements.



DEPARTMENT: INDEPENDENT AUDIT EXPENDITURES

ACCOUNT				2013 Actual	2014 Actual	2015 Adopted	2015 Actual YTD	2016 Adopted	% Chg
A	1320	54520	OUTSIDE PROFESSIONAL	\$143,664	\$106,732	\$127,700	\$109,880	\$109,500	-14.3%
TOTALS:				\$143,664	\$106,732	\$127,700	\$109,880	\$109,500	-14.3%

Department Summary

Department: TAX COLLECTION

Function: GENERAL
GOVERNMENT
Division: TAX COLLECTION
Stage: Adopted Budget


Budget Year: 2016
Accounting Reference: 1330

Mission Statement:

The Tax Collection Office, headed by the Tax Receiver, is responsible for generating and distributing all tax bills and collecting all taxes for the Town, School Districts, Fire Districts, and Special Improvement Districts. The Tax Collection Office is not a policy making office.

Department Responsibilities:

The Tax Collection Office is responsible for all information and data entry that leads to the mailing of tax bills, collecting monies, and posting information to each homeowner's file. The Tax Collection Office also makes all corrections to current year's tax bills, keeps a log of any payments that are short or over, and issues refunds to banks or owners if they overpaid. The Tax Collection Office is required to mail out up to 3 notices reminding owners that they or their bank have not paid and supply them with penalty amounts.



Key Performance Indicators	2013 Actual	2014 Actual	2015 Projected	2016 Target
Delinquents Referred to County	\$5.5 M	5.8 M	\$5.2 M	\$5.0 M
Tax Bills Mailed	25000	23000	23587	24000
Tax Dollars Collected	\$160.7 M	\$160.7 M	\$164.1 M	\$165.0 M

2016 Town of East Hampton ADOPTED BUDGET



**DEPARTMENT: TAX COLLECTION
EXPENDITURES**

ACCOUNT			DESCRIPTION	2013 Actual	2014 Actual	2015 Adopted	2015 Actual YTD	2016 Adopted	% Chg
A	1330	51100	FULL-TIME SALARIES	\$93,474	\$140,345	\$112,919	\$102,230	\$125,673	11.3%
A	1330	51103	LONGEVITY	\$6,783	\$6,325	\$3,500	\$0	\$3,600	2.9%
A	1330	51200	PART TIME SALARIES	\$19,097	\$27,980	\$34,502	\$21,755	\$33,230	-3.7%
A	1330	51300	OVERTIME	\$0	\$12,928	\$0	\$0	\$0	0.0%
A	1330	52450	COMPUTER EQUIPMENT	\$3,060	\$2,028	\$5,204	\$3,271	\$1,772	-65.9%
A	1330	54100	OFFICE EXPENSE	\$2,440	\$2,151	\$2,500	\$1,858	\$2,500	0.0%
A	1330	54110	ADVERTISING	\$58	\$21	\$250	\$0	\$250	0.0%
A	1330	54140	PRINTING	\$7,751	\$7,167	\$8,000	\$4,688	\$8,607	7.6%
A	1330	54300	TELEPHONE	\$3,010	\$2,186	\$3,000	\$2,267	\$3,000	0.0%
A	1330	54400	LEASE OF EQUIPMENT	\$83	\$124	\$0	\$0	\$200	100.0%
A	1330	54709	MTA TAX DUE	\$406	\$638	\$513	\$412	\$540	5.3%
A	1330	59010	NYS RETIREMENT	\$19,904	\$22,631	\$22,580	\$5,645	\$20,736	-8.2%
A	1330	59030	SOCIAL SECURITY & MEDICARE	\$9,131	\$14,350	\$11,545	\$9,278	\$12,156	5.3%
A	1330	59060	HEALTH INSURANCE	\$40,528	\$37,766	\$22,620	\$30,790	\$35,219	55.7%
A	1330	59090	DENTAL/OPTICAL BENEFITS	\$3,246	\$3,072	\$1,733	\$1,419	\$1,751	1.1%
TOTALS:				\$208,969	\$279,711	\$228,866	\$183,613	\$249,234	8.9%

Department Position Costing Summary

Budget Year: 2016

Department:	TAX COLLECTION	Stage:	Adopted Budget
Scenario:	Main	Status:	Active
Function:	GENERAL GOVERNMENT		
Division:	TAX COLLECTION		

Full-Time Positions	Profile Name	Pay Grade	Step	Total Salary	Total Benefits	Salary + Benefits	FTE
DEPUTY TAX RECEIVER	NR	9961-0242	1	50,673	41,095	91,768	1.00
TAX RECEIVER	DH	8441-2557	1	75,000	30,252	105,252	1.00
Total Full-Time				125,673	71,347	197,020	2.00

Part-Time Positions	Profile Name	Pay Grade	Step	Total Salary	Total Benefits	Salary + Benefits	FTE
PT CLERK	PT	11PT-2522	1	6,174	493	6,667	0.19
PT SENIOR TAX CASHIER	PT	014A-0417	1	7,711	616	8,327	0.24
PT SENIOR TAX CASHIER	PT	014A-1762	1	11,134	890	12,024	0.34
PT TAX CASHIER	PT	014P-0326	1	8,211	656	8,867	0.26
Part-Time				33,230	2,655	35,885	1.03

Grand Total				158,903	74,002	232,905	3.03
--------------------	--	--	--	----------------	---------------	----------------	-------------

Department Summary

Department: PURCHASING

Function: GENERAL
GOVERNMENT
Division: PURCHASING
Stage: Adopted Budget

Budget Year: 2016

Accounting Reference: 1345

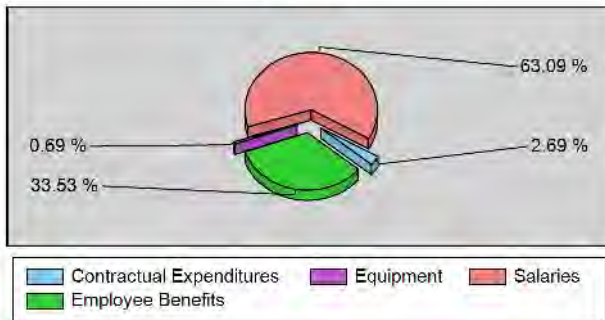
Mission Statement:

The Purchasing Department implements of the Town's Purchasing Policy in the acquisition of goods and services. The Purchasing Department ensures that the procurement process is fair and equitable. The Department dedicates itself to the procurement of the right goods & services at the right price for the various Town Departments in a timely manner assuring the prudent & economical use of public monies while upholding all laws & regulations of NYS General Municipal Law & the Town of East Hampton in the process.

Department Responsibilities:

The Purchasing Department performs the following tasks: Interviewing vendors and explaining purchasing procedures; writing bid specifications and RFPS; analyzing and evaluating competitive bids – recommending and awarding to the lowest responsible responsive bidder; maintaining vendor files; recording bids submitted; locating new contracts and new sources of supply – i.e. State, County or Cooperative Contracts; scheduling delivery dates and following up on delayed deliveries; monitoring all copier contracts and expiration dates for the Town's departments and negotiating new terms with vendors when contracts expire; tracking all annual contracts for the Town and renewing or rebidding as they expire; obtaining the greatest possible revenue from the disposal of byproducts and of surplus, damaged, scrap or obsolete materials and equipment (usually by auction); furnishing members of management with timely information and advising them about how market conditions and trends could affect the future availability and price of any needed materials, supplies, tools, equipment and services. The department also issues and updates purchasing guidelines that are published in an official Purchasing Manual for the Town.

Expenses



Key Performance Indicators	2013 Actual	2014 Actual	2015 Projected	2016 Target
Purchase Orders Issued	2,796	2,805	2,856	3,000
Bids Solicited	41	50	60	65
Request for Proposals Offered	7	12	20	15
Disposal of Obsolete Surplus and/or Scrap Materials	\$46,560	\$3,750	\$40,000	\$30,000

2016 Town of East Hampton ADOPTED BUDGET



DEPARTMENT: PURCHASING EXPENDITURES

ACCOUNT			DESCRIPTION	2013 Actual	2014 Actual	2015 Adopted	2015 Actual YTD	2016 Adopted	% Chg
A	1345	51100	FULL-TIME SALARIES	\$126,594	\$128,016	\$130,688	\$110,659	\$136,559	4.5%
A	1345	51103	LONGEVITY	\$3,300	\$3,300	\$4,300	\$0	\$5,150	19.8%
A	1345	51200	PART TIME SALARIES	\$16,898	\$17,470	\$18,034	\$11,813	\$18,394	2.0%
A	1345	52100	FURNITURE & FIXTURES	\$0	\$0	\$0	\$0	\$750	100.0%
A	1345	52200	OFFICE EQUIPMENT	\$0	\$0	\$700	\$104	\$1,000	42.9%
A	1345	52450	COMPUTER EQUIPMENT	\$0	\$1,028	\$0	\$0	\$0	0.0%
A	1345	54100	OFFICE EXPENSE	\$3,242	\$2,975	\$3,050	\$2,971	\$3,100	1.6%
A	1345	54110	ADVERTISING	\$980	\$1,476	\$1,200	\$1,502	\$2,100	75.0%
A	1345	54200	TRAVEL CONFERENCES & DUES	\$742	\$766	\$780	\$285	\$700	-10.3%
A	1345	54300	TELEPHONE	\$1,100	\$108	\$108	\$99	\$108	0.0%
A	1345	54400	LEASE OF EQUIPMENT	\$1,830	\$811	\$832	\$743	\$816	-1.9%
A	1345	54709	MTA TAX DUE	\$499	\$506	\$520	\$416	\$527	1.3%
A	1345	59010	NYS RETIREMENT	\$26,256	\$26,908	\$26,086	\$6,522	\$22,532	-13.6%
A	1345	59030	SOCIAL SECURITY & MEDICARE	\$11,230	\$11,382	\$11,706	\$9,369	\$11,854	1.3%
A	1345	59060	HEALTH INSURANCE	\$40,528	\$41,199	\$45,240	\$36,219	\$46,668	3.2%
A	1345	59090	DENTAL/OPTICAL BENEFITS	\$3,246	\$3,355	\$3,466	\$2,838	\$3,503	1.1%
TOTALS:				\$236,444	\$239,300	\$246,710	\$183,542	\$253,762	2.9%

Department Position Costing Summary

Budget Year: 2016

Department:	PURCHASING	Stage:	Adopted Budget
Scenario:	Main	Status:	Active
Function:	GENERAL GOVERNMENT		
Division:	PURCHASING		

Full-Time Positions	Profile Name	Pay Grade	Step	Total Salary	Total Benefits	Salary + Benefits	FTE
ADMIN.ASST	CSEA	26	4	60,059	41,844	101,903	1.00
SR. PURCHASING AGENT	DH	344-0752	1	76,500	46,921	123,421	1.00
Total Full-Time				136,559	88,765	225,324	2.00

Part-Time Positions	Profile Name	Pay Grade	Step	Total Salary	Total Benefits	Salary + Benefits	FTE
PT SENIOR CLERK	PT	0029-2159	1	18,394	1,470	19,864	0.50
Total Part-Time				18,394	1,470	19,864	0.50

Grand Total				154,954	90,235	245,188	2.50
--------------------	--	--	--	----------------	---------------	----------------	-------------

Department Summary

Department: ASSESSOR

Function: GENERAL
GOVERNMENT
Division: ASSESSOR
Stage: Adopted Budget

Budget Year: 2016

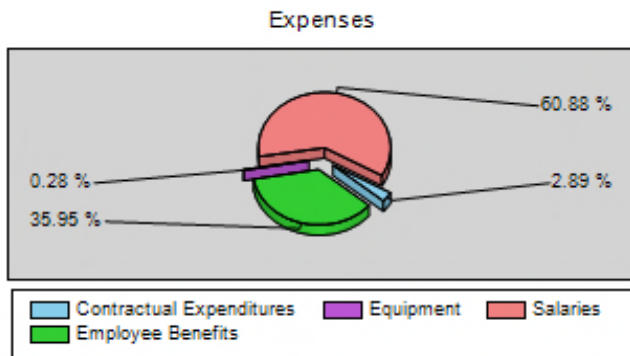
Accounting Reference: 1355

Mission Statement:

The Assessor's Office fairly and equitably values improved and unimproved properties within the Town and Villages.

Department Responsibilities:

The Assessor's Office consists of three elected assessors plus staff. The department is responsible for the town-wide (including the village) tax assessment of real property. The tax roll is updated by the assessors on an annual basis. The yearly "final" roll issued by July 1 of each year is used in the computation of tax rates for the various Town funds and districts.



Key Performance Indicators	2013	2014	2015
	Actual	Actual	Projected
Certioraris filed	647	727	772
Grievances filed	2,291	2,415	2,168
Small Claims Assessment Reviews (SCAR) filed	1,179	1,281	1,032

2016 Town of East Hampton ADOPTED BUDGET



DEPARTMENT: ASSESSOR EXPENDITURES

ACCOUNT			DESCRIPTION	2013 Actual	2014 Actual	2015 Adopted	2015 Actual YTD	2016 Adopted	% Chg
A	1355	51100	FULL-TIME SALARIES	\$429,302	\$436,667	\$472,052	\$404,317	\$503,835	6.7%
A	1355	51103	LONGEVITY	\$5,200	\$8,000	\$8,500	\$0	\$9,250	8.8%
A	1355	51200	PART TIME SALARIES	\$20,321	\$16,387	\$20,868	\$7,817	\$21,166	1.4%
A	1355	51300	OVERTIME	\$0	\$332	\$0	\$129	\$0	0.0%
A	1355	52100	FURNITURE & FIXTURES	\$247	\$97	\$400	\$0	\$400	0.0%
A	1355	52200	OFFICE EQUIPMENT	\$82	\$0	\$100	\$0	\$100	0.0%
A	1355	52450	COMPUTER EQUIPMENT	\$1,882	\$2,057	\$2,000	\$0	\$2,000	0.0%
A	1355	54100	OFFICE EXPENSE	\$3,116	\$3,310	\$3,000	\$1,963	\$3,000	0.0%
A	1355	54110	ADVERTISING	\$58	\$96	\$150	\$99	\$150	0.0%
A	1355	54155	COMPUTER SOFTWARE	\$0	\$0	\$500	\$0	\$500	0.0%
A	1355	54200	TRAVEL CONFERENCES & DUES	\$2,845	\$3,304	\$5,000	\$2,697	\$5,000	0.0%
A	1355	54300	TELEPHONE	\$3,173	\$2,582	\$2,800	\$2,271	\$2,796	-0.1%
A	1355	54400	LEASE OF EQUIPMENT	\$461	\$772	\$4,020	\$785	\$4,260	6.0%
A	1355	54500	SUBCONTRACT COSTS	\$5,430	\$5,959	\$5,000	\$4,428	\$5,000	0.0%
A	1355	54560	MOTOR VEHICLE REPAIRS & SUPP	\$966	\$682	\$1,200	\$1,008	\$1,200	0.0%
A	1355	54562	FUEL - MOTOR VEHICLE	\$2,027	\$2,157	\$2,220	\$1,243	\$2,220	0.0%
A	1355	54600	UNIFORMS	\$0	\$384	\$400	\$0	\$400	0.0%
A	1355	54640	CLAIMS	\$0	\$0	\$400	\$0	\$400	0.0%
A	1355	54641	STAR PROGRAM	\$234	\$336	\$400	\$313	\$400	0.0%
A	1355	54709	MTA TAX DUE	\$1,546	\$1,569	\$1,705	\$1,402	\$1,863	9.3%
A	1355	59010	NYS RETIREMENT	\$89,801	\$92,282	\$93,048	\$23,262	\$83,133	-10.7%
A	1355	59030	SOCIAL SECURITY & MEDICARE	\$34,794	\$35,296	\$38,359	\$31,538	\$41,857	9.1%
A	1355	59060	HEALTH INSURANCE	\$165,726	\$148,875	\$166,680	\$132,873	\$171,159	2.7%
A	1355	59090	DENTAL/OPTICAL BENEFITS	\$15,562	\$15,934	\$17,329	\$14,192	\$17,515	1.1%
TOTALS:				\$782,774	\$777,078	\$846,130	\$630,337	\$877,602	3.7%

Department Position Costing Summary

Budget Year: 2016

Department:	ASSESSOR	Stage:	Adopted Budget
Scenario:	Main	Status:	Active
Function:	GENERAL GOVERNMENT		
Division:	ASSESSOR		

Full-Time Positions	Profile Name	Pay Grade	Step	Total Salary	Total Benefits	Salary + Benefits	FTE
ASSESSMENT AIDE	CSEA	12	4	34,885	35,179	70,065	1.00
ASSESSMENT ASSISTANT	CSEA	15	5	39,880	37,402	77,282	1.00
ASSESSMENT ASSISTANT	CSEA	15	4	39,097	36,711	75,808	1.00
ASSESSMENT CLERK	CSEA	13	4	35,724	22,435	58,159	1.00
ASSESSOR	EL	0607-0910	1	75,943	43,684	119,627	1.00
ASSESSOR	EL	0607-0204	1	75,943	43,684	119,627	1.00
CHAIR BD OF ASSESSOR	EL	607A-0234	1	84,102	32,732	116,835	1.00
PRINC. ASSESSMENT CLERK	CSEA	21	3	43,924	35,843	79,766	1.00
REAL PROPERTY RECORDER 1	CSEA	14	3	36,768	22,690	59,458	1.00
SR. ASSESSMENT CLERK	CSEA	15	2	37,569	10,952	48,521	1.00
Total Full-Time				503,835	321,313	825,147	10.00

Part-Time Positions	Profile Name	Pay Grade	Step	Total Salary	Total Benefits	Salary + Benefits	FTE
PT SECRETARY	PT	35PT-1234	1	15,166	2,985	18,151	0.40
MEMBER - ASSESS REVIEW BD	STIPENDS	0002-2203	1	2,000	160	2,160	
MEMBER - ASSESS REVIEW BD	STIPENDS	0002-0772		2,000	160	2,160	
MEMBER - ASSESS REVIEW BD	STIPENDS	0002-2061	1	2,000	160	2,160	
Total Part-Time				21,166	3,464	24,630	0.40

Grand Total				525,000	324,777	849,777	10.40
--------------------	--	--	--	----------------	----------------	----------------	--------------

Department Summary

Department: TOWN CLERK

Function: GENERAL
GOVERNMENT

Budget Year: 2016

Division: TOWN CLERK

Accounting Reference: 1410

Stage: Adopted Budget

Mission Statement:

The Town Clerk's Office mission is to accurately record and maintain all information and activities of the Town.

Department Responsibilities:

The Town Clerk issues various Town required permits for activities such as shell fishing and beach riding and collects fees where applicable. The Town Clerk's Office collects fees as appropriate for services provided by the Town or activities that take place in the Town such as photo-shoots and filming. The Town Clerk's Office is also responsible for maintaining Town records, including the taking and archiving of all minutes of all Town Board meetings. The Town Clerk is also the Freedom of Information Officer and the Registrar of Vital Statistics. The Town Clerk also publishes legal notices.

Expenses



2016 Town of East Hampton ADOPTED BUDGET



**DEPARTMENT: TOWN CLERK
EXPENDITURES**

ACCOUNT			DESCRIPTION	2013 Actual	2014 Actual	2015 Adopted	2015 Actual YTD	2016 Adopted	% Chg
A	1410	51100	FULL-TIME SALARIES	\$390,083	\$352,854	\$408,227	\$299,352	\$412,809	1.1%
A	1410	51103	LONGEVITY	\$14,042	\$13,900	\$15,500	\$0	\$14,900	-3.9%
A	1410	51200	PART TIME SALARIES	\$4,976	\$5,563	\$10,000	\$8,020	\$10,000	0.0%
A	1410	52450	COMPUTER EQUIPMENT	\$1,259	\$2,358	\$0	\$0	\$0	0.0%
A	1410	54100	OFFICE EXPENSE	\$7,064	\$2,486	\$10,000	\$6,983	\$10,000	0.0%
A	1410	54110	ADVERTISING	\$8,647	\$9,099	\$10,000	\$6,496	\$10,000	0.0%
A	1410	54170	PRINTING CODE BOOKS	\$20,403	\$7,907	\$20,000	\$8,502	\$20,000	0.0%
A	1410	54200	TRAVEL CONFERENCES & DUES	\$35	\$100	\$125	\$110	\$125	0.0%
A	1410	54300	TELEPHONE	\$111	\$500	\$500	\$458	\$500	0.0%
A	1410	54560	MOTOR VEHICLE REPAIRS & SUPP	\$73	\$67	\$300	\$54	\$300	0.0%
A	1410	54562	FUEL - MOTOR VEHICLE	\$330	\$76	\$360	\$32	\$360	0.0%
A	1410	54620	MAINTENANCE OF OFFICE EQUIP	\$0	\$0	\$2,500	\$0	\$2,500	0.0%
A	1410	54709	MTA TAX DUE	\$1,391	\$1,266	\$1,475	\$1,045	\$1,438	-2.5%
A	1410	59010	NYS RETIREMENT	\$84,256	\$85,489	\$81,885	\$24,889	\$68,113	-16.8%
A	1410	59030	SOCIAL SECURITY & MEDICARE	\$31,296	\$28,482	\$33,180	\$23,514	\$32,345	-2.5%
A	1410	59060	HEALTH INSURANCE	\$150,526	\$140,632	\$178,980	\$110,311	\$171,159	-4.4%
A	1410	59090	DENTAL/OPTICAL BENEFITS	\$14,473	\$13,557	\$15,596	\$9,938	\$15,763	1.1%
TOTALS:				\$728,964	\$664,335	\$788,628	\$499,704	\$770,312	-2.3%

Department Position Costing Summary

Budget Year: 2016

Department: TOWN CLERK

Stage: Adopted Budget

Scenario: Main

Status: Active

Function: GENERAL GOVERNMENT

Division: TOWN CLERK

Full-Time Positions	Profile Name	Pay Grade	Step	Total Salary	Total Benefits	Salary + Benefits	FTE
CASHIER	CSEA	08	4	26,883	20,270	47,152	1.00
CLERK TYPIST	CSEA	12	4	29,902	33,959	63,860	1.00
CLERK TYPIST	CSEA	12	4	34,885	35,679	70,565	1.00
CLERK TYPIST SPANISH SPEAKING	CSEA	12	1	28,177	31,986	60,163	1.00
DEPUTY TOWN CLERK	NR	9951-0669	1	40,000	21,932	61,932	1.00
DEPUTY TOWN CLERK	NR	9951-0126	1	72,828	47,321	120,149	1.00
SECRETARY	NR	0095-0144	1	49,020	40,391	89,411	1.00
SR. ACCOUNT CLERK TYPIST	CSEA	18	6	42,731	37,601	80,331	1.00
TOWN CLERK	EL	8451-0049	1	88,383	33,781	122,164	1.00
Total Full-Time				412,809	302,919	715,728	9.00
PART-TIME/SEASONAL				10,000	799	10,799	
Grand Total				422,809	303,718	726,527	9.00

Department Summary

Department: TOWN ATTORNEY (A)

Function: GENERAL GOVERNMENT

Budget Year: 2016

Division: TOWN ATTORNEY

Accounting Reference: 1420

Stage: Adopted Budget

Mission Statement:

To provide legal advice, assistance and representation to the Town Board, other appointed boards, committees, agencies and departments of the Town in a professional manner. Limit legal exposure and reduce litigation costs to the maximum extent possible while maintaining high standards of representation.

Department Responsibilities:

The Office of the Town Attorney provides legal advice, assistance and representation to the Town Board, Planning Board, Zoning Board of Appeals, Architectural Review Board, License Review Board, various committees and all departments of the Town. The Office of the Town Attorney also provides legal assistance in drafting local laws, resolutions and ordinances and reviews all contracts, covenants and easements granted to the Town. The Office of the Town Attorney handles all matters of litigation including but not limited to, Justice Court prosecutions, enforcement actions in Supreme Court, defense of Article 78 Proceedings, and coordination with outside counsel on behalf of the Town. Furthermore, the Office of the Town Attorney handles all Community Preservation Fund ("CPF") real estate transactions and affordable housing matters

Expenses



2016 Town of East Hampton ADOPTED BUDGET



DEPARTMENT: TOWN ATTORNEY (A) EXPENDITURES

ACCOUNT			DESCRIPTION	2013 Actual	2014 Actual	2015 Adopted	2015 Actual YTD	2016 Adopted	% Chg
A	1420	51100	FULL-TIME SALARIES	\$143,441	\$190,538	\$192,229	\$167,772	\$210,620	9.6%
A	1420	51103	LONGEVITY	\$4,200	\$700	\$950	\$0	\$1,025	7.9%
A	1420	51300	OVERTIME	\$0	\$17	\$0	\$0	\$0	0.0%
A	1420	54100	OFFICE EXPENSE	\$2,854	\$2,785	\$3,500	\$1,993	\$3,500	0.0%
A	1420	54130	BOOKS/PUBLICATIONS	\$1,926	\$1,948	\$2,500	\$1,150	\$2,500	0.0%
A	1420	54200	TRAVEL CONFERENCES & DUES	\$405	\$847	\$1,500	\$1,477	\$2,500	66.7%
A	1420	54300	TELEPHONE	\$2,335	\$2,523	\$2,600	\$807	\$2,600	0.0%
A	1420	54390	ON-LINE LAW SERVICES	\$16,735	\$12,453	\$12,500	\$7,557	\$12,500	0.0%
A	1420	54400	LEASE OF EQUIPMENT	\$1,656	\$2,472	\$2,500	\$2,093	\$3,000	20.0%
A	1420	54520	OUTSIDE PROFESSIONAL	\$312,451	\$307,055	\$325,000	\$215,276	\$325,000	0.0%
A	1420	54709	MTA TAX DUE	\$502	\$650	\$657	\$570	\$716	9.0%
A	1420	59010	NYS RETIREMENT	\$30,245	\$40,227	\$37,332	\$9,333	\$34,752	-6.9%
A	1420	59030	SOCIAL SECURITY & MEDICARE	\$11,294	\$14,631	\$14,778	\$12,834	\$16,112	9.0%
A	1420	59060	HEALTH INSURANCE	\$24,885	\$40,688	\$39,090	\$37,038	\$51,861	32.7%
A	1420	59090	DENTAL/OPTICAL BENEFITS	\$3,183	\$4,124	\$4,332	\$3,548	\$4,379	1.1%
TOTALS:				\$556,110	\$621,658	\$639,469	\$461,448	\$671,066	4.9%

Department Position Costing Summary

Budget Year: 2016

Department:	TOWN ATTORNEY (A)	Stage:	Adopted Budget
Scenario:	Main	Status:	Active
Function:	GENERAL GOVERNMENT		
Division:	TOWN ATTORNEY		

Full-Time Positions	Profile Name	Pay Grade	Step	Total Salary	Total Benefits	Salary + Benefits	FTE
ASST. TOWN ATTORNEY	NR	6190-2499	1	49,000	24,543	73,542	0.50
PARALEGAL ASSISTANT	CSEA	25	2	27,953	19,389	47,342	0.50
PARALEGAL ASSISTANT	CSEA	25	5	29,668	14,359	44,026	0.50
TOWN ATTORNEY	NR	6191-2498	1	104,000	50,555	154,555	1.00
Grand Total				210,620	108,845	319,466	2.50

Department Summary

Department: TOWN ENGINEER (A)

Function: GENERAL
GOVERNMENT

Budget Year: 2016

Division: TOWN ENGINEER

Accounting Reference: 1440

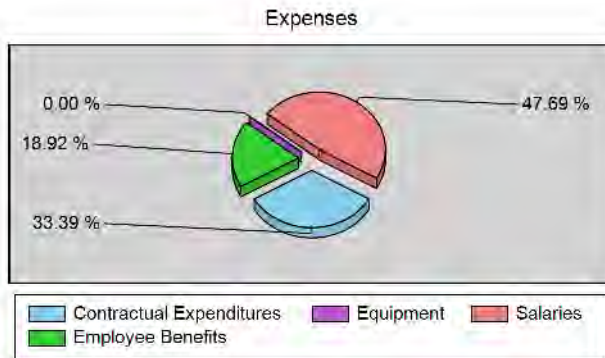
Stage: Adopted Budget

Mission Statement:

To provide professional engineering services to various departments and boards of the Town.

Department Responsibilities:

In 2001, the Town hired a full-time Town Engineer. The cost of operation is split between the Whole-Town A Fund and The Part-Town B Fund. The Town Engineer reviews bids, plans capital projects and advises the various boards and departments



Key Performance Indicators	2013 Actual	2014 Actual	2015 Projected	2016 Target
280-A Road Assignments	1	6	10	10
Capital Projects	12	11	1	1
Signage Requests	9	5	10	10
Site Plan Reviews or Inspections	58	63	63	63
Storm & Coastal Restoration Permits	5	0	0	0
Subdivision Reviews or Inspections	19	20	15	15
Urban Renewal Modifications	5	7	10	10
Urban Renewal Road Assignments	11	22	10	10
ZBA Related Reviews	10	26	21	21

2016 Town of East Hampton ADOPTED BUDGET



DEPARTMENT: TOWN ENGINEER (A) EXPENDITURES

ACCOUNT			DESCRIPTION	2013 Actual	2014 Actual	2015 Adopted	2015 Actual YTD	2016 Adopted	% Chg
A	1440	51100	FULL-TIME SALARIES	\$69,917	\$70,249	\$69,927	\$58,131	\$71,326	2.0%
A	1440	51103	LONGEVITY	\$2,650	\$2,900	\$3,150	\$0	\$3,300	4.8%
A	1440	52450	COMPUTER EQUIPMENT	\$0	\$0	\$600	\$0	\$0	-100.0%
A	1440	54100	OFFICE EXPENSE	\$1,204	\$1,062	\$2,000	\$223	\$2,000	0.0%
A	1440	54200	TRAVEL CONFERENCES & DUES	\$0	\$0	\$50	\$0	\$50	0.0%
A	1440	54300	TELEPHONE	\$381	\$205	\$475	\$435	\$0	-100.0%
A	1440	54520	OUTSIDE PROFESSIONAL	\$0	\$0	\$0	\$0	\$50,000	100.0%
A	1440	54560	MOTOR VEHICLE REPAIRS & SUPP	\$158	\$20	\$200	\$31	\$200	0.0%
A	1440	54562	FUEL - MOTOR VEHICLE	\$248	\$323	\$200	\$185	\$0	-100.0%
A	1440	54709	MTA TAX DUE	\$247	\$249	\$248	\$198	\$243	-2.4%
A	1440	59010	NYS RETIREMENT	\$14,643	\$15,054	\$14,122	\$3,531	\$11,769	-16.7%
A	1440	59030	SOCIAL SECURITY & MEDICARE	\$5,551	\$5,596	\$5,590	\$4,447	\$5,456	-2.4%
A	1440	59060	HEALTH INSURANCE	\$9,241	\$9,287	\$10,320	\$8,072	\$10,384	0.6%
A	1440	59090	DENTAL/OPTICAL BENEFITS	\$1,623	\$1,677	\$1,733	\$1,419	\$1,751	1.1%
TOTALS:				\$105,864	\$106,622	\$108,616	\$76,670	\$156,479	44.1%

Department Position Costing Summary

Budget Year: 2016

Department: TOWN ENGINEER (A)
Scenario: Main
Function: GENERAL GOVERNMENT
Division: TOWN ENGINEER

Stage: Adopted Budget
Status: Active

Full-Time Positions	Profile Name	Pay Grade	Step	Total Salary	Total Benefits	Salary + Benefits	FTE
ADMIN.ASST	CSEA	26	Off	28,177	14,993	43,170	0.50
TOWN ENGINEER	CSEA	35	Off	43,149	17,910	61,059	0.50
Grand Total				71,326	32,904	104,229	1.00

Department Summary

Department: BUILDINGS & GROUNDS (A)

Function: GENERAL GOVERNMENT

Budget Year: 2016

Division: BUILDINGS & GROUNDS

Accounting Reference: 1620

Stage: Adopted Budget

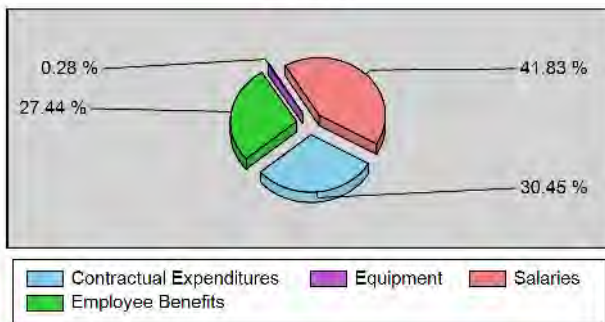
Mission Statement:

To protect the value and integrity of Town property through the professional maintenance of the buildings and grounds owned by the Town.

Department Responsibilities:

The Building and Grounds Department covers a wide range of services for the Town of East Hampton residents as well as other Town departments. It maintains all buildings, beaches, grounds, cemeteries, harbors and docks as well as many other Town owned properties. The Building and Grounds Department is responsible for the maintenance, repair and service of almost all of the 120 properties the Town owns, including Town Hall, Justice Court, East Hampton Police Department, East Hampton Airport, Senior Center, Montauk Playhouse, Springs Recreation Center, 21 comfort stations, and 34 cemeteries.

Expenses



Key Performance Indicators	2013 Actual	2014 Actual	2015 Projected	2016 Target
Beaches Cleaned (Seasonal)	6	6	6	6
Boats Maintained	8	9	9	9
Buildings Serviced	60	60	60	60
Cemeteries Maintained	34	34	34	34
Comfort Stations Maintained (Daily)	22	21	21	21
Construction Debris Dumping (lbs)		25,000	37,000	37,000
Garbage Removal - Beaches (lbs)		87,840	100,000	100,000
Garbage Removal (lbs)		1,020,440	1,100,000	1,100,000
Generators Maintained (portable)	6	6	6	6
Generators Maintained (site)	16	16	17	20
Number of Buildings Cleaned (Daily)	24	24	24	24
Number of Service Contracts Maintained		31	31	31
Parks Maintained	8	13	13	13
Piers Maintained	6	6	6	6
Properties Mowed	61	62	62	62
Septic Systems Pumped (gal)			159,500	159,500
Street Lights Maintained		1,514	1,514	1,529
Tire Disposal	250	250	3,000	3,000
Tower Sites Maintained	4	4	4	4
Trash Beach Clean Up (lbs)			33,000	33,000

2016 Town of East Hampton ADOPTED BUDGET



DEPARTMENT: BUILDINGS & GROUNDS (A) EXPENDITURES

ACCOUNT			DESCRIPTION	2013 Actual	2014 Actual	2015 Adopted	2015 Actual YTD	2016 Adopted	% Chg
A	1620	51100	FULL-TIME SALARIES	\$998,176	\$971,647	\$1,018,529	\$789,379	\$1,023,967	0.5%
A	1620	51103	LONGEVITY	\$44,675	\$41,703	\$44,038	\$0	\$44,206	0.4%
A	1620	51200	PART TIME SALARIES	\$46,620	\$48,048	\$73,000	\$39,097	\$60,000	-17.8%
A	1620	51300	OVERTIME	\$11,748	\$17,041	\$15,000	\$23,572	\$15,000	0.0%
A	1620	52200	OFFICE EQUIPMENT	\$0	\$208	\$250	\$38	\$250	0.0%
A	1620	52450	COMPUTER EQUIPMENT	\$736	\$750	\$2,300	\$0	\$2,300	0.0%
A	1620	52600	OTHER EQUIPMENT	\$18,097	\$3,663	\$5,000	\$350	\$5,000	0.0%
A	1620	54100	OFFICE EXPENSE	\$13,272	\$11,830	\$14,000	\$11,048	\$15,100	7.9%
A	1620	54120	POSTAGE	\$39,467	\$0	\$0	\$0	\$0	0.0%
A	1620	54155	COMPUTER SOFTWARE	\$0	\$0	\$200	\$0	\$200	0.0%
A	1620	54300	TELEPHONE	\$4,327	\$3,489	\$4,200	\$2,185	\$4,200	0.0%
A	1620	54310	LIGHT & POWER	\$170,144	\$204,307	\$225,000	\$258,177	\$243,600	8.3%
A	1620	54320	WATER	\$10,506	\$13,688	\$11,600	\$8,694	\$11,600	0.0%
A	1620	54330	HEAT	\$163,309	\$197,500	\$200,000	\$107,106	\$200,000	0.0%
A	1620	54420	OTHER EQUIPMENT RENTAL/MAINT	\$17,984	\$10,670	\$20,000	\$15,743	\$13,900	-30.5%
A	1620	54430	MAINTENANCE CONTRACT-GENERAT	\$24,740	\$13,943	\$21,000	\$14,470	\$24,000	14.3%
A	1620	54500	SUBCONTRACT COSTS	\$69,129	\$71,698	\$60,000	\$44,931	\$65,000	8.3%
A	1620	54549	ADA REPAIRS	\$15,000	\$14,934	\$15,000	\$14,977	\$15,000	0.0%
A	1620	54550	REPAIRS GENERAL	\$248,235	\$179,221	\$180,500	\$153,567	\$187,000	3.6%
A	1620	54560	MOTOR VEHICLE REPAIRS & SUPP	\$2,987	\$3,391	\$5,000	\$1,093	\$5,000	0.0%
A	1620	54600	UNIFORMS	\$1,177	\$1,200	\$1,200	\$0	\$1,200	0.0%
A	1620	54709	MTA TAX DUE	\$3,745	\$3,667	\$3,912	\$2,898	\$3,736	-4.5%
A	1620	54720	BUILDING & MAINT. SUPPLIES	\$49,174	\$35,668	\$37,000	\$40,305	\$43,000	16.2%
A	1620	54800	RENT	\$1,919	\$1,919	\$1,920	\$1,599	\$1,920	0.0%
A	1620	54850	SMALL TOOLS & EQUIPMENT	\$480	\$1,057	\$1,500	\$899	\$1,500	0.0%
A	1620	59010	NYS RETIREMENT	\$210,761	\$218,181	\$208,412	\$68,774	\$171,909	-17.5%
A	1620	59030	SOCIAL SECURITY & MEDICARE	\$84,244	\$82,501	\$88,018	\$65,182	\$84,071	-4.5%
A	1620	59060	HEALTH INSURANCE	\$391,446	\$397,177	\$437,978	\$328,505	\$451,521	3.1%
A	1620	59090	DENTAL/OPTICAL BENEFITS	\$37,531	\$38,788	\$39,209	\$31,823	\$38,751	-1.2%
TOTALS:				\$2,679,630	\$2,587,891	\$2,733,765	\$2,024,413	\$2,732,931	0.0%

Department Position Costing Summary

Budget Year: 2016

Department: BUILDINGS & GROUNDS (A)
 Scenario: Main
 Function: GENERAL GOVERNMENT
 Division: BUILDINGS & GROUNDS

Stage: Adopted Budget
 Status: Active

Full-Time Positions	Profile Name	Pay Grade	Step	Total Salary	Total Benefits	Salary + Benefits	FTE
CLERK TYPIST/CUSTODIAN	CSEA	12	5	5,085	4,637	9,722	0.13
CUSTODIAL WORKER 1	CSEA	08	4	35,844	35,414	71,258	1.00
CUSTODIAL WORKER 1	CSEA	08	4	35,844	22,464	58,308	1.00
CUSTODIAL WORKER 1	CSEA	08	4	35,844	22,464	58,308	1.00
CUSTODIAL WORKER 1	CSEA	08	4	35,844	22,464	58,308	1.00
CUSTODIAL WORKER 1	CSEA	08	4	35,844	35,414	71,258	1.00
CUSTODIAL WORKER 1	CSEA	08	4	35,844	35,414	71,258	1.00
<i>Promotion to Maintenance Mechanic I</i>		14	0	3,727	991	4,718	
CUSTODIAL WORKER 11	CSEA	10	6	39,294	36,759	76,053	1.00
LABORER	CSEA	13	4	40,827	35,084	75,912	1.00
<i>Promotion to Maintenance Mechanic I</i>		14	5	2,896	770	3,666	
LABORER	CSEA	13	4	40,827	36,634	77,462	1.00
<i>Change to Maintenance Mechanic III</i>		18	0	2,513	668	3,181	
LABORER	CSEA	13	5	41,637	24,383	66,020	1.00
<i>Promotion to Maintenance Mechanic I</i>		14	6	2,960	787	3,747	
LABORER	CSEA	13	4	40,827	36,634	77,462	1.00
MAINTENANCE MECHANIC II	CSEA	16	6	46,706	38,574	85,280	1.00
MAINTENANCE MECHANIC II	CSEA	16	6	46,706	38,574	85,280	1.00
MAINTENANCE MECHANIC II	CSEA	16	5	45,790	38,350	84,139	1.00
MAINTENANCE MECHANIC II	CSEA	17	Off	49,219	40,689	89,908	1.00
MAINTENANCE MECHANIC III	CSEA	18	0	43,822	35,818	79,640	1.00
MAINTENANCE MECHANIC III	CSEA	18	Off	50,326	39,961	90,287	1.00
PRINCIPAL CLERK	CSEA	19	Off	45,936	38,885	84,822	1.00
TOWN MAINT. SUPERVISOR	DH	7345-0184	1	78,540	48,320	126,860	1.00
TOWN MAINTENANCE CREW LEADER	CSEA	27	3	61,571	43,215	104,786	1.00
TOWN MAINTENANCE CREW LEADER	CSEA	27	1	59,165	29,675	88,840	1.00
WATERWAYS MAINT. MECHANIC III	CSEA	25	6	60,528	42,459	102,987	1.00
Total Full-Time				1,023,967	785,501	1,809,467	22.13
PART-TIME/SEASONAL				60,000	4,794	64,794	
OVERTIME				15,000	3,899	18,899	
Grand Total				1,098,967	794,194	1,893,160	22.13

Department Summary

Department: CENTRAL PRINTING & MAILING

Function: GENERAL
Division: CENTRAL PRINTING &
MAILING
Stage: Adopted Budget

Budget Year: 2016
Accounting Reference: 1670

Mission Statement:

The purpose of establishing this department is for the Accounting and Internal Audit functions to better control, monitor and account for funds spent on postage, mailings and correspondence.

Department Responsibilities:

To fund most regular and special mailing and postage used by the various Town departments.



DEPARTMENT: CENTRAL PRINTING & MAILING EXPENDITURES

ACCOUNT			DESCRIPTION	2013 Actual	2014 Actual	2015 Adopted	2015 Actual YTD	2016 Adopted	% Chg
A	1670	54120	POSTAGE	\$0	\$34,066	\$30,000	\$29,127	\$30,000	0.0%
A	1670	54401	SUPPLIES	\$0	\$2,610	\$12,000	\$1,179	\$12,000	0.0%
A	1670	54520	OUTSIDE PROFESSIONAL	\$0	\$0	\$0	\$0	\$22,000	100.0%
TOTALS:				\$0	\$36,676	\$42,000	\$30,305	\$64,000	52.4%

Department Summary

Department: INFORMATION TECHNOLOGY (A)

Function: GENERAL
GOVERNMENT

Budget Year: 2016

Division: INFORMATION
TECHNOLOGY

Accounting Reference: 1680

Stage: Adopted Budget

Mission Statement:

To provide the Town departments and employees with the highest quality information technology support possible.

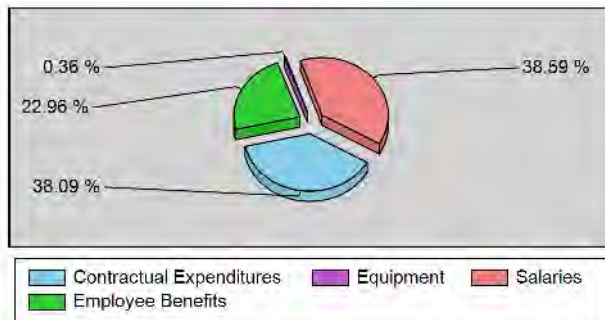
Department Responsibilities:

The IT (Information Technology) function, formerly Central Data Processing, was created in 2000 and became its own department in 2007. The IT department is the computer support division for the Town and services the computer and electronic equipment needs of all other departments. The IT budget is allocated between the A fund - 80%, and B funds - 20%.

Department Summary

Department: INFORMATION TECHNOLOGY (A)

Expenses



Key Performance Indicators	2013 Actual	2014 Actual	2015 Projected	2016 Target
Uptime Per Server:				
% Uptime EH_BLADE1	N/A	100	99	99%
% Uptime EH-ANTIVIRUS	98	99	99	99%
% Uptime EH-BLADE2	N/A	100	99	99%
% Uptime EH-BLADE3	N/A	100	99	99%
% Uptime EH-BLADE4	N/A	N/A	99	99%
% Uptime EH-DC-1	99	99.5	97	96%
% Uptime EH-DC-2	99	99.5	97	99%
% Uptime EH-DC2012	N/A	N/A	99	99%
% Uptime EH-GIS-1	99	98	95	97%
% Uptime EH-GIS-2	99	98	95	95%
% Uptime EH-HUMANSVCS	85	90	95	95%
% Uptime EH-MAIL	99	96	97	99%
% Uptime EH-MUNIS	98	N/A	N/A	N/A
% Uptime EH-SQL-1	99	98	95	97%
% Uptime EH-SQL-2	99	98	95	95%
% Uptime EHTown	99	99.5	95	99%
% Uptime EH-WSUS	99	99	97	97%
% Uptime HCD	99	99	99	99%
% Uptime TOEH-SA	97	75	90	98%

Other Performance Indicators:				
Average Response Time	N/A	3 minutes	1 to 5 minutes	3 to 5 minutes
Help Desk Calls	1454	1859	1600	1600
Workstations Maintained	220	224	193	215



DEPARTMENT: INFORMATION TECHNOLOGY (A) EXPENDITURES

ACCOUNT			DESCRIPTION	2013 Actual	2014 Actual	2015 Adopted	2015 Actual YTD	2016 Adopted	% Chg
A	1680	51100	FULL-TIME SALARIES	\$252,604	\$255,799	\$260,345	\$205,627	\$274,445	5.4%
A	1680	51103	LONGEVITY	\$9,280	\$9,360	\$9,840	\$0	\$6,320	-35.8%
A	1680	51300	OVERTIME	\$165	\$317	\$1,125	\$125	\$1,500	33.3%
A	1680	52200	OFFICE EQUIPMENT	\$40,305	\$173	\$750	\$181	\$750	0.0%
A	1680	52450	COMPUTER EQUIPMENT	\$2,550	\$0	\$5,655	\$1,596	\$1,605	-71.6%
A	1680	52600	OTHER EQUIPMENT	\$1,170	\$2,164	\$2,375	\$474	\$300	-87.4%
A	1680	54100	OFFICE EXPENSE	\$4,330	\$2,655	\$4,047	\$1,188	\$4,200	3.8%
A	1680	54155	COMPUTER SOFTWARE	\$3,666	\$0	\$6,848	\$0	\$6,298	-8.0%
A	1680	54231	TRAINING EXPENSE	\$7,992	\$4,943	\$11,962	\$0	\$11,287	-5.6%
A	1680	54300	TELEPHONE	\$5,542	\$856	\$900	\$473	\$1,123	24.8%
A	1680	54520	OUTSIDE PROFESSIONAL	\$0	\$0	\$4,500	\$0	\$0	-100.0%
A	1680	54560	MOTOR VEHICLE REPAIRS & SUPP	\$45	\$45	\$338	\$28	\$338	0.0%
A	1680	54562	FUEL - MOTOR VEHICLE	\$87	\$52	\$338	\$0	\$338	0.0%
A	1680	54600	UNIFORMS	\$0	\$0	\$0	\$0	\$300	100.0%
A	1680	54622	MAINTENANCE OF EQUIPMENT.OTH	\$2,168	\$37	\$3,000	\$0	\$3,000	0.0%
A	1680	54623	MAINTENANCE CONTRACT.SOFTWAR	\$213,874	\$188,079	\$216,710	\$213,731	\$249,019	14.9%
A	1680	54625	MAINTENANCE OF EQUIPMENT	\$1,950	\$16,098	\$7,455	\$988	\$2,730	-63.4%
A	1680	54709	MTA TAX DUE	\$891	\$902	\$922	\$700	\$938	1.7%
A	1680	59010	NYS RETIREMENT	\$52,917	\$54,739	\$52,444	\$13,111	\$45,576	-13.1%
A	1680	59030	SOCIAL SECURITY & MEDICARE	\$20,339	\$20,309	\$20,755	\$15,740	\$21,110	1.7%
A	1680	59060	HEALTH INSURANCE	\$72,238	\$73,348	\$80,640	\$57,644	\$93,337	15.7%
A	1680	59090	DENTAL/OPTICAL BENEFITS	\$6,492	\$6,709	\$6,932	\$5,564	\$7,006	1.1%
TOTALS:				\$698,605	\$636,585	\$697,882	\$517,168	\$731,521	4.8%

Department Position Costing Summary

Budget Year: 2016

Department: INFORMATION TECHNOLOGY (A)
 Scenario: Main
 Function: GENERAL GOVERNMENT
 Division: INFORMATION TECHNOLOGY

Stage: Adopted Budget
 Status: Active

Full-Time Positions	Profile Name	Pay Grade	Step	Total Salary	Total Benefits	Salary + Benefits	FTE
COMPUTER TECHNICIAN	CSEA	24	0	42,220	30,408	72,629	0.80
GEOGRAPHIC INFORM SYST SUP'V	CSEA	31	5	57,333	36,149	93,483	0.80
GEOGRAPHIC INFORMATION SYSTEMS TECHNICIAN II	CSEA	28	2	50,194	32,361	82,555	0.80
NETWORK & SYSTEMS ADMINISTATO	DH	0761-0239	1	62,706	38,465	101,171	0.80
NETWORK & SYSTEMS SPEC II	CSEA	33	4	60,468	36,117	96,585	0.80
<i>Promotion</i>				1,524	396	1,920	
Total Full-Time				274,445	173,897	448,343	4.00
OVERTIME				1,500	390	1,890	
Grand Total				275,945	174,287	450,232	4.00

Department Summary

Department: UNALLOCATED INSURANCE

Function: GENERAL
GOVERNMENT
Division: UNALLOCATED
INSURANCE
Stage: Adopted Budget

Budget Year: 2016

Accounting Reference: 1910

Mission Statement:

The Town retains an insurance consultant and broker to handle Town insurance matters and uses a private firm as adjusters on claims against the Town.

Department Responsibilities:

The unallocated insurance lines are for expenses related to Town commercial insurance matters, such as fees for insurance consulting, policy premiums, legal services associated with insurance claims, and accident payouts.



DEPARTMENT: UNALLOCATED INSURANCE EXPENDITURES

ACCOUNT				2013	2014	2015	2015	2016	
DESCRIPTION				Actual	Actual	Adopted	Actual YTD	Adopted	% Chg
A	1910	54150	GENERAL INSURANCE	\$320,033	\$325,760	\$333,183	\$402,779	\$357,500	7.3%
TOTALS:				\$320,033	\$325,760	\$333,183	\$402,779	\$357,500	7.3%

Department Summary

Department: MUNICIPAL ASSOCIATION DUES

Function: GENERAL
GOVERNMENT
Division: MUNICIPAL
ASSOCIATION DUES
Stage: Adopted Budget

Budget Year: 2016

Accounting Reference: 1920

Mission Statement:

Located in Albany, New York, the Association holds an annual meeting and conference in New York City every February and can be reached at 518-465-7933.

Department Responsibilities:

The Town is a member of the Association of Towns of the State of New York and pays a yearly fee based on the Town's "total revenues." The Association provides valuable information on municipal procedure and law.



DEPARTMENT: MUNICIPAL ASSOCIATION DUES EXPENDITURES

ACCOUNT			DESCRIPTION	2013 Actual	2014 Actual	2015 Adopted	2015 Actual YTD	2016 Adopted	% Chg
A	1920	54210	CONFERENCES & DUES	\$1,800	\$1,800	\$1,800	\$1,800	\$1,950	8.3%
TOTALS:				\$1,800	\$1,800	\$1,800	\$1,800	\$1,950	8.3%

Department Summary

Department: JUDGEMENTS & CLAIMS

Function: GENERAL
GOVERNMENT

Budget Year: 2016

Division: JUDGEMENTS & CLAIMS

Accounting Reference: 1930

Stage: Adopted Budget

Mission Statement:

To pay dispositions of judgments and claims against the Town.

Department Responsibilities:

The Town settles lawsuits and/or pays out against judgments or individual claims for payments from this account. When the payment of a judgment or a claim for payment is not financed or budgeted through other means, it is posted to this account. On occasion, funds are transferred from other insurance or contingency appropriation lines to cover unexpected payments that fall into this category.



DEPARTMENT: JUDGEMENTS & CLAIMS EXPENDITURES

ACCOUNT				2013 Actual	2014 Actual	2015 Adopted	2015 Actual YTD	2016 Adopted	% Chg
A	1930	54101	MISCELLANEOUS PAYMENTS	\$18,498	\$20,574	\$17,500	\$11,834	\$20,000	14.3%
TOTALS:				\$18,498	\$20,574	\$17,500	\$11,834	\$20,000	14.3%

Department Summary

Department: ACQUISITION OF LAND

Function: GENERAL
GOVERNMENT
Division: ACQUISITION OF LAND
Stage: Adopted Budget

Budget Year: 2016

Accounting Reference: 1940

Mission Statement:

To acquire property directly, through condemnation, and at auction that is deemed useful to the Town.

Department Responsibilities:

The Town acquires land and improved property for many reasons and in many ways. Land is purchased for affordable housing, preservation, infrastructure needs, as part of larger projects, etc.



DEPARTMENT: ACQUISITION OF LAND EXPENDITURES

ACCOUNT			DESCRIPTION	2013 Actual	2014 Actual	2015 Adopted	2015 Actual YTD	2016 Adopted	% Chg
A	1940	54102	ACQUIRE LAND - UR CONDEMNATI	\$57,641	\$2,436	\$60,000	\$59,699	\$60,000	0.0%
A	1940	54950	APPRAISALS	\$750	\$0	\$2,000	\$1,000	\$2,000	0.0%
TOTALS:				\$58,391	\$2,436	\$62,000	\$60,699	\$62,000	0.0%

Department Summary

Department: TAXES & ASSESSMENTS - MUN PROP

Function: GENERAL
GOVERNMENT

Budget Year: 2016

Division: TAXES & ASSESSMENTS
- MUN PROP

Accounting Reference: 1950

Stage: Adopted Budget

Mission Statement:

To cover the cost of taxes on newly acquired Town properties.

Department Responsibilities:

This appropriation is for the payment of taxes on selected Town controlled parcels that come into possession of the Town between the issuance of yearly tax rolls. This budget item is also used to pay for any other assessments.



DEPARTMENT: TAXES & ASSESSMENTS - MUN PROP EXPENDITURES

ACCOUNT				DESCRIPTION				2013 Actual	2014 Actual	2015 Adopted	2015 Actual YTD	2016 Adopted	% Chg
A	1950	54980	OTHER	\$18,983	\$2,368	\$5,000	\$4,725	\$5,000	0.0%				
TOTALS:				\$18,983	\$2,368	\$5,000	\$4,725	\$5,000	0.0%				

Department Summary

Department: RESERVE FOR CONTINGENCIES

Function: GENERAL
GOVERNMENT
Division: RESERVE FOR
CONTINGENCIES
Stage: Adopted Budget

Budget Year: 2016
Accounting Reference: 1990

Mission Statement:

To pay for unexpected and unbudgeted expenses.

Department Responsibilities:

This appropriation line is designed to cover the costs of unexpected expenses. If funds are needed to pay for an expense that was not budgeted for but is needed, or was not fully articulated at budget time, it comes from this line. The Town would like to become less dependent on contingency funds through more precise and accurate budgeting. For this reason, the amounts dedicated for contingency have been reduced to reflect the use of zero based budgeting and a precise budgeting process.



DEPARTMENT: RESERVE FOR CONTINGENCIES EXPENDITURES

ACCOUNT				DESCRIPTION				2013 Actual	2014 Actual	2015 Adopted	2015 Actual YTD	2016 Adopted	% Chg
A	1990	54980	OTHER	\$0	\$0	\$225,000	\$0	\$245,204	9.0%				
TOTALS:				\$0	\$0	\$225,000	\$0	\$245,204	9.0%				

Department Summary

Department: EDUCATIONAL TELEVISION

Function: EDUCATION

Budget Year: 2016

Division: EDUCATIONAL
TELEVISION

Accounting Reference: 2620

Stage: Adopted Budget

Mission Statement:

To support public television.

Department Responsibilities:

The Town supports local public television several ways. First, it provides input and advice on issues related to educational television. Second, it supports LTV, the local educational/public access station by sharing the franchise fee the Town receives from Cablevision. The Town also pays LTV a fee to tape and air Town Board meetings. The Town funds are used to operate LTV. A new contract with LTV went into effect in 2013, which depends on LTV making specific cost requests for specific purposes, as opposed to blanket or "block" requests that were based on a percentage of the franchise fee.



DEPARTMENT: EDUCATIONAL TELEVISION EXPENDITURES

ACCOUNT				DESCRIPTION				2013	2014	2015	2015	2016	
								Actual	Actual	Adopted	Actual YTD	Adopted	% Chg
A	2620	54980	OTHER	\$751,047	\$637,480	\$637,480	\$512,000	\$677,480	6.3%				
TOTALS:				\$751,047	\$637,480	\$637,480	\$512,000	\$677,480	6.3%				

Department Summary

Department: MARINE PATROL

Function: PUBLIC SAFETY
Division: MARINE PATROL
Stage: Adopted Budget

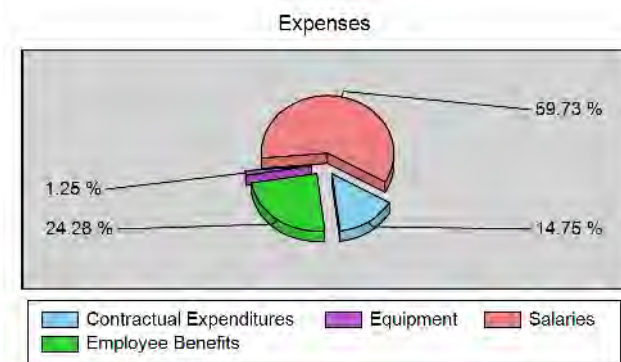
Budget Year: 2016
Accounting Reference: 3125

Mission Statement:

To enforce the waterways and water related regulations and secure the public's safety on these waterways.

Department Responsibilities:

The Department of Marine Patrol is responsible for enforcing the Town's laws pertaining to bays, harbors and waterways. They also patrol the Town's beaches and enforce local ordinances, such as for shellfishing.



2016 Town of East Hampton ADOPTED BUDGET



DEPARTMENT: MARINE PATROL EXPENDITURES

ACCOUNT			DESCRIPTION	2013 Actual	2014 Actual	2015 Adopted	2015 Actual YTD	2016 Adopted	% Chg
A	3125	51100	FULL-TIME SALARIES	\$240,643	\$261,565	\$269,285	\$228,734	\$274,670	2.0%
A	3125	51102	PM SHIFT DIFFERENTIAL	\$2,124	\$1,064	\$2,500	\$2,017	\$2,500	0.0%
A	3125	51103	LONGEVITY	\$8,800	\$8,900	\$9,500	\$0	\$10,050	5.8%
A	3125	51200	PART TIME SALARIES	\$151,742	\$174,877	\$150,000	\$183,649	\$175,000	16.7%
A	3125	51300	OVERTIME	\$31,397	\$17,629	\$17,000	\$24,027	\$17,000	0.0%
A	3125	52200	OFFICE EQUIPMENT	\$1,304	\$0	\$1,000	\$488	\$1,000	0.0%
A	3125	52400	COMMUNICATION EQUIPMENT	\$631	\$0	\$0	\$0	\$0	0.0%
A	3125	52450	COMPUTER EQUIPMENT	\$4,574	\$0	\$0	\$0	\$0	0.0%
A	3125	52500	BOAT EQUIPMENT	\$10,540	\$3,635	\$3,990	\$1,950	\$3,990	0.0%
A	3125	52600	OTHER EQUIPMENT	\$14,645	\$9,475	\$18,600	\$7,648	\$5,000	-73.1%
A	3125	54100	OFFICE EXPENSE	\$8,188	\$4,542	\$8,100	\$3,241	\$8,100	0.0%
A	3125	54155	COMPUTER SOFTWARE	\$3,293	\$10,000	\$10,700	\$10,000	\$10,700	0.0%
A	3125	54231	TRAINING EXPENSE	\$1,000	\$354	\$2,200	\$0	\$2,200	0.0%
A	3125	54300	TELEPHONE	\$5,021	\$4,370	\$5,400	\$4,037	\$5,400	0.0%
A	3125	54401	SUPPLIES	\$0	\$0	\$0	\$5,247	\$13,600	100.0%
A	3125	54500	SUBCONTRACT COSTS	\$1,980	\$1,810	\$4,000	\$1,770	\$4,000	0.0%
A	3125	54550	REPAIRS GENERAL	\$1,211	\$603	\$2,600	\$556	\$2,600	0.0%
A	3125	54560	MOTOR VEHICLE REPAIRS & SUPP	\$12,407	\$5,651	\$7,996	\$6,333	\$7,500	-6.2%
A	3125	54562	FUEL - MOTOR VEHICLE	\$22,566	\$25,152	\$25,500	\$15,971	\$25,500	0.0%
A	3125	54572	BOAT REPAIRS & MAINTENANCE	\$33,215	\$22,833	\$30,000	\$14,029	\$30,000	0.0%
A	3125	54600	UNIFORMS	\$9,010	\$7,593	\$8,700	\$7,533	\$8,700	0.0%
A	3125	54709	MTA TAX DUE	\$1,481	\$1,582	\$1,524	\$1,493	\$1,595	4.7%
A	3125	59010	NYS RETIREMENT	\$53,571	\$57,663	\$57,868	\$14,467	\$56,931	-1.6%
A	3125	59030	SOCIAL SECURITY & MEDICARE	\$33,324	\$35,602	\$34,294	\$33,591	\$35,892	4.7%
A	3125	59060	HEALTH INSURANCE	\$81,056	\$82,397	\$90,480	\$72,439	\$93,337	3.2%
A	3125	59090	DENTAL/OPTICAL BENEFITS	\$6,492	\$6,709	\$6,932	\$5,677	\$7,006	1.1%
TOTALS:				\$740,216	\$744,007	\$768,168	\$644,896	\$802,270	4.4%

Department Position Costing Summary

Budget Year: 2016

Department: MARINE PATROL
 Scenario: Main
 Function: PUBLIC SAFETY
 Division: MARINE PATROL

Stage: Adopted Budget
 Status: Active

Full-Time Positions	Profile Name	Pay Grade	Step	Total Salary	Total Benefits	Salary + Benefits	FTE
ACCOUNT CLERK TYPIST	CSEA	16	Off	42,116	37,950	80,066	1.00
SR HARBORMASTER	CSEA	32	1	69,004	43,535	112,539	1.00
SR HARBORMASTER	DH	4234-0214	1	94,546	52,140	146,686	1.00
SR HARBORMASTER	CSEA	32	1	69,004	44,035	113,039	1.00
Total Full-Time				274,670	177,660	452,330	4.00
PM SHIFT DIFFERENTIAL				2,500	650	3,150	
PART-TIME/SEASONAL				175,000	21,999	196,999	
OVERTIME				17,000	4,503	21,503	
Grand Total				469,170	204,812	673,982	4.00

Department Summary

Department: JUVENILE AID BUREAU

Function: PUBLIC SAFETY

Budget Year: 2016

Division: JUVENILE AID BUREAU

Accounting Reference: 3147

Stage: Adopted Budget

Mission Statement:

To provide guidance and assistance to youth in various at-risk areas.

Department Responsibilities:

The Juvenile Aid Bureau administers the D.A.R.E. drug prevention program for elementary school students and provides various counseling and guidance services for youth.





DEPARTMENT: JUVENILE AID BUREAU EXPENDITURES

ACCOUNT			DESCRIPTION	2013 Actual	2014 Actual	2015 Adopted	2015 Actual YTD	2016 Adopted	% Chg
A	3147	51100	FULL-TIME SALARIES	\$110,613	\$107,691	\$109,281	\$55,759	\$111,740	2.2%
A	3147	51103	LONGEVITY	\$3,723	\$892	\$4,515	\$2,250	\$4,750	5.2%
A	3147	54100	OFFICE EXPENSE	\$1,115	\$999	\$1,000	\$936	\$0	-100.0%
A	3147	54300	TELEPHONE	\$920	\$882	\$1,000	\$707	\$0	-100.0%
A	3147	54709	MTA TAX DUE	\$389	\$369	\$387	\$197	\$380	-1.8%
A	3147	59015	POLICE AND FIRE RETIREMENT	\$31,231	\$32,637	\$29,103	\$0	\$27,097	-6.9%
A	3147	59030	SOCIAL SECURITY & MEDICARE	\$7,600	\$7,291	\$8,705	\$4,304	\$8,548	-1.8%
A	3147	59060	HEALTH INSURANCE	\$20,264	\$5,155	\$22,620	\$0	\$23,334	3.2%
A	3147	59090	DENTAL/OPTICAL BENEFITS	\$0	\$0	\$1,100	\$0	\$1,200	9.1%
TOTALS:				\$175,855	\$155,917	\$177,712	\$64,153	\$177,049	-0.4%

Department Position Costing Summary

Budget Year: 2016

Department: JUVENILE AID BUREAU
Scenario: Main
Function: PUBLIC SAFETY
Division: JUVENILE AID BUREAU

Stage: Adopted Budget
Status: Active

Full-Time Positions	Profile Name	Pay Grade	Step	Total Salary	Total Benefits	Salary + Benefits	FTE
POLICE OFFICER	PBA	POL.	5	111,740	65,309	177,049	1.00
Grand Total				111,740	65,309	177,049	1.00

Department Summary

Department: ANIMAL CONTROL

Function: PUBLIC SAFETY
Division: CONTROL OF DOGS
Stage: Adopted Budget

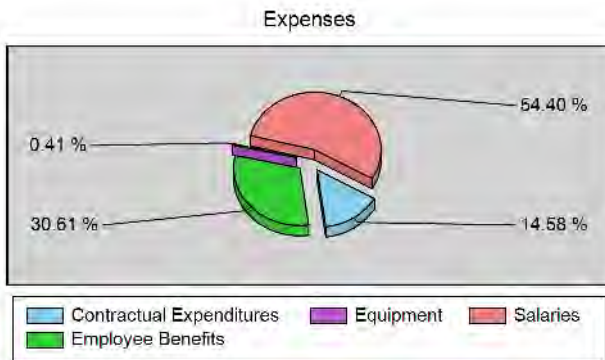
Budget Year: 2016
Accounting Reference: 3510

Mission Statement:

The Animal Control Department of East Hampton operates under the authority of NYS Agriculture and Markets Law Article 7, Sections 114 and 115 as well as East Hampton Town Code Chapter 86. This department exists to ensure public safety by the control of dogs that are stray or at-large and to assure the humane treatment of the same.

Department Responsibilities:

This department is responsible for enforcing the local and state laws as they pertain to the licensing and harboring of dogs. Officers patrol the Township as well as respond to citizen-driven complaints. Officers seize/impound dogs which are found to be in violation of said laws. Members of this department must mediate/resolve conflict using various methods including but not limited to educating the public – issuing warnings that reference the laws; issuing tickets to those who do not comply and preparing for trial in Justice Court.



Key Performance Indicators	2013 Actual	2014 Actual	2015 Projected	2016 Target
Complaints Opened	667	523	715	550
Number of Dangerous Dog Complaints	2	0	2	4
Number of Dangerous Dog Hearings	2	0	2	2
Number of Dogs E&C'd	2	1	3	3
Number of Dogs Impounded	204	164	230	200
Number of Dogs Redeemed	177	144	185	185
Number of Summonses Issued	140	157	160	150
Total After-Hour Call-Outs	12	10	15	12
Total Redemption Fees Collected (Includes License Fees)	\$6,425.00	\$7,968.00	\$7,500.00	\$8,000.00

2016 Town of East Hampton ADOPTED BUDGET



DEPARTMENT: ANIMAL CONTROL EXPENDITURES

ACCOUNT			DESCRIPTION	2013 Actual	2014 Actual	2015 Adopted	2015 Actual YTD	2016 Adopted	% Chg
A	3510	51100	FULL-TIME SALARIES	\$118,638	\$118,962	\$119,373	\$99,837	\$121,648	1.9%
A	3510	51103	LONGEVITY	\$3,800	\$3,242	\$2,450	\$0	\$2,625	7.1%
A	3510	51200	PART TIME SALARIES	\$0	\$0	\$6,000	\$0	\$6,000	0.0%
A	3510	51300	OVERTIME	\$853	\$1,130	\$2,500	\$331	\$1,200	-52.0%
A	3510	52600	OTHER EQUIPMENT	\$0	\$533	\$1,500	\$0	\$1,000	-33.3%
A	3510	54100	OFFICE EXPENSE	\$240	\$146	\$250	\$111	\$250	0.0%
A	3510	54300	TELEPHONE	\$2,891	\$2,295	\$2,400	\$1,949	\$2,146	-10.6%
A	3510	54400	LEASE OF EQUIPMENT	\$461	\$356	\$360	\$297	\$359	-0.3%
A	3510	54520	OUTSIDE PROFESSIONAL	\$1,381	\$320	\$2,000	\$825	\$2,000	0.0%
A	3510	54560	MOTOR VEHICLE REPAIRS & SUPP	\$1,824	\$1,799	\$2,500	\$548	\$2,872	14.9%
A	3510	54562	FUEL - MOTOR VEHICLE	\$5,384	\$3,533	\$7,000	\$2,093	\$3,000	-57.1%
A	3510	54600	UNIFORMS	\$0	\$944	\$600	\$0	\$600	0.0%
A	3510	54709	MTA TAX DUE	\$419	\$419	\$443	\$340	\$434	-2.1%
A	3510	54800	RENT	\$24,000	\$24,000	\$24,000	\$22,000	\$24,000	0.0%
A	3510	59010	NYS RETIREMENT	\$24,220	\$26,000	\$24,054	\$6,014	\$20,288	-15.7%
A	3510	59030	SOCIAL SECURITY & MEDICARE	\$9,432	\$9,435	\$9,970	\$7,663	\$9,765	-2.1%
A	3510	59060	HEALTH INSURANCE	\$45,594	\$40,259	\$50,895	\$30,709	\$39,552	-22.3%
A	3510	59090	DENTAL/OPTICAL BENEFITS	\$3,652	\$3,067	\$3,899	\$3,335	\$3,941	1.1%
TOTALS:				\$242,788	\$236,440	\$260,194	\$176,050	\$241,680	-7.1%

Department Position Costing Summary

Budget Year: 2016

Department: ANIMAL CONTROL
 Scenario: Main
 Function: PUBLIC SAFETY
 Division: CONTROL OF DOGS

Stage: Adopted Budget
 Status: Active

Full-Time Positions	Profile Name	Pay Grade	Step	Total Salary	Total Benefits	Salary + Benefits	FTE
ANIMAL CONTROL OFFICER I	CSEA	18	1	44,214	22,964	67,178	1.00
ANIMAL CONTROL OFFICER II	CSEA	20	4	49,645	38,794	88,439	1.00
DIRECTOR OF CODE ENFORCEMENT	DH	5184-0028	1	22,190	12,781	34,971	0.25
ON CALL PAY (SPLIT BY ANIMAL CONTROL OFFICERS)				5,600	1,371	6,971	
Total Full-Time				121,648	75,910	197,558	2.25
PART-TIME/SEASONAL				6,000	479	6,479	
OVERTIME				1,200	216	1,416	
Grand Total				128,848	76,605	205,453	2.25

Department Summary

Department: LICENSE REVIEW BOARD

Function: PUBLIC SAFETY
Division: LICENSE REVIEW BOARD
Stage: Adopted Budget

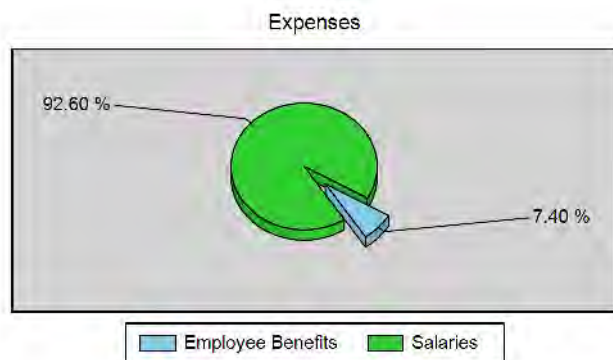
Budget Year: 2016
Accounting Reference: 3623

Mission Statement:

To administer the licensing requirements for businesses operating within the Town.

Department Responsibilities:

Review complaints against businesses related to operations and services provided within the Town and administer judgments against those who do not have licenses or abuse the privilege of having a license.





DEPARTMENT: LICENSE REVIEW BOARD EXPENDITURES

ACCOUNT			DESCRIPTION	2013 Actual	2014 Actual	2015 Adopted	2015 Actual YTD	2016 Adopted	% Chg
A	3623	51200	PART TIME SALARIES	\$17,577	\$18,388	\$18,388	\$13,791	\$18,756	2.0%
A	3623	52600	OTHER EQUIPMENT	\$0	\$0	\$200	\$0	\$0	-100.0%
A	3623	54100	OFFICE EXPENSE	\$0	\$0	\$400	\$0	\$0	-100.0%
A	3623	54110	ADVERTISING	\$233	\$119	\$500	\$63	\$0	-100.0%
A	3623	54709	MTA TAX DUE	\$60	\$63	\$63	\$47	\$64	2.0%
A	3623	59030	SOCIAL SECURITY & MEDICARE	\$1,345	\$1,407	\$1,407	\$1,055	\$1,435	2.0%
TOTALS:				\$19,214	\$19,977	\$20,957	\$14,955	\$20,254	-3.4%

Department Position Costing Summary

Budget Year: 2016

Department: LICENSE REVIEW BOARD
Scenario: Main
Function: PUBLIC SAFETY
Division: LICENSE REVIEW BOARD

Stage: Adopted Budget
Status: Active

Stipends	Profile Name	Pay Grade	Step	Total Salary	Total Benefits	Salary + Benefits
CHAIRPERSON - LRB	STIPENDS	0003-0499	1	5,516	441	5,957
MEMBER - LRB	STIPENDS	0003-1726	1	3,310	264	3,574
MEMBER - LRB	STIPENDS	0003-0502	1	3,310	264	3,574
MEMBER - LRB	STIPENDS	0003-2392	1	3,310	264	3,574
MEMBER - LRB	STIPENDS	0003-0793	1	3,310	264	3,574
Grand Total				18,756	1,499	20,254

Department Summary

Department: CIVIL DEFENSE

Function: PUBLIC SAFETY

Division: CIVIL DEFENSE

Stage: Adopted Budget

Budget Year: 2016

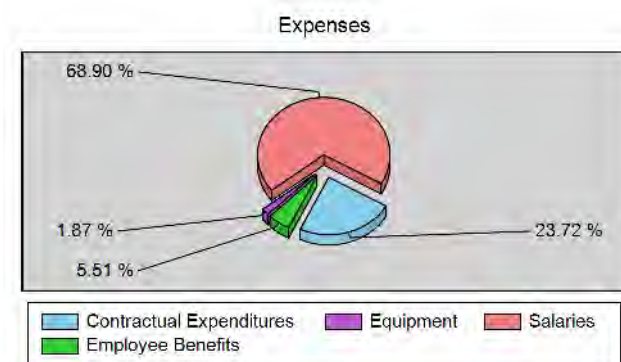
Accounting Reference: 3640

Mission Statement:

To coordinate the emergency services required by the public during storms, natural disasters, and other threatening conditions.

Department Responsibilities:

The Civil Defense function encompasses emergency preparedness and operations for hurricanes and other severe weather/storms, as well as hazardous spill response and other safety activities having public impact.



2016 Town of East Hampton ADOPTED BUDGET



DEPARTMENT: CIVIL DEFENSE EXPENDITURES

ACCOUNT			DESCRIPTION	2013 Actual	2014 Actual	2015 Adopted	2015 Actual YTD	2016 Adopted	% Chg
A	3640	51200	PART TIME SALARIES	\$15,563	\$18,375	\$18,375	\$13,781	\$18,375	0.0%
A	3640	52600	OTHER EQUIPMENT	\$1,000	\$120	\$800	\$0	\$500	-37.5%
A	3640	54100	OFFICE EXPENSE	\$200	\$46	\$175	\$104	\$175	0.0%
A	3640	54231	TRAINING EXPENSE	\$0	\$0	\$250	\$0	\$150	-40.0%
A	3640	54300	TELEPHONE	\$7,393	\$3,888	\$4,725	\$1,370	\$4,750	0.5%
A	3640	54500	SUBCONTRACT COSTS	\$125	\$17,087	\$500	\$0	\$500	0.0%
A	3640	54560	MOTOR VEHICLE REPAIRS & SUPP	\$36	\$0	\$0	\$0	\$0	0.0%
A	3640	54562	FUEL - MOTOR VEHICLE	\$0	\$218	\$300	\$0	\$300	0.0%
A	3640	54602	PROTECTIVE CLOTHING	\$0	\$0	\$100	\$0	\$50	-50.0%
A	3640	54622	MAINTENANCE OF EQUIPMENT.OTH	\$700	\$0	\$500	\$0	\$400	-20.0%
A	3640	54709	MTA TAX DUE	\$53	\$62	\$62	\$47	\$62	0.0%
A	3640	54810	FOOD & SUPPLIES	\$381	\$1,285	\$1,300	\$0	\$0	-100.0%
A	3640	59030	SOCIAL SECURITY & MEDICARE	\$1,191	\$1,406	\$1,406	\$1,054	\$1,406	0.0%
TOTALS:				\$26,641	\$42,488	\$28,493	\$16,357	\$26,668	-6.4%

Department Position Costing Summary

Budget Year: 2016

Department: CIVIL DEFENSE
Scenario: Main
Function: PUBLIC SAFETY
Division: CIVIL DEFENSE

Stage: Adopted Budget
Status: Active

Stipends	Profile Name	Pay Grade	Step	Total Salary	Total Benefits	Salary + Benefits	FTE
EMERGENCY PREPAREDNESS COORDINATOR	STIPENDS	5821-0513	1	18,375	1,468	19,843	
Grand Total				18,375	1,468	19,843	0.00

Department Summary

Department: SUBSTANCE ABUSE COUNSELING

Function: HEALTH
Division: SUBSTANCE ABUSE
COUNSELING
Stage: Adopted Budget

Budget Year: 2016
Accounting Reference: 4210

Mission Statement:

To provide quality substance abuse counseling and prevention.

Department Responsibilities:

The Town contracts with counseling and outside professionals to provide substance abuse counseling for local residents.



DEPARTMENT: SUBSTANCE ABUSE COUNSELING EXPENDITURES

ACCOUNT			DESCRIPTION	2013 Actual	2014 Actual	2015 Adopted	2015 Actual YTD	2016 Adopted	% Chg
A	4210	54519	PHOENIX HOUSE OUTPATIENT	\$50,000	\$50,000	\$50,000	\$45,687	\$50,000	0.0%
TOTALS:				\$50,000	\$50,000	\$50,000	\$45,687	\$50,000	0.0%

Department Summary

Department: SUPERINTENDENT OF HIGHWAYS

Function: TRANSPORTATION
Division: SUPERINTENDENT OF HIGHWAYS
Stage: Adopted Budget

Budget Year: 2016
Accounting Reference: 5010

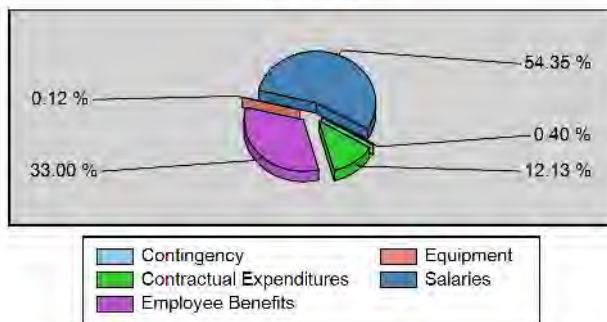
Mission Statement:

To ensure the maintenance and safety of the Town's roads system in good and bad weather conditions.

Department Responsibilities:

The Superintendent of Highways is elected every two years. The Superintendent has the responsibility for overseeing a department that maintains over 300 miles of roads in the Town. This particular budget section is used to pay for the salaries of the management and administrative staff of the Highway Department as well as the costs of operating the Highway Department Office.

Expenses





DEPARTMENT: SUPERINTENDENT OF HIGHWAYS EXPENDITURES

ACCOUNT			DESCRIPTION	2013 Actual	2014 Actual	2015 Adopted	2015 Actual YTD	2016 Adopted	% Chg
A	5010	51100	FULL-TIME SALARIES	\$245,717	\$267,717	\$255,340	\$221,058	\$260,447	2.0%
A	5010	51103	LONGEVITY	\$6,600	\$6,700	\$6,800	\$0	\$7,200	5.9%
A	5010	51200	PART TIME SALARIES	\$2,000	\$2,000	\$5,000	\$3,750	\$5,000	0.0%
A	5010	51300	OVERTIME	\$578	\$163	\$0	\$1,487	\$0	0.0%
A	5010	51990	CONTINGENCY	\$0	\$0	\$2,000	\$0	\$2,000	0.0%
A	5010	52200	OFFICE EQUIPMENT	\$554	\$850	\$600	\$208	\$600	0.0%
A	5010	52450	COMPUTER EQUIPMENT	\$941	\$2,200	\$0	\$0	\$0	0.0%
A	5010	54100	OFFICE EXPENSE	\$3,612	\$5,269	\$3,550	\$3,773	\$7,550	112.7%
A	5010	54200	TRAVEL CONFERENCES & DUES	\$196	\$23	\$300	\$284	\$300	0.0%
A	5010	54231	TRAINING EXPENSE	\$116	\$174	\$0	\$0	\$0	0.0%
A	5010	54300	TELEPHONE	\$5,148	\$4,576	\$5,500	\$5,179	\$6,000	9.1%
A	5010	54400	LEASE OF EQUIPMENT	\$393	\$205	\$2,800	\$2,214	\$7,000	150.0%
A	5010	54580	SUBCONTRACT EXPENSE	\$10,203	\$9,112	\$40,000	\$3,975	\$40,000	0.0%
A	5010	54709	MTA TAX DUE	\$867	\$940	\$908	\$771	\$903	-0.6%
A	5010	59010	NYS RETIREMENT	\$51,294	\$53,035	\$51,682	\$12,921	\$43,997	-14.9%
A	5010	59030	SOCIAL SECURITY & MEDICARE	\$19,500	\$21,158	\$20,436	\$17,344	\$20,307	-0.6%
A	5010	59060	HEALTH INSURANCE	\$81,056	\$82,712	\$90,480	\$72,439	\$93,337	3.2%
A	5010	59090	DENTAL/OPTICAL BENEFITS	\$6,492	\$6,709	\$6,932	\$5,677	\$7,006	1.1%
TOTALS:				\$435,267	\$463,543	\$492,328	\$351,080	\$501,646	1.9%

Department Position Costing Summary

Budget Year: 2016

Department: SUPERINTENDENT OF HIGHWAYS
 Scenario: Main
 Function: TRANSPORTATION
 Division: SUPERINTENDENT OF HIGHWAYS

Stage: Adopted Budget
 Status: Active

Full-Time Positions	Profile Name	Pay Grade	Step	Total Salary	Total Benefits	Salary + Benefits	FTE
ADMIN.ASST	CSEA	26	3	58,888	42,557	101,445	1.00
DEPUTY SUPT. OF HIGHWAYS	NR	7227-1884	1	78,674	46,453	125,126	1.00
SR. CLERK-TYPIST	CSEA	18	3	34,502	35,585	70,087	1.00
SUPERINTENDENT OF HIGHWAYS	EL	7328-2260	1	88,383	46,731	135,114	1.00
Total Full-Time				260,447	171,326	431,773	4.00

Stipends	Profile Name	Pay Grade	Step	Total Salary	Total Benefits	Salary + Benefits	FTE
HIGHWAY RADIO OPERATOR	STIPENDS	0000-0033	1	5,000	1,423	6,423	
Total Stipends				5,000	1,423	6,423	0.00

Grand Total				265,447	172,749	438,196	4.00
--------------------	--	--	--	----------------	----------------	----------------	-------------

Department Summary

Department: STREET LIGHTING

Function: TRANSPORTATION

Division: STREET LIGHTING

Stage: Adopted Budget

Budget Year: 2016

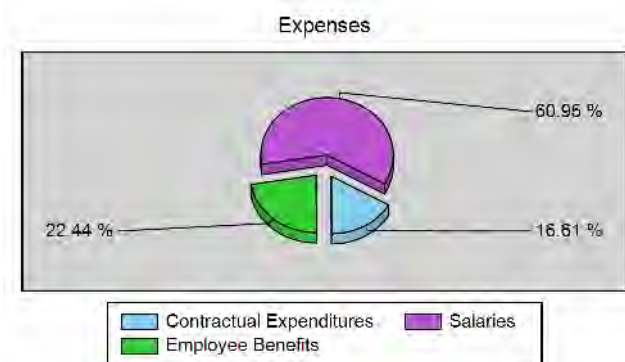
Accounting Reference: 5182

Mission Statement:

To provide professional and licensed street lighting and electrical services for the Town and its structures and facilities.

Department Responsibilities:

The Town's licensed electrician performs the maintenance of street lights and street lighting districts and services the Town's buildings, parks, recreational facilities, and other Town owned structures.





DEPARTMENT: STREET LIGHTING EXPENDITURES

ACCOUNT			DESCRIPTION	2013 Actual	2014 Actual	2015 Adopted	2015 Actual YTD	2016 Adopted	% Chg
A	5182	51100	FULL-TIME SALARIES	\$112,245	\$87,581	\$105,592	\$85,400	\$106,036	0.4%
A	5182	51103	LONGEVITY	\$2,983	\$1,400	\$1,400	\$0	\$1,550	10.7%
A	5182	51300	OVERTIME	\$513	\$2,998	\$2,500	\$4,867	\$2,500	0.0%
A	5182	54300	TELEPHONE	\$45	\$400	\$500	\$367	\$500	0.0%
A	5182	54310	LIGHT & POWER	\$14,933	\$18,417	\$19,000	\$19,162	\$19,000	0.0%
A	5182	54500	SUBCONTRACT COSTS	\$18,442	\$11,772	\$10,500	\$2,250	\$10,500	0.0%
A	5182	54709	MTA TAX DUE	\$394	\$313	\$372	\$307	\$369	-0.9%
A	5182	59010	NYS RETIREMENT	\$22,213	\$23,106	\$21,220	\$5,305	\$17,964	-15.3%
A	5182	59030	SOCIAL SECURITY & MEDICARE	\$8,854	\$7,036	\$8,376	\$6,905	\$8,303	-0.9%
A	5182	59060	HEALTH INSURANCE	\$29,505	\$9,317	\$10,320	\$8,072	\$10,384	0.6%
A	5182	59090	DENTAL/OPTICAL BENEFITS	\$3,246	\$2,940	\$3,466	\$2,838	\$3,503	1.1%
TOTALS:				\$213,373	\$165,280	\$183,247	\$135,473	\$180,609	-1.4%

Department Position Costing Summary

Budget Year: 2016

Department: STREET LIGHTING
 Scenario: Main
 Function: TRANSPORTATION
 Division: STREET LIGHTING

Stage: Adopted Budget
 Status: Active

Position	Profile Name	Pay Grade	Step	Total Salary	Total Benefits	Salary + Benefits	FTE
ELECTRICAL SERVICES SUPERVISOR	CSEA	28	3	64,021	17,430	81,451	1.00
LABORER	CSEA	13	4	40,827	23,685	64,512	1.00
<i>Promotion to Maintenance Mechanic I</i>				1,188	309	1,497	
Total Full-Time				106,036	41,424	147,460	2.00
OVERTIME				2,500	650	3,150	
Grand Total				108,536	42,073	150,609	2.00

Department Summary

Department: OFF-STREET PARKING

Function: TRANSPORTATION
Division: OFF-STREET PARKING
Stage: Adopted Budget

Budget Year: 2016
Accounting Reference: 5650

Mission Statement:

To maintain off-street parking areas.

Department Responsibilities:

Under the direction of the Highway Department, off-street parking areas (parking lots) are maintained by the Town. The funds in this account are used for this purpose.



DEPARTMENT: OFF-STREET PARKING EXPENDITURES

ACCOUNT			DESCRIPTION	2013 Actual	2014 Actual	2015 Adopted	2015 Actual YTD	2016 Adopted	% Chg
A	5650	54500	SUBCONTRACT COSTS	\$38,422	\$107,690	\$40,800	\$63,611	\$60,000	47.1%
A	5650	54570	MAINTENANCE	\$24,459	\$0	\$0	\$0	\$0	0.0%
TOTALS:				\$62,881	\$107,690	\$40,800	\$63,611	\$60,000	47.1%

Department Summary

Department: ADULT DAY CARE

Function: ECONOMIC
OPPORTUNITY &
DEVELOP

Budget Year: 2016

Division: ADULT DAY CARE

Accounting Reference: 6055

Stage: Adopted Budget

Mission Statement:

To provide a structured and comprehensive program of social and therapeutic activities in a safe, protective environment for persons age 60 and over who are functionally impaired mentally and/or physically with socialization, supervision and monitoring, personal care, and nutrition. To provide caregivers with respite and support so they can continue working or have relief from the stresses of caring for an impaired parent, spouse, or partner.

Department Responsibilities:

Designing and implementing adult day care centers; providing individual initial in-home assessments and annual reassessments of clients; developing care plans for each client; maintaining client files; planning and supervising activities; entering client's data into NY State Office for the Aging data system; supervision of ADC staff; preparation and submission of program and statistical reports to County and State Offices for the Aging; facilitating care givers support groups; receiving of client donations and preparation of deposits for submission to bookkeeping.



2016 Town of East Hampton ADOPTED BUDGET



**DEPARTMENT: ADULT DAY CARE
EXPENDITURES**

ACCOUNT			DESCRIPTION	2013 Actual	2014 Actual	2015 Adopted	2015 Actual YTD	2016 Adopted	% Chg
A	6055	51100	FULL-TIME SALARIES	\$171,395	\$160,472	\$184,956	\$147,405	\$217,850	17.8%
A	6055	51103	LONGEVITY	\$12,061	\$6,200	\$8,400	\$0	\$10,475	24.7%
A	6055	51200	PART TIME SALARIES	\$7,877	\$6,128	\$0	\$0	\$0	0.0%
A	6055	51300	OVERTIME	\$0	\$0	\$0	\$22	\$0	0.0%
A	6055	52600	OTHER EQUIPMENT	\$959	\$0	\$0	\$0	\$0	0.0%
A	6055	54200	TRAVEL CONFERENCES & DUES	\$0	\$200	\$300	\$0	\$300	0.0%
A	6055	54300	TELEPHONE	\$952	\$956	\$1,000	\$515	\$1,000	0.0%
A	6055	54401	SUPPLIES	\$437	\$1,579	\$1,300	\$2,226	\$1,500	15.4%
A	6055	54620	MAINTENANCE OF OFFICE EQUIP	\$390	\$425	\$500	\$319	\$500	0.0%
A	6055	54709	MTA TAX DUE	\$651	\$588	\$657	\$501	\$741	12.7%
A	6055	54813	FOOD - SENIOR CITIZEN PROGRA	\$389	\$255	\$750	\$1,003	\$1,000	33.3%
A	6055	59010	NYS RETIREMENT	\$45,208	\$39,404	\$37,366	\$9,342	\$36,004	-3.6%
A	6055	59030	SOCIAL SECURITY & MEDICARE	\$14,637	\$13,219	\$14,792	\$11,278	\$16,666	12.7%
A	6055	59060	HEALTH INSURANCE	\$88,136	\$60,484	\$100,800	\$58,082	\$89,489	-11.2%
A	6055	59090	DENTAL/OPTICAL BENEFITS	\$7,994	\$6,986	\$8,665	\$4,682	\$9,633	11.2%
TOTALS:				\$351,086	\$296,895	\$359,486	\$235,375	\$385,158	7.1%

Department Position Costing Summary

Budget Year: 2016

Department:	ADULT DAY CARE	Stage:	Adopted Budget
Scenario:	Main	Status:	Active
Function:	ECONOMIC OPPORTUNITY & DEVELOP		
Division:	ADULT DAY CARE		

Full-Time Positions	Profile Name	Pay Grade	Step	Total Salary	Total Benefits	Salary + Benefits	FTE
ADULT DAYCARE PROG. SUPERVISOR	CSEA	26	Off	28,177	21,218	49,395	0.50
<i>Increase hours from 35 to 40 per week</i>				3,939	1,024	4,963	
ASS'T ADULT DAY CARE SUP'V	CSEA	22	1	43,625	22,820	66,445	1.00
HOME HEALTH AIDE	CSEA	12	3	34,196	35,510	69,706	1.00
HOME HEALTH AIDE	CSEA	12	Off	37,401	23,845	61,247	1.00
HOME HEALTH AIDE	CSEA	12	4	36,316	22,580	58,895	1.00
HOME HEALTH AIDE	CSEA	12	3	34,196	36,010	70,206	1.00
Grand Total				217,850	163,008	380,858	5.50

Department Summary

Department: VETERANS SERVICES

Function: ECONOMIC
OPPORTUNITY &
DEVELOP

Budget Year: 2016

Division: VETERANS SERVICES
Stage: Adopted Budget

Accounting Reference: 6510

Mission Statement:

To provide funding for Veterans Transportation.

Department Responsibilities:

Funds to support the activities of local veteran organizations, and in particular to support the efforts of local Veteran groups in transporting veterans to hospitals, etc, by providing fuel for their vehicles. Funds from this line are also used to purchase flags to line streets on special occasions.



DEPARTMENT: VETERANS SERVICES EXPENDITURES

ACCOUNT			DESCRIPTION	2013 Actual	2014 Actual	2015 Adopted	2015 Actual YTD	2016 Adopted	% Chg
A	6510	54805	VETERAN'S SERVICES	\$4,973	\$3,419	\$4,000	\$2,089	\$4,000	0.0%
TOTALS:				\$4,973	\$3,419	\$4,000	\$2,089	\$4,000	0.0%

Department Summary

Department: NUTRITION PROGRAM FOR ELDERLY

Function: ECONOMIC
OPPORTUNITY &
DEVELOP

Budget Year: 2016

Division: NUTRITION PROGRAM
FOR ELDERLY

Accounting Reference: 6772

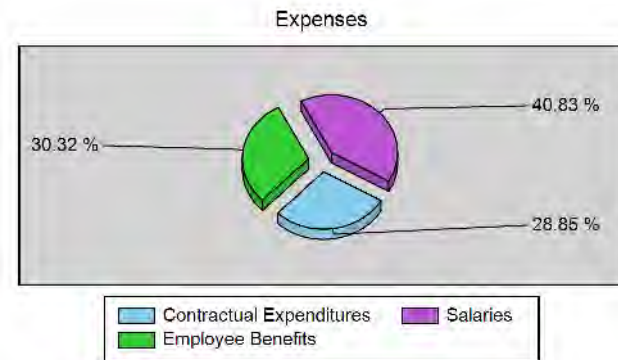
Stage: Adopted Budget

Mission Statement:

The purpose of the congregate Nutrition for the Elderly Program is to provide residents age 60 and over nutritious meals, social activities and supportive services. The goal of the program is to improve, maintain, or delay the decline in the nutritional and mental health status of seniors enabling them to remain independent in their own homes and communities.

Department Responsibilities:

The Senior Nutrition Program is a vital part of Senior Services. The Congregate meal program provides a hot nutritious meal to senior participants age 60 and older five days a week. Meals are provided in a bright and cheerful setting. Many social, cultural, educational and recreational opportunities are offered.





DEPARTMENT: NUTRITION PROGRAM FOR ELDERLY EXPENDITURES

ACCOUNT			DESCRIPTION	2013 Actual	2014 Actual	2015 Adopted	2015 Actual YTD	2016 Adopted	% Chg
A	6772	51100	FULL-TIME SALARIES	\$162,412	\$198,222	\$222,707	\$171,260	\$218,902	-1.7%
A	6772	51103	LONGEVITY	\$5,600	\$6,200	\$7,600	\$0	\$6,650	-12.5%
A	6772	51200	PART TIME SALARIES	\$29,343	\$4,494	\$0	\$2,361	\$16,155	100.0%
A	6772	52100	FURNITURE & FIXTURES	\$0	\$1,618	\$0	\$0	\$0	0.0%
A	6772	52600	OTHER EQUIPMENT	\$9,375	\$3,129	\$0	\$0	\$0	0.0%
A	6772	54300	TELEPHONE	\$114	\$4	\$120	\$4	\$120	0.0%
A	6772	54420	OTHER EQUIPMENT RENTAL/MAINT	\$1,634	\$1,598	\$2,000	\$1,475	\$2,000	0.0%
A	6772	54500	SUBCONTRACT COSTS	\$0	\$884	\$1,150	\$55	\$1,105	-3.9%
A	6772	54600	UNIFORMS	\$618	\$283	\$650	\$499	\$800	23.1%
A	6772	54622	MAINTENANCE OF EQUIPMENT.OTH	\$3,553	\$2,484	\$3,500	\$1,301	\$3,500	0.0%
A	6772	54670	BUILDING & MAINT. SUPPLIES	\$0	\$0	\$0	\$0	\$0	0.0%
A	6772	54709	MTA TAX DUE	\$671	\$710	\$783	\$590	\$799	2.1%
A	6772	54720	BUILDING & MAINT. SUPPLIES	\$11,326	\$11,886	\$12,000	\$9,279	\$12,000	0.0%
A	6772	54812	MONTAUK NUTRITION PROGRAM	\$73,605	\$75,105	\$81,068	\$81,068	\$81,248	0.2%
A	6772	54813	FOOD - SENIOR CITIZEN PROGRA	\$61,854	\$65,156	\$70,000	\$50,739	\$70,000	0.0%
A	6772	59010	NYS RETIREMENT	\$41,790	\$42,887	\$44,595	\$11,149	\$36,119	-19.0%
A	6772	59030	SOCIAL SECURITY & MEDICARE	\$15,098	\$15,982	\$17,618	\$13,281	\$17,982	2.1%
A	6772	59060	HEALTH INSURANCE	\$99,539	\$90,677	\$111,120	\$97,372	\$114,106	2.7%
A	6772	59090	DENTAL/OPTICAL BENEFITS	\$9,738	\$9,781	\$10,398	\$8,521	\$10,509	1.1%
TOTALS:				\$526,269	\$531,102	\$585,308	\$448,955	\$591,995	1.1%

Department Position Costing Summary

Budget Year: 2016

Department: NUTRITION PROGRAM FOR ELDERLY
 Scenario: Main
 Function: ECONOMIC OPPORTUNITY & DEVELOP
 Division: NUTRITION PROGRAM FOR ELDERLY

Stage: Adopted Budget
 Status: Active

Full-Time Positions	Profile Name	Pay Grade	Step	Total Salary	Total Benefits	Salary + Benefits	FTE
ASSISTANT COOK	CSEA	11	1	31,978	19,967	51,946	1.00
ASSISTANT COOK	CSEA	11	1	31,978	19,967	51,946	1.00
ASSISTANT COOK	CSEA	11	1	31,978	32,917	64,896	1.00
FOOD SERVICE WORKER	CSEA	08	Off	33,618	35,869	69,487	1.00
SENIOR CITIZEN PGM SUPERVISOR	CSEA	20	5	50,624	40,034	90,658	1.00
SR. CLERK TYPIST	CSEA	18	0	38,725	36,119	74,844	1.00
Total Full-Time				218,902	184,874	403,776	6.00

Part-Time Positions	Profile Name	Pay Grade	Step	Total Salary	Total Benefits	Salary + Benefits	FTE
PT FOOD SERVICE WORKER	PT	812P	1	16,155	1,290	17,446	0.50
Total Part-Time				16,155	1,290	17,446	0.50

Grand Total				235,058	186,163	421,222	6.50
--------------------	--	--	--	----------------	----------------	----------------	-------------

Department Summary

Department: HUMAN SERVICES

Function: ECONOMIC
OPPORTUNITY &
DEVELOP

Budget Year: 2016

Division: HUMAN SERVICES

Accounting Reference: 6773


Stage: Adopted Budget

Mission Statement:

To ensure the right of all East Hampton residents to the best quality of life possible. Its purpose is to provide a range of services and programs that enable senior residents and those with special needs to have those needs met in a caring environment.

Department Responsibilities:

The Department of Human Services is directly responsible for the coordination of many public programs within the Town of East Hampton. The Human Services Department works diligently to meet the needs of the community. The Senior Nutrition Center serves as a focal point for social, recreational and educational programs for East Hampton residents 60 and over. Administers the Congregate Nutrition, Transportation, In-Home Services, Adult Day Care, Case Management and Residential Repair Programs.



Key Performance Indicators	2013 Actual	2014 Actual	2015 Projected	2016 Target
Number of East Hampton Congregate Meals Served	17,172	16,763	17,500	18,000
Number of Montauk Congregate Meals Served	6,223	6,065	7,025	7,025
Number of East Hampton Senior Participants in Nutrition Program	332	345	360	400
Number of Montauk Senior Participants in Nutrition Program	115	95	120	120
Number of Seniors Transported	240	231	245	260
Transportation - Number of Rides	18,053	18,249	18,500	19,000
Number of Adult Day Care Participants (E. Hampton & Montauk)	21	21	25	25
Number of Case Management Assessments (Year-round EISEP)	36	47	50	55
Number of Home Visits (Year-round)	72	94	100	110
Number of Seniors Receiving Housekeeping	36	47	50	55
Number of Unannounced Home Visits	72	80	100	110
Number of Clients Assisted in Residential Repair	65	71	75	75
Annual Hours of Housekeeping Services Provided	1980	2,750	2,750	3,020

2016 Town of East Hampton ADOPTED BUDGET



DEPARTMENT: HUMAN SERVICES EXPENDITURES

ACCOUNT			DESCRIPTION	2013 Actual	2014 Actual	2015 Adopted	2015 Actual YTD	2016 Adopted	% Chg
A	6773	51100	FULL-TIME SALARIES	\$239,894	\$248,528	\$255,606	\$215,577	\$260,718	2.0%
A	6773	51103	LONGEVITY	\$7,520	\$9,520	\$10,520	\$0	\$11,190	6.4%
A	6773	52450	COMPUTER EQUIPMENT	\$3,460	\$1,749	\$3,500	\$2,337	\$0	-100.0%
A	6773	52600	OTHER EQUIPMENT	\$181	\$240	\$250	\$1,328	\$250	0.0%
A	6773	54100	OFFICE EXPENSE	\$1,467	\$2,111	\$3,000	\$1,435	\$2,500	-16.7%
A	6773	54140	PRINTING	\$204	\$181	\$250	\$89	\$250	0.0%
A	6773	54200	TRAVEL CONFERENCES & DUES	\$818	\$1,372	\$4,000	\$2,307	\$4,000	0.0%
A	6773	54300	TELEPHONE	\$2,576	\$1,702	\$2,700	\$1,188	\$2,700	0.0%
A	6773	54400	LEASE OF EQUIPMENT	\$3,232	\$2,513	\$3,000	\$1,928	\$3,450	15.0%
A	6773	54401	SUPPLIES	\$303	\$65	\$350	\$0	\$350	0.0%
A	6773	54500	SUBCONTRACT COSTS	\$5,225	\$8,014	\$5,200	\$1,679	\$5,200	0.0%
A	6773	54507	COMMUNITY COUNCIL	\$2,500	\$2,500	\$2,500	\$2,500	\$2,500	0.0%
A	6773	54509	S. HAMPTON HOSPITAL WELLNESS	\$2,500	\$2,500	\$2,500	\$0	\$2,500	0.0%
A	6773	54513	RSVP	\$5,000	\$5,000	\$5,000	\$3,654	\$2,500	-50.0%
A	6773	54515	FOOD PANTRY	\$5,000	\$5,000	\$0	\$0	\$0	0.0%
A	6773	54524	FAMILY SERVICE LEAGUE	\$50,000	\$50,000	\$50,000	\$37,669	\$50,000	0.0%
A	6773	54550	REPAIRS GENERAL	\$422	\$331	\$500	\$0	\$500	0.0%
A	6773	54555	RETREAT	\$5,000	\$5,000	\$5,000	\$0	\$5,000	0.0%
A	6773	54709	MTA TAX DUE	\$841	\$877	\$905	\$733	\$886	-2.0%
A	6773	54720	BUILDING & MAINT. SUPPLIES	\$2,890	\$2,597	\$3,000	\$1,605	\$3,000	0.0%
A	6773	54881	SO FORK COMMUNITY HEALTH INI	\$0	\$0	\$25,000	\$25,000	\$25,000	0.0%
A	6773	54884	PDF	\$2,500	\$2,500	\$2,500	\$0	\$2,500	0.0%
A	6773	54888	PROJECT MOST	\$35,000	\$35,000	\$35,000	\$17,500	\$35,000	0.0%
A	6773	54944	EAST END DISABILITIES GROUP	\$0	\$0	\$0	\$0	\$5,000	100.0%
A	6773	59010	NYS RETIREMENT	\$57,111	\$54,459	\$51,461	\$12,865	\$43,019	-16.4%
A	6773	59030	SOCIAL SECURITY & MEDICARE	\$18,927	\$19,741	\$20,359	\$16,492	\$19,945	-2.0%
A	6773	59060	HEALTH INSURANCE	\$97,268	\$85,728	\$96,276	\$73,271	\$99,055	2.9%
A	6773	59090	DENTAL/OPTICAL BENEFITS	\$7,790	\$8,192	\$8,318	\$6,812	\$8,407	1.1%
TOTALS:				\$557,629	\$555,419	\$596,695	\$425,967	\$595,420	-0.2%

Department Position Costing Summary

Budget Year: 2016

Department:	HUMAN SERVICES	Stage:	Adopted Budget
Scenario:	Main	Status:	Active
Function:	ECONOMIC OPPORTUNITY & DEVELOP		
Division:	HUMAN SERVICES		

Full-Time Positions	Profile Name	Pay Grade	Step	Total Salary	Total Benefits	Salary + Benefits	FTE
ACCOUNT CLERK TYPIST	CSEA	16	Off	42,116	38,450	80,566	1.00
ADMIN.ASST	CSEA	26	3	51,527	39,255	90,782	1.00
COMMUNITY SERV WKR SPANISH SPEAKING	CSEA	17	2	35,303	30,354	65,657	0.80
MAINTENANCE MECHANIC II	CSEA	16	Off	48,133	39,423	87,556	1.00
TOWN DIRECTOR OF HUMAN SERVICES	DH	8709-1920	1	83,640	35,019	118,659	1.00
Grand Total				260,718	182,502	443,220	4.80



DEPARTMENT: ARTS & CULTURAL AFFAIRS EXPENDITURES

ACCOUNT			DESCRIPTION	2013 Actual	2014 Actual	2015 Adopted	2015 Actual YTD	2016 Adopted	% Chg
A	7010	54642	EAST END SPECIAL PLAYERS	\$10,000	\$10,000	\$10,000	\$10,000	\$10,000	0.0%
A	7010	54643	EH HISTORICAL SOC. -2ND HOUSE	\$0	\$0	\$20,000	\$0	\$20,000	0.0%
TOTALS:				\$10,000	\$10,000	\$30,000	\$10,000	\$30,000	0.0%

Department Summary

Department: RECREATION ADMINISTRATION

Function: CULTURE &
RECREATION
Division: RECREATION
ADMINISTRATION
Stage: Adopted Budget

Budget Year: 2016

Accounting Reference: 7020

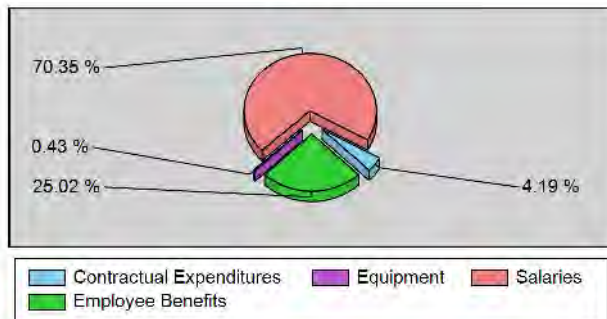
Mission Statement:

The East Hampton Town Recreation Department offers a variety of parks, beaches, and year-round recreational programs, activities, and events for all ages. The department exists to benefit the community with the highest quality of recreational services on the East End. Recreation programs provide recreation and leisure opportunities through organized programs by developing, maintaining, preserving, and enhancing recreation areas and facilities in the most cost-efficient manner. The Recreation, Parks, Beaches, and Lifeguard staff constantly pursues excellence and dedication in providing the best possible services within resource and budgetary limits. The parks and beaches are beautifully maintained so that they may be enjoyed to the fullest. Staff takes pride in the aesthetics of our surroundings, and are dedicated to building strong recreational opportunities for the entire East Hampton Town community.

Department Responsibilities:

The Recreation Department, in conjunction with the Buildings and Grounds Department, oversees and maintains approximately 29 parks and beaches, and the Montauk Playhouse. Recreation programs are offered year-round, and they are given not only at town operated facilities, parks, and beaches, but also at all East Hampton Public School locations. Using the public school facilities and fields allows our department to better enhance recreation program and activity options, as well as bringing the community closer together. The Recreation Department employs 5 full time and approximately 170 part time positions throughout the year, and works closely with both the East Hampton Town's Buildings and Grounds Department. Staff is frequently shared between departments in order to maximize the potential service opportunities for the East Hampton Town community, and to further the efficiency of the East Hampton Town's workforce. Employees are shared with the Buildings and Grounds Department for facilities and parks maintenance needs. The Recreation Department also works with the Montauk Chamber of Commerce in order to promote recreational options for the community, and the Montauk Chamber of Commerce offers us the use of their building every year for the annual Turkey Trot or "Run for Fun" each Thanksgiving. The Recreation Department also schedules recreational programs in conjunction with other organizations and agencies such as the local libraries, Montauk Youth, local school programs, and private sector programs.

Expenses



Key Performance Indicators	2013 Actual	2014 Actual	2015 Projected	2016 Target
Number of Summer Programs	12	13	14	14
Summer Program Revenue	\$100,189	90441	90000	90000
Number of Non-Summer Programs	28	26	27	27
Non-Summer Program Revenue	\$31,500	41437	42000	42000
Number of Beaches Staffed	8	8	8	8
Number of Sports Fields Maintained	10	10	10	10
Number of Lifeguards	88	85	85	85
Number of Year-Round Programs	5	4	4	4
Seasonal Staff Positions	66	68	66	66
Field Usage Revenue	\$15,000	14725	14000	14000
Parking Revenue	\$34,080	39240	42000	40000

2016 Town of East Hampton ADOPTED BUDGET



DEPARTMENT: RECREATION ADMINISTRATION EXPENDITURES

ACCOUNT			DESCRIPTION	2013 Actual	2014 Actual	2015 Adopted	2015 Actual YTD	2016 Adopted	% Chg
A	7020	51100	FULL-TIME SALARIES	\$219,265	\$223,263	\$227,417	\$193,305	\$231,965	2.0%
A	7020	51103	LONGEVITY	\$8,525	\$7,225	\$8,263	\$0	\$8,794	6.4%
A	7020	51200	PART TIME SALARIES	\$194,857	\$218,065	\$245,000	\$210,954	\$245,000	0.0%
A	7020	51300	OVERTIME	\$0	\$0	\$0	\$244	\$0	0.0%
A	7020	52450	COMPUTER EQUIPMENT	\$0	\$90	\$500	\$0	\$500	0.0%
A	7020	52500	BOAT EQUIPMENT	\$772	\$2,514	\$0	\$0	\$0	0.0%
A	7020	52600	OTHER EQUIPMENT	\$1,215	\$1,033	\$3,000	\$87	\$2,500	-16.7%
A	7020	54100	OFFICE EXPENSE	\$1,499	\$1,427	\$1,500	\$640	\$1,500	0.0%
A	7020	54155	COMPUTER SOFTWARE	\$0	\$0	\$200	\$0	\$200	0.0%
A	7020	54300	TELEPHONE	\$4,312	\$3,718	\$4,250	\$3,329	\$4,250	0.0%
A	7020	54500	SUBCONTRACT COSTS	\$70	\$0	\$2,000	\$1,320	\$500	-75.0%
A	7020	54550	REPAIRS GENERAL	\$1,158	\$1,464	\$2,000	\$2,001	\$2,000	0.0%
A	7020	54571	BOAT MAINTENANCE	\$0	\$0	\$2,000	\$1,079	\$2,000	0.0%
A	7020	54600	UNIFORMS	\$4,462	\$4,295	\$4,500	\$1,399	\$4,500	0.0%
A	7020	54701	SPECIAL EVENTS	\$4,730	\$10,180	\$4,700	\$1,544	\$5,000	6.4%
A	7020	54709	MTA TAX DUE	\$1,437	\$1,525	\$1,634	\$1,375	\$1,622	-0.8%
A	7020	54721	RECREATION SUPPLIES	\$6,819	\$7,226	\$7,500	\$7,475	\$9,000	20.0%
A	7020	59010	NYS RETIREMENT	\$45,541	\$47,217	\$45,545	\$11,386	\$38,274	-16.0%
A	7020	59030	SOCIAL SECURITY & MEDICARE	\$32,332	\$34,314	\$36,772	\$30,944	\$36,488	-0.8%
A	7020	59060	HEALTH INSURANCE	\$76,742	\$75,476	\$85,673	\$68,208	\$87,855	2.5%
A	7020	59090	DENTAL/OPTICAL BENEFITS	\$7,912	\$8,036	\$8,448	\$6,919	\$8,538	1.1%
TOTALS:				\$611,647	\$647,067	\$690,901	\$542,209	\$690,486	-0.1%

Department Position Costing Summary

Budget Year: 2016

Department: RECREATION ADMINISTRATION
 Scenario: Main
 Function: CULTURE & RECREATION
 Division: RECREATION ADMINISTRATION

Stage: Adopted Budget
 Status: Active

Full-Time Positions	Profile Name	Pay Grade	Step	Total Salary	Total Benefits	Salary + Benefits	FTE
ASSISTANT RECREATION LDR	CSEA	15	1	36,824	21,154	57,978	1.00
ASSISTANT RECREATION LDR	CSEA	15	Off	41,911	38,400	80,311	1.00
ASSISTANT RECREATION LDR	CSEA	15	4	39,097	23,261	62,358	1.00
CLERK TYPIST/CUSTODIAN	CSEA	12	5	35,594	32,461	68,054	0.88
SUPERINTENDENT OF RECREATION	DH	4022-1859	1	78,540	46,720	125,260	1.00
Total Full-Time				231,965	161,995	393,960	4.88
PART-TIME/SEASONAL				245,000	19,576	264,576	
Grand Total				476,965	181,571	658,536	4.88

Department Summary

Department: PARKS

Function: CULTURE &
RECREATION

Budget Year: 2016

Division: PARKS

Accounting Reference: 7110

Stage: Adopted Budget

Mission Statement:

To maintain and ensure the highest quality parks and recreational opportunities for Town residents.

Department Responsibilities:

The Parks Department operates and maintains Town park facilities and athletic fields. In addition, the Parks staff cleans and maintains the Town beaches and green areas.



2016 Town of East Hampton ADOPTED BUDGET



DEPARTMENT: PARKS EXPENDITURES

ACCOUNT			DESCRIPTION	2013 Actual	2014 Actual	2015 Adopted	2015 Actual YTD	2016 Adopted	% Chg
A	7110	51100	FULL-TIME SALARIES	\$164,997	\$168,748	\$169,817	\$141,919	\$175,281	3.2%
A	7110	51103	LONGEVITY	\$4,700	\$5,200	\$6,600	\$0	\$7,200	9.1%
A	7110	51200	PART TIME SALARIES	\$135,513	\$133,127	\$177,000	\$167,785	\$222,240	25.6%
A	7110	51300	OVERTIME	\$1,129	\$2,189	\$3,000	\$3,618	\$3,000	0.0%
A	7110	52300	VEHICLES	\$13,200	\$0	\$0	\$0	\$0	0.0%
A	7110	54100	OFFICE EXPENSE	\$877	\$941	\$1,000	\$252	\$1,000	0.0%
A	7110	54300	TELEPHONE	\$4,114	\$5,436	\$5,000	\$4,788	\$5,500	10.0%
A	7110	54310	LIGHT & POWER	\$22,008	\$8,270	\$0	\$0	\$0	0.0%
A	7110	54320	WATER	\$2,414	\$3,224	\$4,000	\$1,566	\$4,000	0.0%
A	7110	54500	SUBCONTRACT COSTS	\$2,934	\$3,849	\$4,000	\$2,801	\$5,000	25.0%
A	7110	54550	REPAIRS GENERAL	\$31,457	\$29,405	\$39,500	\$28,165	\$39,500	0.0%
A	7110	54560	MOTOR VEHICLE REPAIRS & SUPP	\$32,289	\$22,698	\$28,500	\$6,724	\$28,500	0.0%
A	7110	54562	FUEL - MOTOR VEHICLE	\$82,807	\$76,232	\$79,000	\$42,595	\$80,000	1.3%
A	7110	54600	UNIFORMS	\$138	\$494	\$500	\$82	\$500	0.0%
A	7110	54702	BALLFIELD MAINTENANCE	\$4,133	\$6,464	\$4,000	\$4,915	\$5,000	25.0%
A	7110	54709	MTA TAX DUE	\$1,041	\$1,052	\$1,212	\$1,065	\$1,361	12.3%
A	7110	59010	NYS RETIREMENT	\$34,209	\$35,864	\$34,707	\$8,677	\$29,479	-15.1%
A	7110	59030	SOCIAL SECURITY & MEDICARE	\$23,435	\$23,659	\$27,266	\$23,969	\$30,640	12.4%
A	7110	59060	HEALTH INSURANCE	\$59,010	\$59,774	\$65,880	\$52,363	\$67,437	2.4%
A	7110	59090	DENTAL/OPTICAL BENEFITS	\$6,492	\$6,709	\$6,932	\$5,677	\$7,006	1.1%
TOTALS:				\$626,897	\$593,337	\$657,913	\$496,961	\$712,645	8.3%

Department Position Costing Summary

Budget Year: 2016

Department: PARKS **Stage:** Adopted Budget
Scenario: Main **Status:** Active
Function: CULTURE & RECREATION
Division: PARKS

Full-Time Positions	Profile Name	Pay Grade	Step	Total Salary	Total Benefits	Salary + Benefits	FTE
LABORER	CSEA	13	4	40,827	23,685	64,512	1.00
<i>Promote to Maintenance Mechanic I</i>				1,188	95	1,283	
MAINTENANCE MECHANIC II	CSEA	16	3	44,881	24,677	69,558	1.00
MAINTENANCE MECHANIC II	CSEA	16	Off	48,133	39,423	87,556	1.00
SR. CLERK-TYPIST	CSEA	18	3	40,252	36,494	76,746	1.00
Total Full-Time				175,281	124,374	299,655	4.00
PART-TIME/SEASONAL				222,240	17,757	239,997	
OVERTIME				3,000	993	3,993	
Grand Total				400,521	143,123	543,645	4.00

Department Summary

Department: RECREATION CENTER

Function: CULTURE &
RECREATION

Division: RECREATION CENTER

Stage: Adopted Budget

Budget Year: 2016

Accounting Reference: 7140

Mission Statement:

To provide various recreational opportunities to Town residents in a Town-owned facility that contains a pool and other athletic equipment.

Department Responsibilities:

The REC Center building was purchased by the Town in 2001. The Town contracts the YMCA to operate the facility.



DEPARTMENT: RECREATION CENTER EXPENDITURES

ACCOUNT				DESCRIPTION				2013	2014	2015	2015	2016	
								Actual	Actual	Adopted	Actual YTD	Adopted	% Chg
A	7140	54508	SUBCONTRACTORS-YMCA	\$590,000	\$590,000	\$590,000	\$295,000	\$590,000	0.0%				
TOTALS:				\$590,000	\$590,000	\$590,000	\$295,000	\$590,000	0.0%				

Department Summary

Department: BEACHES

Function: CULTURE &
RECREATION

Budget Year: 2016

Division: BEACHES

Accounting Reference: 7180


Stage: Adopted Budget

Mission Statement:

To maintain safety at Town-owned and operated "official" public beaches.

Department Responsibilities:

The Beaches section of the budget funds all lifeguard pay and supports facilities related to Town beaches (comfort stations, buoys, signs, etc.).



2016 Town of East Hampton ADOPTED BUDGET



DEPARTMENT: BEACHES EXPENDITURES

ACCOUNT			DESCRIPTION	2013 Actual	2014 Actual	2015 Adopted	2015 Actual YTD	2016 Adopted	% Chg
A	7180	51200	PART TIME SALARIES	\$441,934	\$434,143	\$478,000	\$500,377	\$508,000	6.3%
A	7180	52600	OTHER EQUIPMENT	\$14,526	\$16,437	\$9,100	\$8,234	\$9,100	0.0%
A	7180	54100	OFFICE EXPENSE	\$199	\$46	\$200	\$18	\$200	0.0%
A	7180	54310	LIGHT & POWER	\$5,628	\$2,271	\$6,000	\$626	\$0	-100.0%
A	7180	54320	WATER	\$2,172	\$2,418	\$3,000	\$1,662	\$3,000	0.0%
A	7180	54500	SUBCONTRACT COSTS	\$2,310	\$3,095	\$2,800	\$2,781	\$2,800	0.0%
A	7180	54550	REPAIRS GENERAL	\$12,292	\$15,459	\$16,000	\$6,883	\$16,000	0.0%
A	7180	54560	MOTOR VEHICLE REPAIRS & SUPP	\$954	\$1,277	\$2,500	\$390	\$2,500	0.0%
A	7180	54562	FUEL - MOTOR VEHICLE	\$4,626	\$4,360	\$4,500	\$3,910	\$4,500	0.0%
A	7180	54600	UNIFORMS	\$13,256	\$12,109	\$13,500	\$12,139	\$13,500	0.0%
A	7180	54709	MTA TAX DUE	\$1,483	\$1,476	\$1,625	\$1,701	\$1,727	6.3%
A	7180	54720	BUILDING & MAINT. SUPPLIES	\$7,935	\$4,992	\$5,000	\$5,000	\$7,000	40.0%
A	7180	54731	SIGNS	\$4,522	\$2,857	\$4,000	\$1,321	\$4,000	0.0%
A	7180	54991	SAFETY SUPPLIES	\$0	\$929	\$1,250	\$1,101	\$1,250	0.0%
A	7180	59010	NYS RETIREMENT	\$0	\$0	\$0	\$0	\$38,000	100.0%
A	7180	59030	SOCIAL SECURITY & MEDICARE	\$33,377	\$33,212	\$36,567	\$38,279	\$38,862	6.3%
TOTALS:				\$545,214	\$535,082	\$584,042	\$584,423	\$650,439	11.4%

Department Position Costing Summary

Budget Year: 2016

Department:	BEACHES	Stage:	Adopted Budget
Scenario:	Main	Status:	Active
Function:	CULTURE & RECREATION		
Division:	BEACHES		

Position	Profile Name	Pay Grade	Step	Total Salary	Total Benefits	Salary + Benefits	FTE
PART-TIME/SEASONAL				508,000	78,589	586,589	
Grand Total				508,000	78,589	586,589	

Department Summary

Department: *YOUTH SERVICES*

Function: CULTURE &
RECREATION
Division: YOUTH RECREATION
SERVICES
Stage: Adopted Budget

Budget Year: 2016

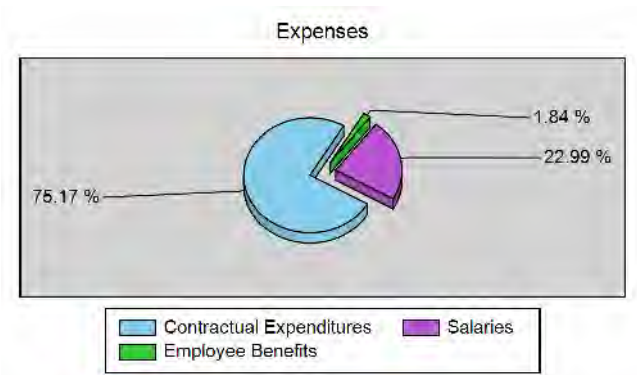
Accounting Reference: 7310

Mission Statement:

To provide quality youth programs.

Department Responsibilities:

The Town contracts with outside professionals to provide youth programs for local residents.





DEPARTMENT: YOUTH SERVICES EXPENDITURES

ACCOUNT			DESCRIPTION	2013 Actual	2014 Actual	2015 Adopted	2015 Actual YTD	2016 Adopted	% Chg
A	7310	51200	PART TIME SALARIES	\$0	\$0	\$30,000	\$15,887	\$25,997	-13.3%
A	7310	54533	MONTAUK YOUTH ASSN	\$5,000	\$5,000	\$5,000	\$0	\$5,000	0.0%
A	7310	54551	EH DAY CARE	\$80,000	\$80,000	\$80,000	\$40,000	\$80,000	0.0%
A	7310	54709	MTA TAX DUE	\$0	\$0	\$102	\$54	\$88	-13.3%
A	7310	59030	SOCIAL SECURITY & MEDICARE	\$0	\$0	\$2,295	\$1,215	\$1,989	-13.3%
TOTALS:				\$85,000	\$85,000	\$117,397	\$57,156	\$113,074	-3.7%

Department Position Costing Summary

Budget Year: 2016

Department: YOUTH SERVICES
Scenario: Main
Function: CULTURE & RECREATION
Division: YOUTH RECREATION SERVICES

Stage: Adopted Budget
Status: Active

Part-Time Positions	Profile Name	Pay Grade	Step	Total Salary	Total Benefits	Salary + Benefits	FTE
PT COMMUNITY RELATIONS ASSISTANT	PT	370A-2421	1	25,997	2,077	28,074	0.50
Grand Total				25,997	2,077	28,074	0.50



DEPARTMENT: COMMUNITY BEAUTIFICATION EXPENDITURES

ACCOUNT			DESCRIPTION	2013 Actual	2014 Actual	2015 Adopted	2015 Actual YTD	2016 Adopted	% Chg
A	8510	54720	BUILDING & MAINT. SUPPLIES	\$3,999	\$3,000	\$3,000	\$0	\$20,000	566.7%
TOTALS:				\$3,999	\$3,000	\$3,000	\$0	\$20,000	566.7%

Department Summary

Department: DIV.OF PUBLIC SAFETY-MARINE

Function: HOME & COMMUNITY SERVICES

Budget Year: 2016

Division: DIV.OF PUBLIC SAFETY-MARINE

Accounting Reference: 8600


Stage: Adopted Budget

Mission Statement:

To ensure high quality water safety for the residents of East Hampton.

Department Responsibilities:

East Hampton volunteer ocean rescue support for equipment and PWC.





DEPARTMENT: DIV.OF PUBLIC SAFETY-MARINE EXPENDITURES

ACCOUNT			DESCRIPTION	2013 Actual	2014 Actual	2015 Adopted	2015 Actual YTD	2016 Adopted	% Chg
A	8600	52600	OTHER EQUIPMENT	\$9,644	\$6,389	\$6,000	\$2,421	\$6,000	0.0%
A	8600	54550	REPAIRS GENERAL	\$2,000	\$555	\$2,000	\$908	\$2,000	0.0%
TOTALS:				\$11,644	\$6,944	\$8,000	\$3,329	\$8,000	0.0%

Department Summary

Department: EAST HAMPTON HOUSING AUTHORITY

Function: HOME & COMMUNITY
SERVICES

Budget Year: 2016

Division: EAST HAMPTON
HOUSING AUTHORITY

Accounting Reference: 8613

Stage: Adopted Budget

Mission Statement:

To provide affordable housing opportunities to local residents.

Department Responsibilities:

The Town provides financial assistance to the Housing Authority in accordance with a written agreement between the two entities.



DEPARTMENT: EAST HAMPTON HOUSING AUTHORITY EXPENDITURES

ACCOUNT			DESCRIPTION	2013 Actual	2014 Actual	2015 Adopted	2015 Actual YTD	2016 Adopted	% Chg
A	8613	54100	OFFICE EXPENSE	\$1,500	\$1,500	\$1,500	\$1,500	\$1,500	0.0%
A	8613	54512	EHHA ADMIN EXPENSE	\$35,000	\$35,000	\$35,000	\$35,000	\$35,000	0.0%
TOTALS:				\$36,500	\$36,500	\$36,500	\$36,500	\$36,500	0.0%

Department Summary

Department: CONSERVATION - TOWN TRUSTEES

Function: HOME & COMMUNITY SERVICES

Budget Year: 2016

Division: CONSERVATION - TOWN TRUSTEES

Accounting Reference: 8710

Stage: Adopted Budget

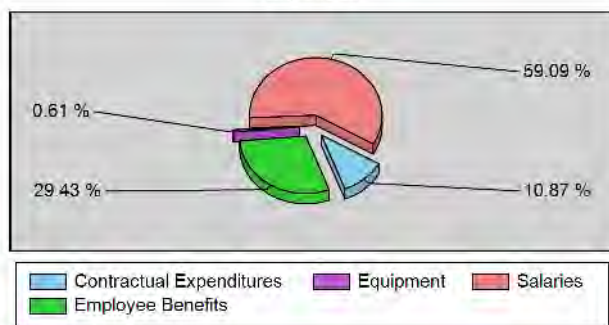
Mission Statement:

To maintain the quality of Town beaches and bottomlands.

Department Responsibilities:

The Trustees are an elected body consisting of nine members. The Trustees set policy and procedures related to bottomlands and beach property for which they have jurisdiction. The Town provides partial financial support to the Trustees. The Trustees also raise their own revenues that contribute to financing their various operations, programs, and salaries.

Expenses





DEPARTMENT: CONSERVATION - TOWN TRUSTEES EXPENDITURES

ACCOUNT			DESCRIPTION	2013 Actual	2014 Actual	2015 Adopted	2015 Actual YTD	2016 Adopted	% Chg
A	8710	51100	FULL-TIME SALARIES	\$81,438	\$82,634	\$83,000	\$71,114	\$84,859	2.2%
A	8710	51103	LONGEVITY	\$3,400	\$3,400	\$3,400	\$0	\$3,550	4.4%
A	8710	51200	PART TIME SALARIES	\$60,541	\$61,750	\$61,750	\$46,313	\$64,357	4.2%
A	8710	52100	FURNITURE & FIXTURES	\$3,855	\$0	\$1,200	\$0	\$600	-50.0%
A	8710	52200	OFFICE EQUIPMENT	\$0	\$1,340	\$0	\$0	\$980	100.0%
A	8710	54100	OFFICE EXPENSE	\$162	\$516	\$600	\$0	\$400	-33.3%
A	8710	54155	COMPUTER SOFTWARE	\$0	\$0	\$500	\$0	\$600	20.0%
A	8710	54400	LEASE OF EQUIPMENT	\$291	\$1,280	\$1,500	\$849	\$1,200	-20.0%
A	8710	54500	SUBCONTRACT COSTS	\$1,575	\$1,550	\$4,500	\$0	\$2,500	-44.4%
A	8710	54520	OUTSIDE PROFESSIONAL	\$11,050	\$13,270	\$12,250	\$5,850	\$17,800	45.3%
A	8710	54560	MOTOR VEHICLE REPAIRS & SUPP	\$1,125	\$1,226	\$1,000	\$76	\$100	-90.0%
A	8710	54562	FUEL - MOTOR VEHICLE	\$409	\$166	\$500	\$115	\$500	0.0%
A	8710	54709	MTA TAX DUE	\$494	\$503	\$504	\$399	\$507	0.7%
A	8710	54983	MARICULTURE	\$3,733	\$3,621	\$5,000	\$0	\$5,000	0.0%
A	8710	59010	NYS RETIREMENT	\$17,149	\$17,619	\$16,697	\$4,174	\$14,002	-16.1%
A	8710	59030	SOCIAL SECURITY & MEDICARE	\$11,122	\$11,306	\$11,333	\$8,983	\$11,415	0.7%
A	8710	59060	HEALTH INSURANCE	\$40,528	\$41,199	\$45,240	\$36,219	\$46,668	3.2%
A	8710	59090	DENTAL/OPTICAL BENEFITS	\$3,246	\$3,355	\$3,466	\$2,838	\$3,503	1.1%
TOTALS:				\$240,119	\$244,734	\$252,440	\$176,931	\$258,542	2.4%

Department Position Costing Summary

Budget Year: 2016

Department: CONSERVATION - TOWN TRUSTEES **Stage:** Adopted Budget
Scenario: Main **Status:** Active
Function: HOME & COMMUNITY SERVICES
Division: CONSERVATION - TOWN TRUSTEES

Full-Time Positions	Profile Name	Pay Grade	Step	Total Salary	Total Benefits	Salary + Benefits	FTE
CLERK OF THE TRUSTEES	EL	0010-0505	1	40,824	35,083	75,907	1.00
SR. CLERK-TYPIST	CSEA	18	Off	44,035	39,420	83,455	1.00
Total Full-Time				84,859	74,503	159,363	2.00

Part-Time Positions	Profile Name	Pay Grade	Step	Total Salary	Total Benefits	Salary + Benefits	FTE
ASST. CLERK - TRUSTEES	PT	0006-0424	1	10,127	809	10,936	
TRUSTEE	PT	0006-2505	1	7,747	619	8,366	
TRUSTEE	PT	0006-2266	1	7,747	619	8,366	
TRUSTEE	PT	0006-2276	1	7,747	619	8,366	
TRUSTEE	PT	0006-1180	1	7,747	619	8,366	
TRUSTEE	PT	0006-0521	1	7,747	619	8,366	
TRUSTEE	PT	0006-0525	1	7,747	619	8,366	
TRUSTEE	PT	0006-1584	1	7,747	619	8,366	
Total Part-Time				64,357	5,142	69,499	0.00

Grand Total				149,216	79,645	228,862	2.00
--------------------	--	--	--	----------------	---------------	----------------	-------------

Department Summary

Department: AQUACULTURE/HABITAT MGMT

Function: HOME & COMMUNITY SERVICES

Budget Year: 2016

Division: AQUACULTURE/HABITAT MGMT

Accounting Reference: 8740

Stage: Adopted Budget

Mission Statement:

The Aquaculture Department exists for the purpose of enhancing commercially valuable molluscan shellfish stocks in local waters. Shellfish are available for harvest by all properly licensed town residents.

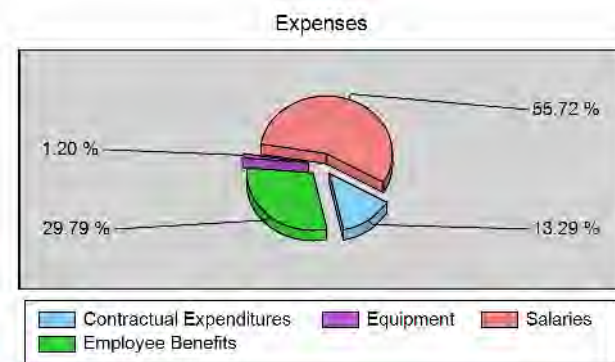
Department Responsibilities:

The Aquaculture Department produces large quantities of seed shellfish (currently hard clams, eastern oysters and bay scallops) and disseminates them into local waters. It operates a ten thousand square foot shellfish hatchery on Fort Pond Bay, Montauk, a land-based flowing water upwelling and downwelling nursery on Three Mile Harbor, East Hampton, and a field grow-out system consisting of rafted floating shellfish trays, cages and nets in Napeague Harbor, Amagansett. Infrastructure has largely been designed and fabricated and is maintained by department personnel, and this process is on-going.

Educational opportunities afforded by the work carried out by the department are realized in forms such as school groups and open house tours as well as educational displays at community functions.

Research and experimentation regarding shellfish culture, its subsequent success in the wild and the status of the resource is undertaken and reported on regularly. These initiatives are often funded and validated by scientific research grants or from state or county dedicated environmental trusts. Presentation to and collaboration with the scientific and/or policymaking community is part of this process. In this vein, small scale public/private shellfish culture initiatives, including instruction in culture technique, have been undertaken by the department and will continue, subject to affirmative input by elected officials.

An annual reporting of all departmental activities is prepared annually for presentation to town, county and state policymakers and associates in academic and non-profit institutions. Reports include species by species production statistics and value, dissemination location information, results of research initiative, outreach efforts, and a plan for the following year's operations.



Key Performance Indicators	2013 Actual	2014 Actual	2015 Projected	2016 Target
Bay scallop spat collected	68,070	0	0	0
Bay scallops seeded, overwintered and/or donated	147,294	412,427	400,000	400,000
Eastern oysters seeded, overwintered and/or donated	9,496,002	13,754,177	5,000,000	5,000,000
Hard clams seeded, overwintered and/or donated	29,066,194	25,244,327	10,000,000	10,000,000

2016 Town of East Hampton ADOPTED BUDGET



DEPARTMENT: AQUACULTURE/HABITAT MGMT EXPENDITURES

ACCOUNT			DESCRIPTION	2013 Actual	2014 Actual	2015 Adopted	2015 Actual YTD	2016 Adopted	% Chg
A	8740	51100	FULL-TIME SALARIES	\$171,946	\$174,773	\$178,914	\$147,854	\$182,492	2.0%
A	8740	51103	LONGEVITY	\$2,500	\$2,600	\$5,500	\$0	\$5,900	7.3%
A	8740	51200	PART TIME SALARIES	\$36,865	\$39,183	\$38,380	\$30,862	\$40,300	5.0%
A	8740	51300	OVERTIME	\$1,561	\$2,320	\$3,350	\$2,739	\$3,300	-1.5%
A	8740	52200	OFFICE EQUIPMENT	\$0	\$87	\$0	\$0	\$1,500	100.0%
A	8740	52600	OTHER EQUIPMENT	\$33,810	\$19,900	\$3,500	\$2,488	\$3,500	0.0%
A	8740	54100	OFFICE EXPENSE	\$358	\$224	\$240	\$233	\$500	108.3%
A	8740	54155	COMPUTER SOFTWARE	\$0	\$0	\$200	\$0	\$0	-100.0%
A	8740	54200	TRAVEL CONFERENCES & DUES	\$360	\$978	\$1,000	\$512	\$1,000	0.0%
A	8740	54300	TELEPHONE	\$142	\$300	\$300	\$313	\$300	0.0%
A	8740	54310	LIGHT & POWER	\$11,959	\$10,202	\$12,400	\$6,782	\$12,400	0.0%
A	8740	54320	WATER	\$197	\$225	\$300	\$202	\$300	0.0%
A	8740	54440	FISHERIES CONSULTANCY	\$2,415	\$12,816	\$23,000	\$16,101	\$23,000	0.0%
A	8740	54500	SUBCONTRACT COSTS	\$3,600	\$400	\$1,020	\$0	\$0	-100.0%
A	8740	54530	PUBLICITY	\$104	\$69	\$125	\$57	\$125	0.0%
A	8740	54550	REPAIRS GENERAL	\$1,993	\$1,881	\$2,000	\$1,075	\$2,000	0.0%
A	8740	54560	MOTOR VEHICLE REPAIRS & SUPP	\$1,732	\$1,780	\$1,500	\$555	\$1,500	0.0%
A	8740	54562	FUEL - MOTOR VEHICLE	\$5,218	\$4,410	\$5,200	\$2,094	\$4,500	-13.5%
A	8740	54571	BOAT MAINTENANCE	\$2,442	\$2,601	\$3,000	\$117	\$3,000	0.0%
A	8740	54600	UNIFORMS	\$330	\$445	\$500	\$0	\$500	0.0%
A	8740	54709	MTA TAX DUE	\$724	\$744	\$769	\$617	\$769	0.0%
A	8740	54720	BUILDING & MAINT. SUPPLIES	\$2,430	\$2,460	\$2,500	\$1,959	\$2,500	0.0%
A	8740	54730	CHEMICALS & SUPPLIES	\$1,174	\$1,262	\$1,300	\$1,048	\$1,500	15.4%
A	8740	54850	SMALL TOOLS & EQUIPMENT	\$633	\$607	\$700	\$369	\$700	0.0%
A	8740	54980	OTHER	\$1,277	\$1,409	\$1,500	\$1,034	\$1,500	0.0%
A	8740	59010	NYS RETIREMENT	\$36,070	\$37,066	\$36,324	\$9,081	\$30,705	-15.5%
A	8740	59030	SOCIAL SECURITY & MEDICARE	\$16,285	\$16,744	\$17,300	\$13,881	\$17,296	0.0%
A	8740	59060	HEALTH INSURANCE	\$49,769	\$52,371	\$67,860	\$55,272	\$70,003	3.2%
A	8740	59090	DENTAL/OPTICAL BENEFITS	\$4,869	\$4,894	\$5,199	\$4,258	\$5,254	1.1%
TOTALS:				\$390,761	\$392,750	\$413,880	\$299,501	\$416,344	0.6%

Department Position Costing Summary

Budget Year: 2016

Department: AQUACULTURE/HABITAT MGMT
 Scenario: Main
 Function: HOME & COMMUNITY SERVICES
 Division: AQUACULTURE/HABITAT MGMT

Stage: Adopted Budget
 Status: Active

Full-Time Positions	Profile Name	Pay Grade	Step	Total Salary	Total Benefits	Salary + Benefits	FTE
BAY MANAGEMENT SPECIALIST I	CSEA	24	3	56,013	40,353	96,366	1.00
BAY MANAGEMENT SPECIALIST I	CSEA	24	3	56,013	40,353	96,366	1.00
DIRECTOR OF AQUACULTURE	DH	124D-1253	1	70,467	45,143	115,610	1.00
Total Full-Time				182,492	125,849	308,341	3.00
PART-TIME/SEASONAL				40,300	3,220	43,520	
OVERTIME				3,300	858	4,158	
Grand Total				226,092	129,927	356,019	3.00

Department Summary

Department: NATURAL RESOURCES

Function: HOME & COMMUNITY SERVICES

Budget Year: 2016

Division: NATURAL RESOURCES

Accounting Reference: 8790

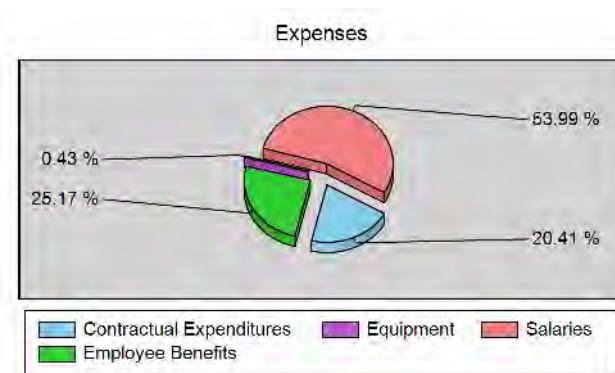
Stage: Adopted Budget

Mission Statement:

To protect and preserve the natural features and resources of the town.

Department Responsibilities:

The Natural Resources Department has a number of functions which include surface and ground water testing and monitoring, habitat maintenance and restoration, special environmental projects, and piping plover protection. The department is also working with outside consultants to develop a comprehensive town-wide waste water management plan.



Key Performance Indicators	2013 Actual	2014 Actual	2015 Projected	2016 Target
MS4 Compliance, Training, Retrofit Design, SWPPP, Report Preparation, Training	600	248	550	550
-				
Enforcement Compliance Hours	664	968	800	800
--				
Habitat Restoration Compliance Fees	3,600	5,250	2,500	2,500

Habitat Restoration Initiatives	820	360	820	750

Endangered Species	300	370	650	650

Grant Hours				900

Energy and Sustainability Hours				940

Floodplain Management				120

Education and Outreach				120

2016 Town of East Hampton ADOPTED BUDGET



DEPARTMENT: NATURAL RESOURCES EXPENDITURES

ACCOUNT			DESCRIPTION	2013 Actual	2014 Actual	2015 Adopted	2015 Actual YTD	2016 Adopted	% Chg
A	8790	51100	FULL-TIME SALARIES	\$232,086	\$272,973	\$287,104	\$243,763	\$292,846	2.0%
A	8790	51103	LONGEVITY	\$5,300	\$5,300	\$5,300	\$0	\$7,600	43.4%
A	8790	51200	PART TIME SALARIES	\$13,080	\$21,001	\$46,260	\$18,326	\$47,184	2.0%
A	8790	51300	OVERTIME	\$0	\$749	\$0	\$685	\$0	0.0%
A	8790	52100	FURNITURE & FIXTURES	\$0	\$0	\$250	\$0	\$250	0.0%
A	8790	52200	OFFICE EQUIPMENT	\$1,218	\$0	\$0	\$0	\$1,500	100.0%
A	8790	52450	COMPUTER EQUIPMENT	\$2,917	\$921	\$1,800	\$0	\$0	-100.0%
A	8790	52600	OTHER EQUIPMENT	\$0	\$303	\$1,000	\$705	\$1,000	0.0%
A	8790	54100	OFFICE EXPENSE	\$1,286	\$727	\$750	\$267	\$750	0.0%
A	8790	54200	TRAVEL CONFERENCES & DUES	\$0	\$470	\$1,000	\$0	\$500	-50.0%
A	8790	54300	TELEPHONE	\$340	\$932	\$1,200	\$788	\$1,200	0.0%
A	8790	54500	SUBCONTRACT COSTS	\$12,082	\$71,293	\$45,000	\$8,074	\$60,000	33.3%
A	8790	54502	SUBCONTRACTORS-DEER	\$13,175	\$1,554	\$0	\$0	\$0	0.0%
A	8790	54530	PUBLICITY	\$0	\$200	\$1,200	\$0	\$500	-58.3%
A	8790	54560	MOTOR VEHICLE REPAIRS & SUPP	\$1,130	\$1,144	\$1,500	\$838	\$1,500	0.0%
A	8790	54562	FUEL - MOTOR VEHICLE	\$3,038	\$2,705	\$5,200	\$1,263	\$5,200	0.0%
A	8790	54572	BOAT REPAIRS & MAINTENANCE	\$0	\$1,729	\$800	\$715	\$800	0.0%
A	8790	54600	UNIFORMS	\$0	\$511	\$1,760	\$154	\$1,000	-43.2%
A	8790	54709	MTA TAX DUE	\$851	\$1,020	\$1,151	\$893	\$1,156	0.4%
A	8790	54860	HABITAT MANAGEMENT	\$7,359	\$465	\$5,000	\$754	\$10,000	100.0%
A	8790	54901	WATER TESTING	\$0	\$2,500	\$20,000	\$3,850	\$10,000	-50.0%
A	8790	54902	PEST CONTROL	\$0	\$0	\$100	\$0	\$0	-100.0%
A	8790	54980	OTHER	\$197,238	\$89,272	\$0	\$399	\$0	0.0%
A	8790	54993	OTHER - MS4	\$2,354	\$0	\$40,000	\$0	\$40,000	0.0%
A	8790	59010	NYS RETIREMENT	\$56,214	\$59,359	\$56,507	\$16,552	\$48,320	-14.5%
A	8790	59030	SOCIAL SECURITY & MEDICARE	\$19,161	\$22,952	\$25,908	\$20,102	\$26,012	0.4%
A	8790	59060	HEALTH INSURANCE	\$47,190	\$45,363	\$53,580	\$42,324	\$77,822	45.2%
A	8790	59090	DENTAL/OPTICAL BENEFITS	\$4,869	\$6,156	\$6,932	\$5,677	\$8,757	26.3%
TOTALS:				\$620,887	\$609,601	\$609,301	\$366,130	\$643,897	5.7%

Department Position Costing Summary

Budget Year: 2016

Department: NATURAL RESOURCES
 Scenario: Main
 Function: HOME & COMMUNITY SERVICES
 Division: NATURAL RESOURCES

Stage: Adopted Budget
 Status: Active

Full-Time Positions	Profile Name	Pay Grade	Step	Total Salary	Total Benefits	Salary + Benefits	FTE
ENVIR. PROTECTION DIR.	DH	1251-2290	1	97,419	50,944	148,363	1.00
ENVIRONMENTAL TECHNICIAN	CSEA	22	1	49,858	24,346	74,204	1.00
SENIOR ENVIRONMENTAL ANALYST	CSEA	31	4	70,261	31,393	101,654	1.00
WATERWAYS MANAGEMENT SUPVR	CSEA	31	Off	75,308	34,129	109,437	1.00
Total Full-Time				292,846	140,811	433,657	4.00

Part-Time Positions	Profile Name	Pay Grade	Step	Total Salary	Total Benefits	Salary + Benefits	FTE
PT ENVIRONMENTAL TECH	PT	121B-0000	1	23,592	26,971	50,563	0.50
PT ENVIRONMENTAL TECH.	PT	121B-2386	1	23,592	1,885	25,477	0.50
Total Part-Time				47,184	28,856	76,041	1.00

Grand Total				340,030	169,667	509,698	5.00
--------------------	--	--	--	----------------	----------------	----------------	-------------

Department Summary

Department: LAND MANAGEMENT DIVISION

Function: HOME & COMMUNITY SERVICES

Budget Year: 2016

Division: LAND AND WATER MGMT. DIVISION

Accounting Reference: 8800

Stage: Adopted Budget

Mission Statement:

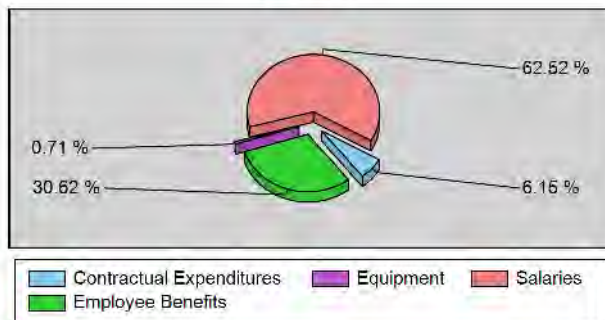
This Department's goal is to help protect our sense of place in an ever changing landscape through the acquisition and management of East Hampton's unique natural environments, open spaces, farms and historic places for the enjoyment of all those who share our community now and in the future

Department Responsibilities:

In our continuing effort to create greater efficiency, transparency, accountability and to ensure the successful continuation of this program and its objectives, the Town Board and the Department of Land Acquisition & Management have instituted a series of fiscal oversight measures. One aspect of these measures that ensures the above goals is the creation of the department budget. Said budget is designed to act as a control and guide for appropriate expenditures consistent with Town Code section 182 for costs related to Nature Preserves.

The A (General Fund) budget lines are specific to costs related to the Management and Stewardship (M&S) of Nature Preserves as defined in the Town Code section 182. This section of the budget attempts to anticipate any and all M&S projects and expenses that will be associated with this department in a given calendar year. This budget represents a cap on spending, and any proposed budget line that is not utilized or fully expended will be absorbed back into the A fund.

Expenses



2016 Town of East Hampton ADOPTED BUDGET



DEPARTMENT: LAND MANAGEMENT DIVISION EXPENDITURES

ACCOUNT			DESCRIPTION	2013 Actual	2014 Actual	2015 Adopted	2015 Actual YTD	2016 Adopted	% Chg
A	8800	51100	FULL-TIME SALARIES	\$4,004	\$4,288	\$28,120	\$21,612	\$31,100	10.6%
A	8800	51103	LONGEVITY	\$115	\$120	\$125	\$0	\$130	4.0%
A	8800	51200	PART TIME SALARIES	\$26,029	\$28,842	\$0	\$2,519	\$0	0.0%
A	8800	51300	OVERTIME	\$0	\$11,543	\$12,500	\$9,282	\$12,500	0.0%
A	8800	52450	COMPUTER EQUIPMENT	\$200	\$133	\$200	\$200	\$200	0.0%
A	8800	52600	OTHER EQUIPMENT	\$65	\$0	\$240	\$240	\$300	25.0%
A	8800	54100	OFFICE EXPENSE	\$600	\$562	\$700	\$377	\$700	0.0%
A	8800	54560	MOTOR VEHICLE REPAIRS & SUPP	\$623	\$125	\$1,200	\$466	\$1,200	0.0%
A	8800	54562	FUEL - MOTOR VEHICLE	\$737	\$830	\$1,200	\$439	\$800	-33.3%
A	8800	54709	MTA TAX DUE	\$102	\$152	\$139	\$114	\$106	-23.7%
A	8800	54731	SIGNS	\$0	\$0	\$400	\$397	\$400	0.0%
A	8800	54850	SMALL TOOLS & EQUIPMENT	\$644	\$510	\$1,200	\$463	\$1,200	0.0%
A	8800	59010	NYS RETIREMENT	\$7,839	\$5,877	\$8,018	\$2,004	\$5,131	-36.0%
A	8800	59030	SOCIAL SECURITY & MEDICARE	\$2,306	\$3,427	\$3,117	\$2,556	\$2,379	-23.7%
A	8800	59060	HEALTH INSURANCE	\$1,013	\$1,030	\$12,441	\$8,149	\$12,834	3.2%
A	8800	59090	DENTAL/OPTICAL BENEFITS	\$81	\$84	\$953	\$851	\$963	1.1%
TOTALS:				\$44,358	\$57,525	\$70,553	\$49,668	\$69,943	-0.9%

Department Position Costing Summary

Budget Year: 2016

Department: LAND MANAGEMENT DIVISION
 Scenario: Main
 Function: HOME & COMMUNITY SERVICES
 Division: LAND AND WATER MGMT. DIVISION

Stage: Adopted Budget
 Status: Active

Full-Time Positions	Profile Name	Pay Grade	Step	Total Salary	Total Benefits	Salary + Benefits	FTE
ENVIRONMENTAL TECHNICIAN	CSEA	22	0	24,928	18,648	43,576	0.50
<i>Promotion to Environmental Analyst</i>		25	0	1,928	472	2,400	
LAND MANAGEMENT SPEC III	DH	0693-1580	1	4,244	2,424	6,667	0.05
Total Full-Time				31,100	21,543	52,643	0.55
OVERTIME				12,500	-	12,500	
Grand Total				43,600	21,543	65,143	0.55

Department Summary

Department: CEMETERIES

Function: HOME & COMMUNITY
SERVICES

Budget Year: 2016

Division: CEMETERIES

Accounting Reference: 8810

Stage: Adopted Budget

Mission Statement:

To maintain the condition of many of the small public cemeteries in the Town

Department Responsibilities:

The Town's Parks Department maintains a number of cemeteries within the Town.



DEPARTMENT: CEMETERIES EXPENDITURES

ACCOUNT			DESCRIPTION	2013 Actual	2014 Actual	2015 Adopted	2015 Actual YTD	2016 Adopted	% Chg
A	8810	54550	REPAIRS GENERAL	\$469	\$2,839	\$5,000	\$4,259	\$5,000	0.0%
TOTALS:				\$469	\$2,839	\$5,000	\$4,259	\$5,000	0.0%

Department Summary

Department: FORT HILL CEMETERY

Function: HOME & COMMUNITY
SERVICES

Budget Year: 2016

Division: FORT HILL CEMETERY

Accounting Reference: 8850

Stage: Adopted Budget

Mission Statement:

To provide and maintain the major public owned cemetery in the Town of East Hampton..

Department Responsibilities:

The budget for the Fort Hill Cemetery Trustees is used to operate and maintain the Town owned Fort Hill Cemetery in Montauk.



DEPARTMENT: FORT HILL CEMETERY EXPENDITURES

ACCOUNT			DESCRIPTION	2013 Actual	2014 Actual	2015 Adopted	2015 Actual YTD	2016 Adopted	% Chg
A	8850	54120	POSTAGE	\$0	\$0	\$100	\$0	\$100	0.0%
A	8850	54140	PRINTING	\$0	\$0	\$750	\$0	\$750	0.0%
A	8850	54310	LIGHT & POWER	\$948	\$1,213	\$1,500	\$1,228	\$1,500	0.0%
A	8850	54320	WATER	\$185	\$188	\$2,000	\$1,674	\$2,500	25.0%
A	8850	54550	REPAIRS GENERAL	\$275	\$871	\$1,000	\$877	\$1,000	0.0%
A	8850	54570	MAINTENANCE	\$23,624	\$24,000	\$24,000	\$17,892	\$25,000	4.2%
A	8850	54573	COMMISSIONS	\$3,578	\$11,292	\$5,000	\$6,183	\$6,000	20.0%
A	8850	54590	LANDSCAPING	\$0	\$0	\$1,000	\$0	\$1,000	0.0%
A	8850	54601	IMPROVEMENTS	\$3,000	\$4,210	\$3,000	\$0	\$1,000	-66.7%
TOTALS:				\$31,610	\$41,775	\$38,350	\$27,853	\$38,850	1.3%

Department Summary

Department: IN-HOME SERVICES

Function: HOME & COMMUNITY SERVICES

Budget Year: 2016

Division: IN-HOME SERVICES

Accounting Reference: 8989

Stage: Adopted Budget

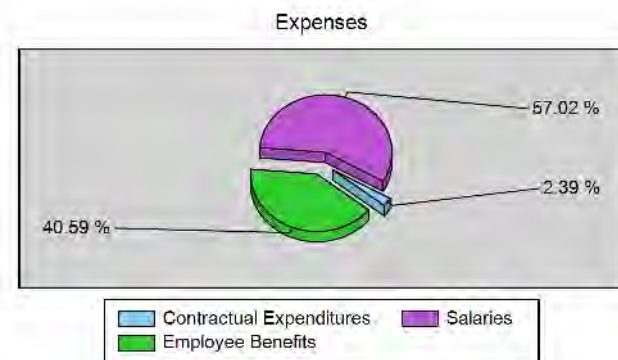
Mission Statement:

To provide case management and Level I In-Home care which is housekeeping chore services to residents age 60 and over who are impaired in at least two instrumental activities of daily living. The Residential Repair Program is to provide minor residential repair to seniors who are unable to do them themselves.

Department Responsibilities:

Expanded In-Home Services for the Elderly Program (EISEP/CSE Housekeeper Chore - This program provides functionally impaired persons aged sixty or over with non-medical in-home services (light house cleaning, grocery shopping and laundry).

Residential Repair Program - Provides residential repairs for senior residents who are no longer able to perform small repairs in their home. Any materials needed must be supplied by the senior homeowner. Labor is supplied by the Town Of East Hampton Residential Repair worker.



2016 Town of East Hampton ADOPTED BUDGET



**DEPARTMENT: IN-HOME SERVICES
EXPENDITURES**

ACCOUNT			DESCRIPTION	2013 Actual	2014 Actual	2015 Adopted	2015 Actual YTD	2016 Adopted	% Chg
A	8989	51100	FULL-TIME SALARIES	\$187,335	\$210,966	\$206,617	\$171,733	\$189,639	-8.2%
A	8989	51103	LONGEVITY	\$10,580	\$11,697	\$9,280	\$0	\$7,785	-16.1%
A	8989	51200	PART TIME SALARIES	\$8,341	\$7,399	\$17,280	\$6,814	\$17,280	0.0%
A	8989	51300	OVERTIME	\$0	\$0	\$0	\$1,190	\$0	0.0%
A	8989	54200	TRAVEL CONFERENCES & DUES	\$1,807	\$1,385	\$2,000	\$1,013	\$2,000	0.0%
A	8989	54300	TELEPHONE	\$662	\$563	\$600	\$136	\$600	0.0%
A	8989	54401	SUPPLIES	\$900	\$991	\$2,000	\$1,509	\$2,000	0.0%
A	8989	54560	MOTOR VEHICLE REPAIRS & SUPP	\$869	\$695	\$500	\$916	\$1,000	100.0%
A	8989	54562	FUEL - MOTOR VEHICLE	\$2,517	\$2,433	\$2,750	\$1,234	\$2,750	0.0%
A	8989	54600	UNIFORMS	\$408	\$0	\$650	\$484	\$650	0.0%
A	8989	54709	MTA TAX DUE	\$701	\$782	\$793	\$611	\$704	-11.3%
A	8989	59010	NYS RETIREMENT	\$37,785	\$44,956	\$41,722	\$10,431	\$31,350	-24.9%
A	8989	59030	SOCIAL SECURITY & MEDICARE	\$15,779	\$17,600	\$17,838	\$13,750	\$15,829	-11.3%
A	8989	59060	HEALTH INSURANCE	\$95,241	\$106,373	\$117,624	\$76,608	\$96,721	-17.8%
A	8989	59090	DENTAL/OPTICAL BENEFITS	\$7,628	\$8,923	\$9,011	\$8,092	\$8,232	-8.6%
TOTALS:				\$370,551	\$414,763	\$428,666	\$294,521	\$376,539	-12.2%

Department Position Costing Summary

Budget Year: 2016

Department: IN-HOME SERVICES
 Scenario: Main
 Function: HOME & COMMUNITY SERVICES
 Division: IN-HOME SERVICES

Stage: Adopted Budget
 Status: Active

Full-Time Positions	Profile Name	Pay Grade	Step	Total Salary	Total Benefits	Salary + Benefits	FTE
ADULT DAYCARE PROG. SUPERVISOR	CSEA	26	Off	28,177	21,218	49,395	0.50
<i>Increase hours from 35 to 40 per week</i>				3,939	1,023	4,962	
CASE MANAGER	CSEA	26	1	49,514	37,212	86,726	1.00
COMMUNITY SERV WKR SPANISH SPEAKING	CSEA	17	2	8,826	7,589	16,414	0.20
HOMEMAKER	CSEA	09	Off	34,475	36,079	70,554	1.00
HOMEMAKER	CSEA	09	0	30,232	19,540	49,772	1.00
HOMEMAKER	CSEA	09	Off	34,475	36,579	71,054	1.00
Total Full-Time				189,639	159,239	348,878	4.70

Part-Time Positions	Profile Name	Pay Grade	Step	Total Salary	Total Benefits	Salary + Benefits	FTE
PT MAINTENANCE MECHANIC	PT	MMPT-2678	1	17,280	1,381	18,661	0.50
Total Part-Time				17,280	1,381	18,661	0.50

Grand Total				206,919	160,620	367,539	5.20
--------------------	--	--	--	----------------	----------------	----------------	-------------

Department Summary

Department: SENIOR/HANDICAPPED TRANSPORT

Function: HOME & COMMUNITY SERVICES

Budget Year: 2016

Division: SENIOR/HANDICAPPED TRANSPORT

Accounting Reference: 8991

Stage: Adopted Budget

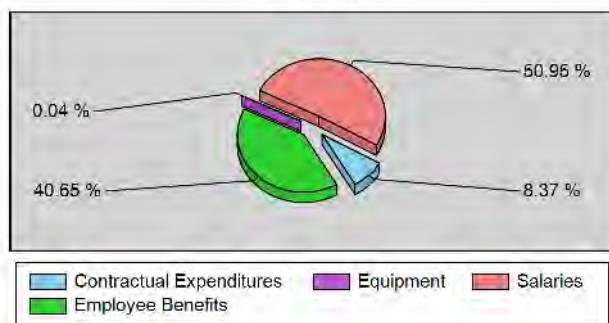
Mission Statement:

The purpose of the Transportation Program is to provide clients door to door transportation to essential services to seniors over the age of 60 who have no other means of transportation and are unable to use public transportation.

Department Responsibilities:

The Town operates a transportation program for senior citizens and handicapped individuals. The program utilizes a fleet of special vans and mini-buses owned and operated by the Town.

Expenses





DEPARTMENT: SENIOR/HANDICAPPED TRANSPORT EXPENDITURES

ACCOUNT			DESCRIPTION	2013 Actual	2014 Actual	2015 Adopted	2015 Actual YTD	2016 Adopted	% Chg
A	8991	51100	FULL-TIME SALARIES	\$219,050	\$228,799	\$249,965	\$188,468	\$259,183	3.7%
A	8991	51103	LONGEVITY	\$9,567	\$10,400	\$11,000	\$0	\$11,750	6.8%
A	8991	51200	PART TIME SALARIES	\$17,421	\$9,089	\$13,624	\$11,850	\$13,896	2.0%
A	8991	51300	OVERTIME	\$0	\$14	\$400	\$0	\$0	-100.0%
A	8991	52600	OTHER EQUIPMENT	\$0	\$127	\$200	\$191	\$200	0.0%
A	8991	54300	TELEPHONE	\$192	\$4	\$120	\$4	\$120	0.0%
A	8991	54500	SUBCONTRACT COSTS	\$1,951	\$1,781	\$4,250	\$2,040	\$4,050	-4.7%
A	8991	54560	MOTOR VEHICLE REPAIRS & SUPP	\$10,000	\$8,533	\$8,000	\$7,139	\$8,000	0.0%
A	8991	54562	FUEL - MOTOR VEHICLE	\$34,826	\$32,846	\$34,000	\$17,274	\$34,000	0.0%
A	8991	54600	UNIFORMS	\$585	\$217	\$600	\$70	\$600	0.0%
A	8991	54709	MTA TAX DUE	\$837	\$844	\$935	\$681	\$928	-0.7%
A	8991	59010	NYS RETIREMENT	\$58,489	\$54,257	\$50,513	\$12,628	\$42,765	-15.3%
A	8991	59030	SOCIAL SECURITY & MEDICARE	\$18,822	\$18,995	\$21,037	\$15,324	\$20,891	-0.7%
A	8991	59060	HEALTH INSURANCE	\$130,535	\$122,064	\$146,040	\$113,718	\$150,390	3.0%
A	8991	59090	DENTAL/OPTICAL BENEFITS	\$11,197	\$9,511	\$12,130	\$8,233	\$12,260	1.1%
TOTALS:				\$513,470	\$497,481	\$552,815	\$377,622	\$559,034	1.1%

Department Position Costing Summary

Budget Year: 2016

Department: SENIOR/HANDICAPPED TRANSPORT
 Scenario: Main
 Function: HOME & COMMUNITY SERVICES
 Division: SENIOR/HANDICAPPED TRANSPORT

Stage: Adopted Budget
 Status: Active

Full-Time Positions	Profile Name	Pay Grade	Step	Total Salary	Total Benefits	Salary + Benefits	FTE
BUS DRIVER	CSEA	09	Off	39,401	37,785	77,185	1.00
MINI BUS DRIVER	CSEA	08	1	33,749	20,401	54,151	1.00
MINI BUS DRIVER	CSEA	08	5	36,547	36,086	72,633	1.00
MINI BUS DRIVER	CSEA	08	7	38,028	36,949	74,977	1.00
MINI BUS DRIVER	CSEA	08	Off	33,618	35,869	69,487	1.00
MINI BUS DRIVER	CSEA	08	2	30,133	32,465	62,599	1.00
SR. CITIZEN BUS SERVICE SUPER	CSEA	20	2	47,707	38,319	86,026	1.00
Total Full-Time				259,183	237,874	497,057	7.00

Part-Time Positions	Profile Name	Pay Grade	Step	Total Salary	Total Benefits	Salary + Benefits	FTE
PT MINI BUS DRIVER	PT	MINI-0013	1	13,896	1,110	15,007	0.50
Total Part-Time				13,896	1,110	15,007	0.50

Grand Total				273,080	238,984	512,064	7.50
--------------------	--	--	--	----------------	----------------	----------------	-------------

2016 Town of East Hampton ADOPTED BUDGET



**DEPARTMENT: EMPLOYEE BENEFITS
EXPENDITURES**

ACCOUNT			DESCRIPTION	2013 Actual	2014 Actual	2015 Adopted	2015 Actual YTD	2016 Adopted	% Chg
A	9000	54980	OTHER	\$0	\$0	\$0	\$0	\$5,000	100.0%
A	9000	59010	NYS RETIREMENT	\$317,438	\$300,843	\$300,843	\$254,144	\$227,900	-24.2%
A	9000	59040	WORKER'S COMPENSATION	\$703,659	\$319,869	\$325,000	\$296,461	\$325,000	0.0%
A	9000	59050	UNEMPLOYMENT INSURANCE EXPEN	\$9,416	\$20,278	\$25,000	\$13,243	\$25,000	0.0%
A	9000	59060	HEALTH INSURANCE	\$785,393	\$835,599	\$895,721	\$685,921	\$910,500	1.6%
A	9000	59090	DENTAL/OPTICAL BENEFITS	\$7,009	\$6,847	\$9,286	\$8,543	\$12,112	30.4%
TOTALS:				\$1,822,915	\$1,483,437	\$1,555,850	\$1,258,312	\$1,505,512	-3.2%



DEPARTMENT: BOND ANTICIPATION NOTES EXPENDITURES

ACCOUNT			DESCRIPTION	2013 Actual	2014 Actual	2015 Adopted	2015 Actual YTD	2016 Adopted	% Chg
A	9700	56001	PRINCIPAL-BOND ANTIC. NOTE	\$0	\$4,828	\$395,000	\$54,763	\$295,000	-25.3%
A	9700	56005	BOND ISSUANCE COSTS	\$0	\$111,646	\$0	\$220,491	\$0	0.0%
A	9700	57003	INTEREST-BOND ANTIC.NOTE	\$8,668	\$41,850	\$12,055	\$63,443	\$99,415	724.7%
TOTALS:				\$8,668	\$158,324	\$407,055	\$338,697	\$394,415	-3.1%



DEPARTMENT: SERIAL BONDS EXPENDITURES

ACCOUNT			DESCRIPTION	2013 Actual	2014 Actual	2015 Adopted	2015 Actual YTD	2016 Adopted	% Chg
A	9710	56000	DEBT PRINCIPAL	\$4,564,479	\$4,984,005	\$5,147,377	\$5,147,377	\$4,700,243	-8.7%
A	9710	56003	DEFICIT BOND - PRINCIPAL	\$1,524,842	\$1,553,197	\$1,581,551	\$1,581,551	\$1,616,207	2.2%
A	9710	57001	INTEREST-SERIAL BOND	\$1,623,096	\$1,605,159	\$1,477,470	\$1,192,053	\$1,375,269	-6.9%
A	9710	57006	DEFICIT BOND - INTEREST	\$296,529	\$258,408	\$219,580	\$182,879	\$175,741	-20.0%
TOTALS:				\$8,008,946	\$8,400,769	\$8,425,978	\$8,103,860	\$7,867,460	-6.6%

Department Summary

Department: INTERFUND TRANSFERS

Function: EMPLOYEE
BENEFITS/DEBT/TRANS
Division: INTERFUND TRANSFERS

Budget Year: 2016
Accounting Reference: 9901

Stage: Adopted Budget

Mission Statement:

To properly fund the Housing and Community Development Fund.

Department Responsibilities:

To fund departments that are presented as separate entities but are reliant upon a part of their operating revenue from the Whole Town General Fund by law.



DEPARTMENT: INTERFUND TRANSFERS EXPENDITURES

ACCOUNT			DESCRIPTION	2013 Actual	2014 Actual	2015 Adopted	2015 Actual YTD	2016 Adopted	% Chg
A	9901	56100	TRANS.-HOUSING & COMM DEV.	\$250,000	\$230,000	\$323,556	\$200,000	\$320,888	-0.8%
A	9901	59997	TRANSFER TO OTHER FUNDS	\$471,367	\$357,617	\$0	\$5,364	\$0	0.0%
TOTALS:				\$721,367	\$587,617	\$323,556	\$205,364	\$320,888	-0.8%



FUND: GENERAL FUND - PART TOWN REVENUES

ACCOUNT		DESCRIPTION	2013 Actual	2014 Actual	2015 Adopted	2015 Actual YTD	2016 Adopted	% Change
B	0000	UNALLOCATED						
B	0000	41001 REAL PROPERTY TAXES	\$20,470,089	\$20,442,180	\$20,741,753	\$20,741,753	\$21,133,417	1.89%
B	0000	41090 PENALTIES/INT.-REAL PROP.TAX	\$0	\$0	\$0	\$0	\$0	0.00%
B	0000	41093 PILOT-LIPA	\$83,522	\$88,531	\$88,000	\$83,080	\$80,000	-9.09%
B	0000	41120 911 SURCHARGE REDISTRIB. CTY	\$72,106	\$145,663	\$0	\$72,037	\$72,000	100.00%
B	0000	41520 POLICE FEES	\$110,149	\$170,213	\$100,000	\$99,744	\$110,000	10.00%
B	0000	41521 POLICE ASSISTANCE REIMBURSEM	\$0	\$0	\$0	\$0	\$0	0.00%
B	0000	41561 SAFETY INSPECTION FEES	\$1,142,866	\$1,356,136	\$1,095,000	\$1,204,419	\$1,340,000	22.37%
B	0000	41589 FIRE INSPECTION FEES	\$12,525	\$15,525	\$15,000	\$13,800	\$15,000	0.00%
B	0000	41590 ALARM FEES-FIRE	(\$7,126)	\$3,058	\$15,000	\$2,593	\$23,000	53.33%
B	0000	41595 ALARM FEES-BURGLAR	\$59,273	\$160,600	\$95,000	\$77,750	\$85,000	-10.53%
B	0000	41775 APPROPRIATED UNRESERVED SURP	\$0	\$0	\$0	\$0	\$0	0.00%
B	0000	41777 APPROPRIATION OF RETIREMENT RESERVE	\$0	\$0	\$0	\$0	\$188,000	100.00%
B	0000	41778 APPROPRIATION OF DEFICIT DEBT RESERVE	\$0	\$0	\$232,112	\$0	\$0	-100.00%
B	0000	41781 APPROPRIATION OF CAPITAL RESERVE	\$0	\$0	\$0	\$0	\$26,500	100.00%
B	0000	42110 ZONING BOARD FEES	\$160,675	\$162,453	\$130,000	\$111,275	\$140,000	7.69%
B	0000	42115 PLANNING BD FEES	\$206,230	\$147,807	\$130,000	\$136,192	\$150,000	15.38%
B	0000	42116 ARCHITECTURAL REVIEW FEES	\$20,250	\$21,300	\$20,000	\$18,550	\$20,000	0.00%
B	0000	42228 RENTAL REGISTRY PERMITS	\$0	\$0	\$0	\$0	\$0	0.00%
B	0000	42229 SERVICES OTHER GOV. DA OFFICE	\$62,949	\$0	\$20,000	\$1,101	\$20,000	0.00%
B	0000	42230 SVCS.OTHER GOVTS-TRAINING	\$19,039	\$17,127	\$20,000	\$14,459	\$20,000	0.00%
B	0000	42260 COUNTY AID-DWI PROGRAM	\$24,220	\$40,165	\$24,000	\$0	\$24,000	0.00%
B	0000	42261 CO.AID- POLICE TECH.SUPPORT	\$0	\$0	\$72,000	\$0	\$70,000	-2.78%
B	0000	42262 CO. AID-POLICE OTHER	\$0	\$0	\$500	\$0	\$0	-100.00%
B	0000	42401 INTEREST ON INVESTMENTS	\$14,568	\$10,629	\$16,000	\$13,131	\$15,000	-6.25%
B	0000	42405 INTEREST INC - INTERFUND LOA	\$3,324	\$6,215	\$0	\$0	\$0	0.00%
B	0000	42410 RENTAL OF PROPERTY	\$144,896	\$143,623	\$160,000	\$127,161	\$160,000	0.00%
B	0000	42620 FORFEITURES	\$0	\$15,626	\$0	\$1,218	\$0	0.00%
B	0000	42655 MINOR SALES	\$47,178	\$37,042	\$60,000	\$31,085	\$60,000	0.00%
B	0000	42665 SALES OF EQUIPMENT	\$0	\$0	\$0	\$1,200	\$0	0.00%
B	0000	42680 INSURANCE RECOVERIES	\$0	\$33,092	\$0	\$6,204	\$0	0.00%
B	0000	42701 REFUNDS,PRIOR YR.APPROPRIATI	\$1,320	\$659	\$500	\$40	\$500	0.00%
B	0000	42707 GIFTS AND DONATIONS	\$0	\$400	\$0	\$25	\$0	0.00%
B	0000	42710 PREMIUM ON OBLIGATIONS	\$4,103	\$2,954	\$5,000	\$4,418	\$5,000	0.00%
B	0000	42712 PREMIUM & INT.ON BONDS	\$1,897	\$0	\$0	\$8,995	\$0	0.00%
B	0000	42715 SEIZED VEHICLES-CR FR COUNTY	\$4,200	\$2,100	\$0	\$0	\$0	0.00%
B	0000	42769 DENTAL & OPTICAL PREMIUM REIMB	\$4,805	\$3,721	\$4,000	\$3,101	\$4,000	0.00%
B	0000	42770 MISCELLANEOUS	\$19,076	\$24,670	\$15,000	\$4,595	\$15,000	0.00%
B	0000	42771 MEDICAL PREMIUM REIMBURSEMEN	\$142,850	\$151,192	\$160,000	\$132,937	\$170,000	6.25%
B	0000	43330 STATE AID-LAW ENFORCEMENT BL	\$0	\$19,745	\$0	\$3,570	\$0	0.00%
B	0000	43390 SALES TAX REDISTRIBUTION	\$691,117	\$691,117	\$794,800	\$0	\$900,000	13.24%
B	0000	43392 STATE AID-CHILD PASS.SAFETY	\$3,246	\$3,508	\$5,000	\$0	\$3,500	-30.00%
B	0000	43393 STATE AID SELECT.TRAFFIC ENF	\$5,390	\$7,857	\$8,000	\$0	\$7,800	-2.50%
B	0000	43992 STATE AID-BODY ARMOUR	\$0	\$0	\$15,000	\$0	\$5,000	-66.67%
B	0000	43999 STATE AID-BUCKLE UP NEW YORK	\$1,849	\$0	\$10,000	\$0	\$3,000	-70.00%
B	0000	44384 FED. AID - STOP-DWI GRANT	\$5,544	\$0	\$0	\$0	\$0	0.00%
B	0000	44656 FED. AID.-POLICE-OTHER	\$1,475	\$0	\$0	\$0	\$0	0.00%
B	0000	44960 FED.AID-STORMS	\$42,232	\$0	\$0	\$0	\$0	0.00%
B	0000	44977 FEDERAL AID-VEST PROGRAM	\$6,921	\$5,198	\$0	\$0	\$0	0.00%
B	0000	45030 INTERFUND TRANSFERS	\$441,326	\$0	\$60,000	\$0	\$60,000	0.00%
B	0000	Total	\$24,024,083	\$23,930,106	\$24,111,665	\$22,914,433	\$24,925,717	3.38%
TOTALS:			\$24,024,083	\$23,930,106	\$24,111,665	\$22,914,433	\$24,925,717	3.38%



FUND: GENERAL FUND - PART TOWN EXPENDITURES

ACCOUNT		DESCRIPTION	2013 Actual	2014 Actual	2015 Adopted	2015 Actual YTD	2016 Adopted	% Change
B	1010	TOWN BOARD (B)	\$0	\$63,893	\$76,297	\$59,487	\$76,893	0.78%
B	1420	TOWN ATTORNEY (B)	\$545,342	\$501,633	\$500,462	\$444,836	\$611,778	22.24%
B	1440	TOWN ENGINEER (B)	\$104,525	\$106,555	\$107,516	\$76,194	\$105,579	-1.80%
B	1620	BUILDINGS & GROUNDS (B)	\$192,001	\$114,310	\$138,843	\$100,690	\$133,227	-4.04%
B	1680	INFORMATION TECHNOLOGY (B)	\$156,723	\$171,719	\$195,909	\$201,331	\$207,038	5.68%
B	1910	UNALLOCATED INSURANCE	\$228,576	\$236,258	\$240,400	\$259,657	\$263,500	9.61%
B	1990	RESERVE FOR CONTINGENCIES	\$0	\$0	\$175,000	\$0	\$187,868	7.35%
B	3120	POLICE	\$15,531,764	\$16,366,781	\$16,441,665	\$11,901,819	\$16,585,402	0.87%
B	3620	SAFETY INSPECTION - BUILDINGS	\$540,810	\$536,436	\$599,479	\$414,819	\$725,450	21.01%
B	3621	SAFETY INSPECTION - FIRE MARSHAL	\$373,187	\$392,707	\$402,381	\$291,740	\$479,299	19.12%
B	3622	ORDINANCE ENFORCEMENT	\$563,459	\$623,567	\$877,041	\$580,514	\$981,411	11.90%
B	8010	ZONING BOARD OF APPEALS	\$138,741	\$127,078	\$129,025	\$91,936	\$132,117	2.40%
B	8020	PLANNING BOARD	\$242,765	\$246,830	\$255,674	\$182,217	\$258,044	0.93%
B	8021	PLANNING DEPARTMENT	\$862,398	\$912,440	\$972,185	\$681,683	\$1,112,068	14.39%
B	8022	ARCHITECTURAL REVIEW BOARD	\$35,344	\$23,911	\$24,165	\$18,228	\$25,006	3.48%
B	9000	EMPLOYEE BENEFITS	\$1,513,284	\$1,504,866	\$1,541,333	\$1,228,536	\$1,565,980	1.60%
B	9700	BOND ANTICIPATION NOTES	\$1,540	\$3,369	\$14,833	\$11,380	\$23,039	55.32%
B	9710	SERIAL BONDS	\$1,773,823	\$1,367,179	\$1,419,456	\$1,391,281	\$1,452,016	2.29%
B	9901	INTERFUND TRANSFERS	\$0	\$0	\$0	\$2,509	\$0	0.00%
TOTALS:			\$22,804,282	\$23,299,530	\$24,111,665	\$17,938,857	\$24,925,717	3.38%

Department Summary

Department: TOWN BOARD (B)

Function: GENERAL
GOVERNMENT

Budget Year: 2016

Division: TOWN BOARD

Accounting Reference: 1010

Stage: Adopted Budget

Mission Statement:

The Part-town Town Board function is staffed by a full-time secretary who provides support to the Town Board and appointed Boards such as the Zoning Board of Appeals and the Architectural Review Board. Town Board members act as liaisons to these appointed Boards although the Boards act as independent review agencies.

Department Responsibilities:

See Town Board responsibilities in the Whole Town Fund.





DEPARTMENT: TOWN BOARD (B) EXPENDITURES

ACCOUNT			DESCRIPTION	2013 Actual	2014 Actual	2015 Adopted	2015 Actual YTD	2016 Adopted	% Chg
B	1010	51100	FULL-TIME SALARIES	\$0	\$38,665	\$40,800	\$36,092	\$41,616	2.0%
B	1010	54709	MTA TAX DUE	\$0	\$131	\$139	\$123	\$141	2.0%
B	1010	59010	NYS RETIREMENT	\$0	\$0	\$7,885	\$982	\$6,867	-12.9%
B	1010	59030	SOCIAL SECURITY & MEDICARE	\$0	\$2,958	\$3,121	\$2,761	\$3,184	2.0%
B	1010	59060	HEALTH INSURANCE	\$0	\$20,599	\$22,620	\$18,110	\$23,334	3.2%
B	1010	59090	DENTAL/OPTICAL BENEFITS	\$0	\$1,539	\$1,733	\$1,419	\$1,751	1.1%
TOTALS:				\$0	\$63,893	\$76,297	\$59,487	\$76,893	0.8%

Department Position Costing Summary

Budget Year: 2016

Department:	TOWN BOARD (B)	Stage:	Adopted Budget
Scenario:	Main	Status:	Active
Function:	GENERAL GOVERNMENT		
Division:	TOWN BOARD		

Full-Time Positions	Profile Name	Pay Grade	Step	Total Salary	Total Benefits	Salary + Benefits	FTE
LEGISLATIVE SECRETARY	NR	9805-0257	1	41,616	35,277	76,893	1.00
Grand Total				41,616	35,277	76,893	1.00

Department Summary

Department: TOWN ATTORNEY (B)

Function: GENERAL
GOVERNMENT

Budget Year: 2016

Division: TOWN ATTORNEY

Accounting Reference: 1420

Stage: Adopted Budget

Mission Statement:

To provide legal advice, assistance and representation to the Town Board, other appointed boards, committees, agencies and departments of the Town in a professional manner. Limit legal exposure and reduce litigation costs to the maximum extent possible while maintaining high standards of representation.

Department Responsibilities:

The Office of the Town Attorney provides legal advice, assistance and representation to the Town Board, Planning Board, Zoning Board of Appeals, Architectural Review Board, License Review Board, various committees and all departments of the Town. The Office of the Town Attorney also provides legal assistance in drafting local laws, resolutions and ordinances and reviews all contracts, covenants and easements granted to the Town. The Office of the Town Attorney handles all matters of litigation including but not limited to, Justice Court prosecutions, enforcement actions in Supreme Court, defense of Article 78 Proceedings, and coordination with outside counsel on behalf of the Town. Furthermore, the Office of the Town Attorney handles all Community Preservation Fund ("CPF") real estate transactions and affordable housing matters.



2016 Town of East Hampton ADOPTED BUDGET



DEPARTMENT: TOWN ATTORNEY (B)
EXPENDITURES

ACCOUNT			DESCRIPTION	2013 Actual	2014 Actual	2015 Adopted	2015 Actual YTD	2016 Adopted	% Chg
B	1420	51100	FULL-TIME SALARIES	\$318,137	\$321,455	\$283,764	\$276,297	\$370,224	30.5%
B	1420	51103	LONGEVITY	\$700	\$4,300	\$4,650	\$0	\$4,825	3.8%
B	1420	51300	OVERTIME	\$0	\$17	\$0	\$0	\$0	0.0%
B	1420	54100	OFFICE EXPENSE	\$973	\$205	\$1,000	\$0	\$1,000	0.0%
B	1420	54200	TRAVEL CONFERENCES & DUES	\$750	\$750	\$750	\$590	\$1,500	100.0%
B	1420	54300	TELEPHONE	\$615	\$1,000	\$1,042	\$0	\$1,000	-4.0%
B	1420	54520	OUTSIDE PROFESSIONAL	\$66,293	\$43,479	\$75,000	\$76,148	\$75,000	0.0%
B	1420	54709	MTA TAX DUE	\$1,084	\$1,108	\$981	\$939	\$1,259	28.4%
B	1420	59010	NYS RETIREMENT	\$62,378	\$56,667	\$55,736	\$9,822	\$61,087	9.6%
B	1420	59030	SOCIAL SECURITY & MEDICARE	\$24,391	\$24,922	\$22,064	\$21,137	\$28,322	28.4%
B	1420	59060	HEALTH INSURANCE	\$63,726	\$42,342	\$49,410	\$54,365	\$59,680	20.8%
B	1420	59090	DENTAL/OPTICAL BENEFITS	\$6,295	\$5,387	\$6,065	\$5,538	\$7,882	29.9%
TOTALS:				\$545,342	\$501,633	\$500,462	\$444,836	\$611,778	22.2%

Department Position Costing Summary

Budget Year: 2016

Department: TOWN ATTORNEY (B)
Scenario: Staff Increases
Function: GENERAL GOVERNMENT
Division: TOWN ATTORNEY

Stage: Adopted Budget
Status: Active

Full-Time Positions	Profile Name	Pay Grade	Step	Total Salary	Total Benefits	Salary + Benefits	FTE
ASST. TOWN ATTORNEY	NR	6190-2499	1	49,000	24,543	73,542	0.50
ASST. TOWN ATTORNEY	NR	6190-2697	1	71,400	29,622	101,022	1.00
ASST. TOWN ATTORNEY	NR	6190-0981	1	89,372	34,023	123,396	1.00
PARALEGAL ASSISTANT	CSEA	25	2	27,953	19,389	47,342	0.50
PARALEGAL ASSISTANT	CSEA	25	5	29,668	14,359	44,026	0.50
SR. ASST. TOWN ATTORNEY	NR	6193-0426	1	102,831	41,119	143,951	1.00
Grand Total				370,224	163,054	533,278	4.50

Department Summary

Department: TOWN ENGINEER (B)

Function: GENERAL
GOVERNMENT

Budget Year: 2016

Division: TOWN ENGINEER

Accounting Reference: 1440


Stage: Adopted Budget

Mission Statement:

To provide professional engineering services to various departments and boards of the Town.

Department Responsibilities:

In 2001 the Town hired a full time Town Engineer. The cost of operation is split between the Whole Town A Fund and the Part Town B Fund. The Town Engineer reviews bids, plans capital projects and advises the various Town boards and departments.



2016 Town of East Hampton ADOPTED BUDGET



**DEPARTMENT: TOWN ENGINEER (B)
EXPENDITURES**

ACCOUNT			DESCRIPTION	2013 Actual	2014 Actual	2015 Adopted	2015 Actual YTD	2016 Adopted	% Chg
B	1440	51100	FULL-TIME SALARIES	\$69,918	\$70,979	\$69,927	\$58,131	\$71,326	2.0%
B	1440	51103	LONGEVITY	\$2,650	\$2,900	\$3,150	\$0	\$3,300	4.8%
B	1440	52450	COMPUTER EQUIPMENT	\$0	\$0	\$600	\$0	\$0	-100.0%
B	1440	54100	OFFICE EXPENSE	\$220	\$422	\$1,300	\$82	\$1,300	0.0%
B	1440	54200	TRAVEL CONFERENCES & DUES	\$0	\$0	\$0	\$0	\$50	100.0%
B	1440	54300	TELEPHONE	\$140	\$76	\$175	\$160	\$0	-100.0%
B	1440	54560	MOTOR VEHICLE REPAIRS & SUPP	\$121	\$41	\$200	\$31	\$0	-100.0%
B	1440	54562	FUEL - MOTOR VEHICLE	\$170	\$215	\$150	\$123	\$0	-100.0%
B	1440	54709	MTA TAX DUE	\$247	\$251	\$248	\$198	\$243	-2.4%
B	1440	59010	NYS RETIREMENT	\$14,643	\$15,054	\$14,122	\$3,531	\$11,769	-16.7%
B	1440	59030	SOCIAL SECURITY & MEDICARE	\$5,552	\$5,652	\$5,590	\$4,447	\$5,456	-2.4%
B	1440	59060	HEALTH INSURANCE	\$9,241	\$9,287	\$10,320	\$8,072	\$10,384	0.6%
B	1440	59090	DENTAL/OPTICAL BENEFITS	\$1,623	\$1,677	\$1,733	\$1,419	\$1,751	1.1%
TOTALS:				\$104,525	\$106,555	\$107,516	\$76,194	\$105,579	-1.8%

Department Position Costing Summary

Budget Year: 2016

Department: TOWN ENGINEER (B)
Scenario: Main
Function: GENERAL GOVERNMENT
Division: TOWN ENGINEER

Stage: Adopted Budget
Status: Active

Full-Time Positions	Profile Name	Pay Grade	Step	Total Salary	Total Benefits	Salary + Benefits	FTE
ADMIN.ASST	CSEA	26	Off	28,177	14,993	43,170	0.50
TOWN ENGINEER	CSEA	35	Off	43,149	17,910	61,059	0.50
Grand Total				71,326	32,904	104,229	1.00



DEPARTMENT: BUILDINGS & GROUNDS (B) EXPENDITURES

ACCOUNT			DESCRIPTION	2013 Actual	2014 Actual	2015 Adopted	2015 Actual YTD	2016 Adopted	% Chg
B	1620	54310	LIGHT & POWER	\$105,160	\$27,469	\$45,000	\$13,849	\$30,000	-33.3%
B	1620	54803	COMMON CHARGES - MAINTENANCE	\$86,841	\$86,841	\$93,843	\$86,841	\$103,227	10.0%
TOTALS:				\$192,001	\$114,310	\$138,843	\$100,690	\$133,227	-4.0%

Department Summary

Department: INFORMATION TECHNOLOGY (B)

Function: GENERAL
GOVERNMENT

Budget Year: 2016

Division: INFORMATION
TECHNOLOGY

Accounting Reference: 1680

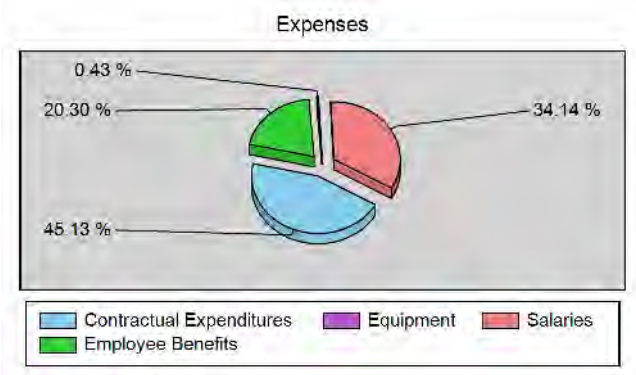
Stage: Adopted Budget

Mission Statement:

To provide the Town departments and employees with the highest quality technology support possible.

Department Responsibilities:

The IT (Information Technology) function, formerly Central Data Processing, was created in 2000 and became its own department in 2007. The IT department is the computer support division for the Town and services the computer needs of all other departments. The IT budget is allocated between the Whole Town A Fund - 80%, and Part Town B fund - 20%.



2016 Town of East Hampton ADOPTED BUDGET



DEPARTMENT: INFORMATION TECHNOLOGY (B) EXPENDITURES

ACCOUNT			DESCRIPTION	2013 Actual	2014 Actual	2015 Adopted	2015 Actual YTD	2016 Adopted	% Chg
B	1680	51100	FULL-TIME SALARIES	\$63,839	\$64,601	\$65,086	\$108,752	\$68,611	5.4%
B	1680	51103	LONGEVITY	\$2,320	\$2,340	\$2,460	\$0	\$1,580	-35.8%
B	1680	51200	PART TIME SALARIES	\$0	\$6,499	\$0	\$1,814	\$0	0.0%
B	1680	51300	OVERTIME	\$41	\$79	\$375	\$31	\$500	33.3%
B	1680	52200	OFFICE EQUIPMENT	\$15,331	\$28	\$250	\$60	\$250	0.0%
B	1680	52450	COMPUTER EQUIPMENT	\$336	\$0	\$1,885	\$442	\$534	-71.7%
B	1680	52600	OTHER EQUIPMENT	\$264	\$32	\$390	\$0	\$100	-74.4%
B	1680	54100	OFFICE EXPENSE	\$1,151	\$0	\$1,340	\$307	\$1,395	4.1%
B	1680	54155	COMPUTER SOFTWARE	\$1,374	\$0	\$2,283	\$0	\$2,283	0.0%
B	1680	54231	TRAINING EXPENSE	\$0	\$0	\$4,063	\$0	\$3,763	-7.4%
B	1680	54300	TELEPHONE	\$133	\$239	\$300	\$158	\$377	25.7%
B	1680	54520	OUTSIDE PROFESSIONAL	\$0	\$0	\$1,500	\$0	\$0	-100.0%
B	1680	54560	MOTOR VEHICLE REPAIRS & SUPP	\$15	\$24	\$112	\$9	\$112	0.0%
B	1680	54562	FUEL - MOTOR VEHICLE	\$29	\$8	\$112	\$0	\$112	0.0%
B	1680	54600	UNIFORMS	\$0	\$0	\$100	\$0	\$100	0.0%
B	1680	54622	MAINTENANCE OF EQUIPMENT.OTH	\$0	\$0	\$1,000	\$0	\$1,000	0.0%
B	1680	54623	MAINTENANCE CONTRACT.SOFTWAR	\$33,689	\$52,944	\$71,803	\$61,508	\$79,871	11.2%
B	1680	54625	MAINTENANCE OF EQUIPMENT	\$0	\$5,332	\$2,400	\$329	\$4,425	84.4%
B	1680	54709	MTA TAX DUE	\$225	\$250	\$231	\$376	\$235	1.8%
B	1680	59010	NYS RETIREMENT	\$13,229	\$13,704	\$13,130	\$3,283	\$11,417	-13.1%
B	1680	59030	SOCIAL SECURITY & MEDICARE	\$5,064	\$5,624	\$5,196	\$8,461	\$5,287	1.8%
B	1680	59060	HEALTH INSURANCE	\$18,059	\$18,337	\$20,160	\$14,411	\$23,334	15.7%
B	1680	59090	DENTAL/OPTICAL BENEFITS	\$1,623	\$1,677	\$1,733	\$1,391	\$1,751	1.1%
TOTALS:				\$156,723	\$171,719	\$195,909	\$201,331	\$207,038	5.7%

Department Position Costing Summary

Budget Year: 2016

Department: INFORMATION TECHNOLOGY (B)
 Scenario: Main
 Function: GENERAL GOVERNMENT
 Division: INFORMATION TECHNOLOGY

Stage: Adopted Budget
 Status: Active

Full-Time Positions	Profile Name	Pay Grade	Step	Total Salary	Total Benefits	Salary + Benefits	FTE
COMPUTER TECHNICIAN	CSEA	24	0	10,555	7,602	18,157	0.20
GEOGRAPHIC INFORM SYST SUPV	CSEA	31	5	14,333	9,037	23,371	0.20
GEOGRAPHIC INFORMATION SYSTEMS	CSEA	28	2	12,549	8,090	20,639	0.20
NETWORK & SYSTEMS ADMINISTATO	DH	0761-0239	1	15,676	9,616	25,293	0.20
NETWORK & SYSTEMS SPEC II	CSEA	33	4	15,117	9,029	24,146	0.20
<i>Promotion</i>				381	99	480	
Total Full-Time				68,611	43,474	112,086	1.00
OVERTIME				500	130	630	
Grand Total				69,111	43,604	112,716	1.00



DEPARTMENT: UNALLOCATED INSURANCE EXPENDITURES

ACCOUNT				DESCRIPTION	2013 Actual	2014 Actual	2015 Adopted	2015 Actual YTD	2016 Adopted	% Chg
B	1910	54120		POSTAGE	\$13,586	\$16,943	\$16,000	\$15,860	\$16,000	0.0%
B	1910	54140		PRINTING	\$0	\$0	\$0	\$0	\$10,000	100.0%
B	1910	54150		GENERAL INSURANCE	\$214,990	\$219,315	\$224,400	\$243,797	\$237,500	5.8%
TOTALS:					\$228,576	\$236,258	\$240,400	\$259,657	\$263,500	9.6%



DEPARTMENT: RESERVE FOR CONTINGENCIES EXPENDITURES

ACCOUNT				DESCRIPTION				2013 Actual	2014 Actual	2015 Adopted	2015 Actual YTD	2016 Adopted	% Chg
B	1990	54980	OTHER		\$0	\$0	\$175,000	\$0	\$187,868	7.4%			
TOTALS:					\$0	\$0	\$175,000	\$0	\$187,868	7.4%			

Department Summary

Department: POLICE

Function: PUBLIC SAFETY
Division: POLICE
Stage: Adopted Budget

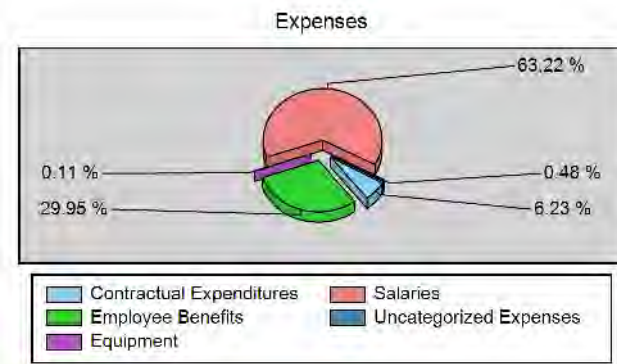
Budget Year: 2016
Accounting Reference: 3120

Mission Statement:

To protect and serve the people of East Hampton, while enhancing their quality of life by adhering to the values and principles of the department. The East Hampton Town Police Department shall engage in behavior that is beyond ethical reproach and reflects the integrity of the police profession.

Department Responsibilities:

To protect and serve the people of East Hampton Town by enforcing the laws of the State of New York and East Hampton Town Code, and continue to strive to improve the quality of community life by providing quality and equitable service to all.



Key Performance Indicators	2013 Actual	2014 Actual	2015 Projected	2016 Target
Aided Cases (Ambulance)	2,317	2415	2,450	2500
Alarm Calls	1,152	1908	1,650	1800
Calls for Service	17,970	18832	18,500	19000
Detective Cases Investigated	375	385	465	450
Domestic Disturbances	297	248	340	300
Motor Vehicle Accidents	876	950	925	1000
Number of Arrests	836	688	775	800
Number of DWI Arrests	247	180	235	195
Personnel Training (avg hours)	50	50	50	50
Uniform Traffic Tickets	5,268	5641	5,200	5500
Vehicle Impounds	103	95	110	100

2016 Town of East Hampton ADOPTED BUDGET



DEPARTMENT: POLICE EXPENDITURES

ACCOUNT			DESCRIPTION	2013 Actual	2014 Actual	2015 Adopted	2015 Actual YTD	2016 Adopted	% Chg
B	3120	51100	FULL-TIME SALARIES	\$7,921,648	\$7,924,054	\$8,419,806	\$6,979,291	\$8,581,160	1.9%
B	3120	51101	POLICE HOLIDAY PAY	\$458,444	\$452,588	\$487,387	\$456,098	\$487,500	0.0%
B	3120	51102	PM SHIFT DIFFERENTIAL	\$377,633	\$361,597	\$389,400	\$379,865	\$389,500	0.0%
B	3120	51103	LONGEVITY	\$203,175	\$214,982	\$241,965	\$169,863	\$246,750	2.0%
B	3120	51104	PD CLEAN/CLOTHING ALLOWANCE	\$71,150	\$74,374	\$73,250	\$72,775	\$73,250	0.0%
B	3120	51200	PART TIME SALARIES	\$191,138	\$158,020	\$200,000	\$190,449	\$209,149	4.6%
B	3120	51300	OVERTIME	\$452,107	\$510,503	\$440,000	\$329,791	\$497,500	13.1%
B	3120	51400	RETIREMENT PAYOUT	\$351,230	\$153,976	\$0	\$260,185	\$0	0.0%
B	3120	51500	RETROACTIVE-CONTRACT RATIFIED	\$0	\$533,594	\$0	\$96,712	\$0	0.0%
B	3120	52200	OFFICE EQUIPMENT	\$1,980	\$2,027	\$2,000	\$1,980	\$2,000	0.0%
B	3120	52400	COMMUNICATION EQUIPMENT	\$0	\$0	\$82,500	\$0	\$0	-100.0%
B	3120	52450	COMPUTER EQUIPMENT	\$0	\$8,024	\$2,500	\$863	\$3,000	20.0%
B	3120	52600	OTHER EQUIPMENT	\$22,347	\$27,755	\$12,000	\$4,197	\$7,500	-37.5%
B	3120	52700	VEHICLE MAINT EQUIPMENT	\$5,999	\$5,991	\$6,000	\$4,290	\$6,000	0.0%
B	3120	54100	OFFICE EXPENSE	\$46,844	\$44,285	\$44,500	\$31,388	\$45,000	1.1%
B	3120	54122	ALARM COLLECTION FEES	\$685	\$0	\$0	\$0	\$0	0.0%
B	3120	54155	COMPUTER SOFTWARE	\$75,524	\$72,432	\$85,500	\$70,496	\$90,000	5.3%
B	3120	54200	TRAVEL CONFERENCES & DUES	\$1,066	\$2,353	\$2,500	\$2,632	\$3,000	20.0%
B	3120	54231	TRAINING EXPENSE	\$5,841	\$11,979	\$13,000	\$9,276	\$12,500	-3.8%
B	3120	54233	AMERICAN HEART TRAINING	\$9,493	\$7,070	\$10,000	\$4,935	\$10,000	0.0%
B	3120	54300	TELEPHONE	\$40,803	\$30,700	\$51,500	\$26,442	\$55,000	6.8%
B	3120	54310	LIGHT & POWER	\$137,473	\$111,474	\$120,000	\$109,206	\$120,000	0.0%
B	3120	54405	LEASED VEHICLE	\$14,880	\$14,460	\$8,060	\$1,024	\$0	-100.0%
B	3120	54421	COMMUNICATION EQUIP MAINTENANC	\$79,710	\$74,882	\$0	\$58,990	\$80,000	100.0%
B	3120	54500	SUBCONTRACT COSTS	\$24,014	\$4,778	\$5,000	\$2,091	\$6,000	20.0%
B	3120	54560	MOTOR VEHICLE REPAIRS & SUPP	\$39,635	\$82,155	\$60,000	\$41,102	\$65,000	8.3%
B	3120	54562	FUEL - MOTOR VEHICLE	\$174,459	\$149,498	\$185,000	\$79,126	\$194,444	5.1%
B	3120	54581	EMERGENCY ROAD SUPPLIES	\$6,978	\$7,421	\$7,500	\$1,669	\$7,500	0.0%
B	3120	54600	UNIFORMS	\$7,946	\$18,838	\$20,500	\$24,036	\$22,500	9.8%
B	3120	54603	UNIFORM ALLOWANCE	\$51,431	\$40,012	\$50,000	\$24,455	\$50,000	0.0%
B	3120	54604	ARMORY EXPENSE	\$3,351	\$5,208	\$11,500	\$18,762	\$12,000	4.3%
B	3120	54621	MAINTENANCE OF EQUIPMENT	\$4,770	\$8,195	\$12,500	\$4,960	\$12,500	0.0%
B	3120	54624	MAINTENANCE OF EQUIPMENT - 911	\$144,314	\$154,766	\$160,000	\$139,803	\$160,000	0.0%
B	3120	54709	MTA TAX DUE	\$32,036	\$33,024	\$34,856	\$28,844	\$34,809	-0.1%
B	3120	54720	BUILDING & MAINT. SUPPLIES	\$16,497	\$24,156	\$25,000	\$21,446	\$25,000	0.0%
B	3120	54760	MEDICAL SUPPLIES	\$12,250	\$12,344	\$3,000	\$7,777	\$10,000	233.3%
B	3120	54800	RENT	\$40,000	\$0	\$59,500	\$0	\$59,583	0.1%
B	3120	54802	RENT COMMUNICATION TOWER	\$17,239	\$53,681	\$54,500	\$48,769	\$55,000	0.9%
B	3120	54814	FOOD/MEALS	\$4,681	\$5,067	\$5,000	\$4,668	\$8,000	60.0%
B	3120	54850	SMALL TOOLS & EQUIPMENT	\$1,346	\$974	\$1,000	\$5,490	\$5,000	400.0%
B	3120	54955	GRANT EXPENSES	\$3,396	\$4,351	\$5,500	\$1,305	\$5,000	-9.1%
B	3120	54980	OTHER	\$100	\$0	\$1,000	\$0	\$1,000	0.0%
B	3120	59010	NYS RETIREMENT	\$138,787	\$137,917	\$332,036	\$22,014	\$308,263	-7.2%
B	3120	59015	POLICE AND FIRE RETIREMENT	\$2,051,644	\$2,508,844	\$2,160,392	\$96,245	\$1,977,779	-8.5%
B	3120	59030	SOCIAL SECURITY & MEDICARE	\$659,196	\$664,168	\$765,285	\$612,778	\$765,928	0.1%
B	3120	59060	HEALTH INSURANCE	\$1,536,848	\$1,561,858	\$1,689,000	\$1,359,114	\$1,768,518	4.7%
B	3120	59090	DENTAL/OPTICAL BENEFITS	\$91,675	\$92,404	\$101,728	\$96,618	\$112,769	10.9%
TOTALS:				\$15,531,764	\$16,366,781	\$16,441,665	\$11,901,819	\$16,585,402	0.9%

Department Position Costing Summary

Budget Year: 2016

Department: POLICE **Stage:** Adopted Budget
Scenario: Main **Status:** Active
Function: PUBLIC SAFETY
Division: POLICE

Full-Time Positions	Profile Name	Pay Grade	Step	Total Salary	Total Benefits	Salary + Benefits	FTE
ADMIN.ASST	CSEA	26	Off	56,353	41,937	98,290	1.00
ADMIN.ASST	CSEA	26	Off	64,404	43,408	107,812	1.00
AUTO. MECHANIC IV	CSEA	22	5	53,989	40,858	94,847	1.00
AUTO. MECHANIC IV	CSEA	22	Off	56,737	41,531	98,267	1.00
AUTOMOTIVE MECHANIC 5	CSEA	26	7	63,765	44,252	108,017	1.00
AUTOMOTIVE MECHANIC II	CSEA	16	0	41,466	35,241	76,707	1.00
CLERK TYPIST SPANISH SPEAKING	CSEA	13	Off	38,296	37,014	75,310	1.00
COMMUNICATIONS TECHNICIAN 1	CSEA	29	Off	71,432	46,629	118,062	1.00
DETECTIVE SGT.	PBA	D.SE	1	130,031	70,305	200,337	1.00
FLEET SERVICE MGR.	CSEA	29	Off	71,432	46,129	117,562	1.00
MAINTENANCE MECHANIC II	CSEA	16	7	47,664	38,809	86,473	1.00
MAINTENANCE MECHANIC III	CSEA	18	Off	50,326	39,961	90,287	1.00
POLICE CAPTAIN	PBA	CAP	1	149,624	75,407	225,032	1.00
POLICE CHIEF	NR	5092-0279	1	176,655	86,229	262,884	1.00
POLICE DETECTIVE	PBA	DET.	3	120,421	67,303	187,724	1.00
POLICE DETECTIVE	PBA	DET.	3	120,421	53,103	173,524	1.00
POLICE DETECTIVE	PBA	DET.	3	120,421	66,053	186,474	1.00
POLICE DETECTIVE	PBA	DET.	3	120,421	66,803	187,224	1.00
POLICE DETECTIVE	PBA	DET.	3	120,421	66,803	187,224	1.00
POLICE DETECTIVE	PBA	DET.	3	120,421	53,853	174,274	1.00
POLICE LIEUTENANT	PBA	LIEU	1	139,942	72,886	212,829	1.00
POLICE LIEUTENANT	PBA	LIEU	1	139,942	72,386	212,329	1.00
POLICE LIEUTENANT	PBA	LIEU	1	139,942	72,886	212,829	1.00
POLICE OFFICER	PBA	POL.	5	111,740	63,559	175,299	1.00
POLICE OFFICER	PBA	POL.	5	111,740	50,609	162,349	1.00
POLICE OFFICER	PBA	POL.	5	111,740	64,309	176,049	1.00
POLICE OFFICER	PBA	POL.	2	71,105	34,509	105,613	1.00
POLICE OFFICER	PBA	POL.	5	111,740	52,359	164,099	1.00
POLICE OFFICER	PBA	POL.	5	111,740	51,359	163,099	1.00
POLICE OFFICER	PBA	POL.	5	111,740	64,309	176,049	1.00
POLICE OFFICER	PBA	POL.	5	111,740	60,559	172,299	1.00
POLICE OFFICER	PBA	POL.	5	111,740	60,559	172,299	1.00
POLICE OFFICER	PBA	POL.	5	111,740	64,309	176,049	1.00
POLICE OFFICER	PBA	POL.	5	111,740	63,559	175,299	1.00
POLICE OFFICER	PBA	POL.	5	111,740	63,559	175,299	1.00
POLICE OFFICER	PBA	POL.	5	111,740	64,309	176,049	1.00
POLICE OFFICER	PBA	POL.	5	111,740	50,609	162,349	1.00
POLICE OFFICER	PBA	POL.	5	111,740	64,809	176,549	1.00
POLICE OFFICER	PBA	POL.	5	111,740	64,309	176,049	1.00
POLICE OFFICER	PBA	POL.	5	111,740	50,609	162,349	1.00
POLICE OFFICER	PBA	POL.	5	111,740	51,359	163,099	1.00
POLICE OFFICER	PBA	POL.	3	84,641	38,873	123,513	1.00
POLICE OFFICER	PBA	POL.	5	111,740	63,559	175,299	1.00
POLICE OFFICER	PBA	POL.	4	98,187	43,240	141,426	1.00
POLICE OFFICER	PBA	POL.	5	111,740	63,559	175,299	1.00
POLICE OFFICER	PBA	POL.	5	111,740	50,609	162,349	1.00
POLICE OFFICER	PBA	POL.	5	111,740	64,309	176,049	1.00
POLICE OFFICER	PBA	POL.	5	111,740	63,559	175,299	1.00
POLICE OFFICER	PBA	POL.	3	84,641	38,873	123,513	1.00
POLICE OFFICER	PBA	POL.	5	111,740	63,559	175,299	1.00
POLICE OFFICER	PBA	POL.	5	111,740	64,309	176,049	1.00
POLICE OFFICER	PBA	POL.	4	98,187	56,190	154,376	1.00
POLICE OFFICER	PBA	POL.	5	111,740	50,609	162,349	1.00
POLICE OFFICER	PBA	POL.	5	111,740	64,309	176,049	1.00
POLICE OFFICER	PBA	POL.	3	84,641	38,873	123,513	1.00

Department Position Costing Summary

Budget Year: 2016

POLICE OFFICER	PBA	POL.	5	111,740	64,309	176,049	1.00
POLICE OFFICER	PBA	POL.	5	111,740	64,309	176,049	1.00
POLICE OFFICER STEP 1/2	PBA	POL. 1/2	1	60,307	31,027	91,334	1.00
POLICE OFFICER: TRAINING	PBA	POL. TRAIN	1	51,372	41,097	92,469	1.00
POLICE OFFICER: TRAINING	PBA	POL. TRAIN	1	51,372	41,097	92,469	1.00
POLICE OFFICER: TRAINING	PBA	POL. TRAIN	1	51,372	41,097	92,469	1.00
POLICE OFFICER: TRAINING	PBA	POL. TRAIN	1	51,372	41,097	92,469	1.00
POLICE OFFICER: TRAINING	PBA	POL. TRAIN	1	51,372	41,097	92,469	1.00
POLICE OFFICER: TRAINING/OFFICER	PBA	TRAIN/POLIC	1	55,518	29,483	85,001	1.00
POLICE OFFICER: TRAINING/OFFICER	PBA	TRAIN/POL.	1	54,466	29,144	83,610	1.00
POLICE SGT	PBA	SERG	1	123,763	63,923	187,687	1.00
POLICE SGT	PBA	SERG	1	123,763	68,673	192,437	1.00
POLICE SGT	PBA	SERG	1	123,763	68,673	192,437	1.00
POLICE SGT	PBA	SERG	1	123,763	66,923	190,687	1.00
POLICE SGT	PBA	SERG	1	123,763	68,173	191,937	1.00
POLICE SGT	PBA	SERG	1	123,763	68,673	192,437	1.00
POLICE SGT	PBA	SERG	1	123,763	68,673	192,437	1.00
POLICE SGT	PBA	SERG	1	123,763	67,673	191,437	1.00
PUBLIC SAFETY DISPATCHER I	PBA	PSD	5	86,190	52,477	138,668	1.00
PUBLIC SAFETY DISPATCHER I	PBA	PSD	5	86,190	51,477	137,668	1.00
PUBLIC SAFETY DISPATCHER I	PBA	PSD	5	86,190	50,727	136,918	1.00
PUBLIC SAFETY DISPATCHER I	PBA	PSD	5	86,190	39,527	125,718	1.00
PUBLIC SAFETY DISPATCHER I	PBA	PSD	5	86,190	38,527	124,718	1.00
PUBLIC SAFETY DISPATCHER I	PBA	PSD	5	86,190	52,477	138,668	1.00
PUBLIC SAFETY DISPATCHER I	PBA	PSD	5	86,190	52,477	138,668	1.00
PUBLIC SAFETY DISPATCHER I	PBA	PSD	5	86,190	51,477	137,668	1.00
PUBLIC SAFETY DISPATCHER I	PBA	PSD	4	76,596	45,457	122,053	1.00
PUBLIC SAFETY DISPATCHER I	PBA	PSD	5	86,190	38,527	124,718	1.00
PUBLIC SAFETY DISPATCHER II	PBA	C.D.	1	89,627	53,416	143,043	1.00
PUBLIC SAFETY DISPATCHER II	PBA	C.D.	1	89,627	52,916	142,543	1.00
SR. CLERK-TYPIST	CSEA	18	1	44,214	37,464	81,677	1.00
Total Full-Time				8,581,160	4,780,039	13,361,199	88.00

Part-Time Positions	Profile Name	Pay Grade	Step	Total Salary	Total Benefits	Salary + Benefits	FTE
PART-TIME/SEASONAL				200,000	15,980	215,980	
PT SR. TRAFFIC CONTROL SPECIALIST	PT	5048-2105	1	9,149	731	9,880	0.25
Total Part-Time				209,149	16,711	225,860	0.25
POLICE HOLIDAY PAY				487,500	146,201	633,701	
PM SHIFT DIFFERENTIAL				389,500	116,811	506,311	
POLICE CLEANING/CLOTH				73,250	5,853	79,103	
OVERTIME				497,500	149,200	646,700	
Grand Total				10,238,059	5,214,815	15,452,875	88.25

Department Summary

Department: SAFETY INSPECTION - BUILDINGS

Function: PUBLIC SAFETY

Budget Year: 2016

Division: SAFETY INSPECTION - BUILDINGS

Accounting Reference: 3620


Stage: Adopted Budget

Mission Statement:

To ensure compliance with the Town and State Building Codes, to ensure that structures throughout the town are safe and secure, and provide our residents with prompt, courteous and accurate service.

Department Responsibilities:

The Building Inspector's Office is responsible for reviewing and approving all construction in the Town of East Hampton. The office issues building permits, certificates of occupancy, title research reports, property research requests, does property inspections, provides public information and assistance and collects related fees.



Key Performance Indicators	2013 Actual	2014 Actual	2015 Projected	2016 Target
Building Permit Renewals	363	567	600	800
Building Permits Issued	1,308	1382	1,330	1476
Certificates of Occupancy Issued	914	974	950	975
Inspections Done by Building Inspectors	2,989	1490	3,025	3,050
Letters of Buildability Issued	53	94	108	110
Over the Counter Research for Public & Real Estates	4,714	5275	5336	5,400
Title Research for Title Companies	2,159	1392	1,928	1,9,30



DEPARTMENT: SAFETY INSPECTION - BUILDINGS EXPENDITURES

ACCOUNT			DESCRIPTION	2013 Actual	2014 Actual	2015 Adopted	2015 Actual YTD	2016 Adopted	% Chg
B	3620	51100	FULL-TIME SALARIES	\$290,143	\$287,716	\$333,313	\$267,519	\$420,022	26.0%
B	3620	51103	LONGEVITY	\$10,592	\$8,467	\$12,200	\$0	\$8,500	-30.3%
B	3620	51200	PART TIME SALARIES	\$11,312	\$15,238	\$18,200	\$0	\$0	-100.0%
B	3620	51300	OVERTIME	\$0	\$1,802	\$0	\$867	\$1,000	100.0%
B	3620	52450	COMPUTER EQUIPMENT	\$1,812	\$620	\$0	\$0	\$0	0.0%
B	3620	52600	OTHER EQUIPMENT	\$0	\$5,620	\$0	\$0	\$0	0.0%
B	3620	54100	OFFICE EXPENSE	\$3,696	\$2,936	\$3,336	\$2,719	\$3,996	19.8%
B	3620	54155	COMPUTER SOFTWARE	\$0	\$0	\$0	\$0	\$564	100.0%
B	3620	54200	TRAVEL CONFERENCES & DUES	\$756	\$600	\$852	\$0	\$1,200	40.8%
B	3620	54300	TELEPHONE	\$1,115	\$1,177	\$1,200	\$1,227	\$1,500	25.0%
B	3620	54400	LEASE OF EQUIPMENT	\$660	\$995	\$984	\$875	\$996	1.2%
B	3620	54520	OUTSIDE PROFESSIONAL	\$0	\$0	\$1,500	\$0	\$600	-60.0%
B	3620	54560	MOTOR VEHICLE REPAIRS & SUPP	\$1,565	\$1,779	\$2,004	\$1,577	\$3,504	74.9%
B	3620	54562	FUEL - MOTOR VEHICLE	\$4,658	\$3,784	\$6,000	\$2,381	\$5,004	-16.6%
B	3620	54600	UNIFORMS	\$104	\$839	\$504	\$250	\$600	19.0%
B	3620	54709	MTA TAX DUE	\$1,061	\$1,065	\$1,237	\$913	\$1,431	15.8%
B	3620	59010	NYS RETIREMENT	\$66,517	\$67,887	\$66,828	\$9,045	\$69,539	4.1%
B	3620	59030	SOCIAL SECURITY & MEDICARE	\$23,871	\$23,962	\$27,824	\$20,532	\$32,208	15.8%
B	3620	59060	HEALTH INSURANCE	\$114,832	\$102,997	\$113,100	\$98,940	\$160,774	42.2%
B	3620	59090	DENTAL/OPTICAL BENEFITS	\$8,115	\$8,952	\$10,398	\$7,973	\$14,012	34.8%
TOTALS:				\$540,810	\$536,436	\$599,479	\$414,819	\$725,450	21.0%

Department Position Costing Summary

Budget Year: 2016

Department: SAFETY INSPECTION - BUILDINGS
 Scenario: Main
 Function: PUBLIC SAFETY
 Division: SAFETY INSPECTION - BUILDINGS

Stage: Adopted Budget
 Status: Active

Full-Time Positions	Profile Name	Pay Grade	Step	Total Salary	Total Benefits	Salary + Benefits	FTE
BUILDING INSPECTOR	CSEA	23	0	51,729	37,754	89,483	1.00
BUILDING INSPECTOR	CSEA	20	Off	53,223	40,670	93,893	1.00
BUILDING INSPECTOR	CSEA	23	1	51,796	24,821	76,616	1.00
CLERK TYPIST	CSEA	12	0	36,672	34,067	70,738	1.00
CLERK TYPIST SPANISH SPEAKING	CSEA	13	6	42,468	37,536	80,004	1.00
<i>Promote to Sr. Clerk Typist</i>		18	2	2,641	702	3,343	
ORDINANCE INSPECTOR	CSEA	23	0	50,773	24,570	75,344	1.00
PRINC. BLDG. INSPECTOR	DH	5109-0352	1	71,400	46,472	117,872	1.00
SR. BLDG. INSPECTOR	CSEA	27	1	59,320	39,613	98,933	1.00
Total Full-Time				420,022	286,205	706,226	8.00
OVERTIME				1,000	260	1,260	
Grand Total				421,022	286,465	707,486	8.00

Department Summary

Department: SAFETY INSPECTION - FIRE MARSHAL

Function: PUBLIC SAFETY

Budget Year: 2016

Division: SAFETY INSPECTION -
FIRE MARSHAL

Accounting Reference: 3621

Stage: Adopted Budget

Mission Statement:

Our mission is to safeguard and strive to improve the safety and welfare of our residents, as well as those visitors to East Hampton, through fire safety education, inspections and enforcement.

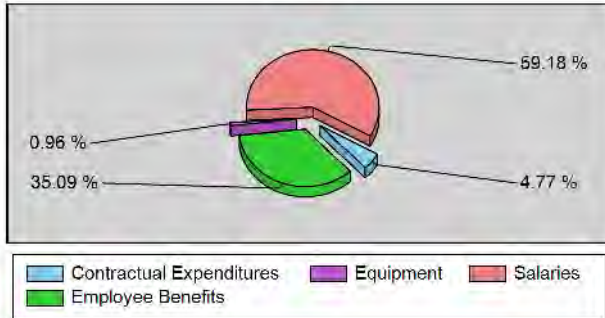
Department Responsibilities:

The Fire Prevention Office, headed by the Chief Fire Marshall, is responsible for fire safety and inspections of public buildings and gathering places, temporary tents, and commercial establishments, investigation of fires, review of site plans, building permit reviews of commercial occupancies, conducting hazardous material mitigation, provide fire prevention education, provide technical assistance to contractors or public, serve as liaison between the fire departments and town agencies, enforce town codes, investigation of bona fide complaints, issue business permits, issue permits and supervision of fireworks shows, conduct certificate of occupancy inspections.

Department Summary

Department: SAFETY INSPECTION - FIRE MARSHAL

Expenses



Key Performance Indicators	2013 Actual	2014 Actual	2015 Projected	2016 Target
ADA Complaints	6	2	12	10
Building & Equipment Plan Reviews	99	114	165	18
Burn Permits Issued	7	3	4	4
Building Permit Issuance Reviews	41	60	80	100
Business Permits Issued	74	132	150	180
Certificate of Occupancy Inspections/Reviews	50	46	50	60
Commercial Fire Inspections	1,391	1901	800	1500
Court Appearances	6	0	0	0
Criminal Summons	0	0	0	0
False Alarm Reviews	58	121	120	120
Fire Investigations	34	50	50	50
Firework Permits Issued	5	4	4	3
Firework Site Inspections	5	4	4	3
Hazardous Material Calls	4	6	5	5
Home Inspections	30	0	5	5
Investigation of Complaints	11	24	60	60
Liquor License Reviews	26	14	20	20
Multiple-Dwelling Inspections	255	496	100	600
PM Public Assembly Inspections	368	272	460	480
Public Fire Safety Education Programs	6	1329	1500	2000
Signs	0	51	85	115
Site Plan Reviews for Fire Safety	119	111	150	170
Technical & Construction Assistance	664	606	1000	1200
Tent Permits Issued	138	157	150	155
Tent Site Inspections	138	157	150	155
Vehicle & Traffic Tickets	85	77	100	150
Total Fire Inspections	2,237	2876	1569	2803
Total Permits Issued	214	296	308	342



DEPARTMENT: SAFETY INSPECTION - FIRE MARSHAL EXPENDITURES

ACCOUNT			DESCRIPTION	2013 Actual	2014 Actual	2015 Adopted	2015 Actual YTD	2016 Adopted	% Chg
B	3621	51100	FULL-TIME SALARIES	\$196,035	\$202,223	\$206,698	\$175,566	\$263,453	27.5%
B	3621	51103	LONGEVITY	\$6,800	\$6,900	\$7,000	\$0	\$7,400	5.7%
B	3621	51200	PART TIME SALARIES	\$25,735	\$29,104	\$26,021	\$19,434	\$0	-100.0%
B	3621	51300	OVERTIME	\$8,022	\$7,813	\$7,000	\$7,876	\$12,815	83.1%
B	3621	52100	FURNITURE & FIXTURES	\$0	\$0	\$0	\$0	\$600	100.0%
B	3621	52450	COMPUTER EQUIPMENT	\$0	\$0	\$2,400	\$2,202	\$2,400	0.0%
B	3621	52600	OTHER EQUIPMENT	\$0	\$0	\$0	\$0	\$1,585	100.0%
B	3621	54100	OFFICE EXPENSE	\$1,723	\$2,033	\$1,700	\$1,112	\$5,257	209.2%
B	3621	54122	ALARM COLLECTION FEES	\$319	\$0	\$0	\$0	\$0	0.0%
B	3621	54200	TRAVEL CONFERENCES & DUES	\$250	\$0	\$250	\$0	\$250	0.0%
B	3621	54231	TRAINING EXPENSE	\$717	\$972	\$2,000	\$305	\$2,000	0.0%
B	3621	54232	PUBLIC EDUCATION SUPPLIES	\$0	\$2,884	\$3,000	\$501	\$3,000	0.0%
B	3621	54300	TELEPHONE	\$1,597	\$2,299	\$2,310	\$1,687	\$2,500	8.2%
B	3621	54520	OUTSIDE PROFESSIONAL	\$0	\$0	\$1,000	\$50	\$500	-50.0%
B	3621	54560	MOTOR VEHICLE REPAIRS & SUPP	\$559	\$1,522	\$1,500	\$903	\$2,560	70.7%
B	3621	54562	FUEL - MOTOR VEHICLE	\$3,349	\$3,719	\$3,000	\$1,605	\$3,000	0.0%
B	3621	54600	UNIFORMS	\$1,474	\$2,566	\$3,000	\$1,078	\$3,787	26.2%
B	3621	54709	MTA TAX DUE	\$808	\$840	\$839	\$691	\$939	12.0%
B	3621	59010	NYS RETIREMENT	\$41,970	\$44,113	\$42,730	\$4,589	\$45,776	7.1%
B	3621	59030	SOCIAL SECURITY & MEDICARE	\$18,168	\$18,891	\$18,874	\$15,554	\$21,134	12.0%
B	3621	59060	HEALTH INSURANCE	\$60,792	\$61,798	\$67,860	\$54,329	\$93,337	37.5%
B	3621	59090	DENTAL/OPTICAL BENEFITS	\$4,869	\$5,032	\$5,199	\$4,258	\$7,006	34.8%
TOTALS:				\$373,187	\$392,707	\$402,381	\$291,740	\$479,299	19.1%

Department Position Costing Summary

Budget Year: 2016

Department: SAFETY INSPECTION - FIRE MARSHAL **Stage:** Adopted Budget
Scenario: Main **Status:** Active
Function: PUBLIC SAFETY
Division: SAFETY INSPECTION - FIRE MARSHAL

Full-Time Positions	Profile Name	Pay Grade	Step	Total Salary	Total Benefits	Salary + Benefits	FTE
ADMIN.ASST	CSEA	26	6	62,508	42,944	105,452	1.00
CHIEF FIRE MARSHAL	DH	5128-1283	1	77,935	46,972	124,907	1.00
FIRE MARSHAL II	CSEA	26	6	70,233	44,336	114,569	1.00
FIRE MARSHALL I	CSEA	24	0	52,775	38,010	90,786	1.00
Total Full-Time				263,453	172,262	435,715	4.00
OVERTIME				12,815	3,330	16,145	
Grand Total				276,268	175,592	451,860	4.00

Department Summary

Department: *ORDINANCE ENFORCEMENT*

Function: PUBLIC SAFETY

Division: ORDINANCE
ENFORCEMENT

Stage: Adopted Budget

Budget Year: 2016

Accounting Reference: 3622

Mission Statement:

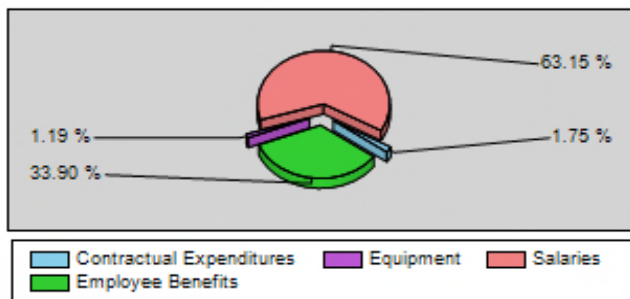
The Ordinance Enforcement Department exists under the authority of Chapter 45 of the East Hampton Town Code and as conferred under Section 45-3 of that Code. The purpose of the Department is to protect, preserve and support the health, safety, welfare, and overall quality of life of all East Hampton residents through education, voluntary compliance, and enforcement of various town codes and resolutions. The Department serves as a clearinghouse for complaints about alleged violations of codes and resolutions.

Department Responsibilities:

Enforcement of all Town Codes and resolutions whose enforcement is charged to the Department including but not limited to health and safety, housing, zoning, environmental, noise, lighting, and permits. Identify violations through active patrol of the Town's roadways. Receive and investigate complaints of violations of town codes and resolutions through observation, inspections, records research, interview, and surveillance. Identify violations and seek resolution through voluntary compliance, issuance of violation notices, or by filing charges with the Town Justice Court. Work with other departments to observe violations and establish charges to be adjudicated in court. Issue appearance tickets, and draft court informations when voluntary compliance is not achieved. Serve as court liaison to the Town Attorney's Office and Town Prosecutor to ensure that all open court cases are fully investigated and the most recent information is provided for each court date. Individual inspectors and officers also appear in court as required, and testify at hearings and trials. Perform follow up inspections to ensure compliance with court mandated conditional discharges, and issue new charges when appropriate. Deliver and personally serve criminal summonses issued by the Justice Court. Work with the Town Attorney's Office to develop probable cause and seek the issuance of search warrants from the Justice Court when necessary. Assist the Town Police Department with noise complaints during the overnight shift from June to September. Assist the Fire Marshal with storm damage assessment when requested. Educate the public concerning compliance with the Town Code. Attend 24 hours of state mandated certification training annually.

Included in the Code Enforcement budget is the Director of Public Safety who oversees and coordinates the activities of the Building Inspector, Dog Control function, Fire Marshall and the Code Enforcement Department itself.

Expenses



Department Summary

Department: ORDINANCE ENFORCEMENT

Key Performance Indicators	2013 Actual	2014 Actual	2015 Projected	2016 Target
Cases Opened	1236	1591	1736	1785
Categories:				
Board Determinations			30	40
Contractor License Case			114	125
Environmental Complaint	376	313	200	195
Housing Complaint	116	190	220	240
Lighting Complaint	44	23	18	25
Noise Complaint	9	36	55	75
Parking Case			80	85
Peddler/Permits			30	25
Safety Complaint	125	90	82	80
Signs			105	92
State Code Complaint	30	41	82	93
Taxi Complaint	55	44	80	70
Taxi Validation			215	250
Zoning Complaint	421	388	425	390

Cases Opened by Hamlet:				
-Amagansett	164	211	193	195
-East Hampton	356	395	525	510
-Montauk	286	553	593	580
-Springs	346	377	360	430
-Wainscott	83	55	65	70

Source of Complaint				
E-Mail			30	30
Front Desk			127	130
Internal			603	620
Online			250	275
Phone			250	255
Patrol			351	360
Referral		168	125	115

Cases Resulting in Charges Filed	270	193	310	350
Department	9	35	55	60
Complaint Unfounded	696	993	400	425
Voluntary Compliance	188	236	615	625

2016 Town of East Hampton ADOPTED BUDGET



DEPARTMENT: ORDINANCE ENFORCEMENT EXPENDITURES

ACCOUNT			DESCRIPTION	2013 Actual	2014 Actual	2015 Adopted	2015 Actual YTD	2016 Adopted	% Chg
B	3622	51100	FULL-TIME SALARIES	\$309,890	\$321,431	\$477,615	\$370,624	\$576,544	20.7%
B	3622	51102	PM SHIFT DIFFERENTIAL	\$1,371	\$1,199	\$10,000	\$938	\$1,571	-84.3%
B	3622	51103	LONGEVITY	\$7,700	\$7,958	\$9,350	\$0	\$7,325	-21.7%
B	3622	51200	PART TIME SALARIES	\$10,871	\$22,175	\$30,000	\$26,305	\$48,200	60.7%
B	3622	51300	OVERTIME	\$2,423	\$7,136	\$5,000	\$16,655	\$4,587	-8.3%
B	3622	52450	COMPUTER EQUIPMENT	\$0	\$8,434	\$1,500	\$2,012	\$2,012	34.1%
B	3622	52600	OTHER EQUIPMENT	\$0	\$5,647	\$10,000	\$10,823	\$10,996	10.0%
B	3622	54100	OFFICE EXPENSE	\$4,498	\$2,764	\$4,040	\$2,591	\$5,001	23.8%
B	3622	54200	TRAVEL CONFERENCES & DUES	\$1,194	\$3,400	\$2,000	\$0	\$2,000	0.0%
B	3622	54300	TELEPHONE	\$3,475	\$2,975	\$6,660	\$4,606	\$2,259	-66.1%
B	3622	54400	LEASE OF EQUIPMENT	\$356	\$337	\$2,500	\$1,041	\$1,061	-57.6%
B	3622	54520	OUTSIDE PROFESSIONAL	\$0	\$0	\$1,500	\$4,150	\$500	-66.7%
B	3622	54560	MOTOR VEHICLE REPAIRS & SUPP	\$3,949	\$2,678	\$4,500	\$1,057	\$673	-85.0%
B	3622	54562	FUEL - MOTOR VEHICLE	\$8,373	\$7,750	\$10,000	\$2,843	\$1,262	-87.4%
B	3622	54600	UNIFORMS	\$1,649	\$1,458	\$2,000	\$1,044	\$2,076	3.8%
B	3622	54709	MTA TAX DUE	\$1,130	\$1,224	\$1,809	\$1,409	\$2,140	18.3%
B	3622	59010	NYS RETIREMENT	\$78,950	\$75,776	\$81,438	\$8,014	\$81,845	0.5%
B	3622	59030	SOCIAL SECURITY & MEDICARE	\$25,418	\$27,532	\$40,695	\$31,711	\$48,144	18.3%
B	3622	59060	HEALTH INSURANCE	\$92,612	\$113,061	\$163,005	\$85,249	\$167,891	3.0%
B	3622	59090	DENTAL/OPTICAL BENEFITS	\$9,599	\$10,631	\$13,430	\$9,441	\$15,325	14.1%
TOTALS:				\$563,459	\$623,567	\$877,041	\$580,514	\$981,411	11.9%

Department Position Costing Summary

Budget Year: 2016

Department: ORDINANCE ENFORCEMENT
 Scenario: Scenario 1
 Function: PUBLIC SAFETY
 Division: ORDINANCE ENFORCEMENT

Stage: Adopted Budget
 Status: Active

Full-Time Positions	Profile Name	Pay Grade	Step	Total Salary	Total Benefits	Salary + Benefits	FTE
DIRECTOR OF CODE ENFORCEMENT	DH	5184-0028	1	66,570	38,342	104,912	0.75
ORDINANCE INSPECTOR	CSEA	23	0	50,773	37,520	88,294	1.00
ORDINANCE INSPECTOR	CSEA	23	1	51,796	37,770	89,566	1.00
ORDINANCE INSPECTOR	CSEA	23	0	50,773	24,570	75,344	1.00
ORDINANCE INSPECTOR	CSEA	23	1	51,796	14,436	66,232	1.00
<i>Promotion to Sr. Ordinance Enforcement Officer</i>		28	0	8,498	2,260	10,758	
ORDINANCE INSPECTOR	CSEA	23	5	56,077	40,869	96,945	1.00
ORDINANCE INSPECTOR	CSEA	23	1	51,796	37,770	89,566	1.00
ORDINANCE INSPECTOR SPANISH	CSEA	24	2	54,926	38,537	93,463	1.00
SR. CLERK-TYPIST	CSEA	18	4	46,940	38,631	85,571	1.00
TOWN DIRECTOR OF PUBLIC SAFETY	NR	5795-2534	1	86,600	6,919	93,519	1.00
Total Full-Time				576,544	317,626	894,171	9.75
Part-Time Positions	Profile Name	Pay Grade	Step	Total Salary	Total Benefits	Salary + Benefits	FTE
PT CLERK TYPIST	PT	21PT-1975	1	18,200	1,454	19,654	0.50
PT TOWN INVESTIGATOR	PT	518A-2533	1	30,000	2,397	32,397	0.55
Total Part-Time				48,200	3,851	52,051	1.05
OVERTIME				4,587	1,192	5,779	
Grand Total				629,331	322,670	952,000	10.80

Department Summary

Department: ZONING BOARD OF APPEALS

Function: HOME & COMMUNITY SERVICES

Budget Year: 2016

Division: ZONING BOARD OF APPEALS

Accounting Reference: 8010

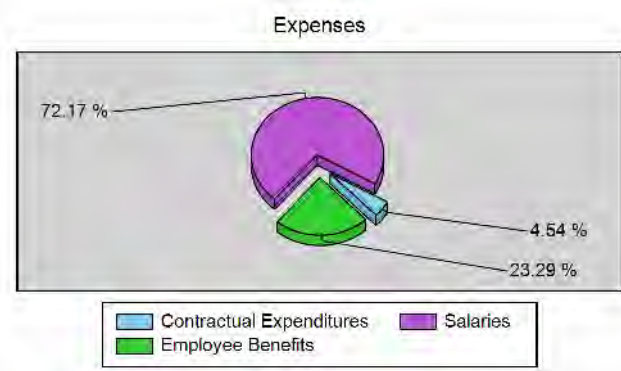
Stage: Adopted Budget

Mission Statement:

To ensure equitable administration of the Town's Zoning Code. The Zoning Board hears and decides on all of the following: Variances, Natural Resources Special Permits, appeals from the Building Inspector, appeals from the Architectural Review Board, interpretations of the Zoning Code, Personal Wireless Service Facility Tiers and revocation of Certificate of Occupancies.

Department Responsibilities:

The purpose of the Town Zoning Board of Appeals is to ensure equitable administration of the Town's Zoning Code (Chapter 255 of the Town Code). The Board is comprised of five members appointed by the Town Board. Each member serves a five-year term. The Zoning Board hears and decides on all of the following: variances, Natural Resources Special Permits, appeals from the Building Inspector, appeals from the Architectural Review Board, interpretations of the Zoning Code, personal wireless service facility tiers, and revocation of certificate of occupancies.



2016 Town of East Hampton ADOPTED BUDGET



**DEPARTMENT: ZONING BOARD OF APPEALS
EXPENDITURES**

ACCOUNT			DESCRIPTION	2013 Actual	2014 Actual	2015 Adopted	2015 Actual YTD	2016 Adopted	% Chg
B	8010	51100	FULL-TIME SALARIES	\$43,873	\$44,751	\$45,646	\$40,379	\$46,559	2.0%
B	8010	51103	LONGEVITY	\$3,200	\$3,300	\$3,400	\$0	\$3,500	2.9%
B	8010	51200	PART TIME SALARIES	\$57,336	\$44,736	\$44,396	\$33,297	\$45,284	2.0%
B	8010	52100	FURNITURE & FIXTURES	\$0	\$0	\$1,000	\$0	\$0	-100.0%
B	8010	52200	OFFICE EQUIPMENT	\$0	\$950	\$0	\$0	\$0	0.0%
B	8010	54100	OFFICE EXPENSE	\$1,650	\$1,402	\$2,500	\$0	\$3,000	20.0%
B	8010	54110	ADVERTISING	\$2,942	\$3,637	\$3,000	\$433	\$3,000	0.0%
B	8010	54300	TELEPHONE	\$1,000	\$86	\$86	\$79	\$0	-100.0%
B	8010	54709	MTA TAX DUE	\$355	\$315	\$318	\$251	\$466	46.8%
B	8010	59010	NYS RETIREMENT	\$9,532	\$9,838	\$9,478	\$2,370	\$7,682	-18.9%
B	8010	59030	SOCIAL SECURITY & MEDICARE	\$7,987	\$7,098	\$7,148	\$5,636	\$10,490	46.8%
B	8010	59060	HEALTH INSURANCE	\$9,241	\$9,287	\$10,320	\$8,072	\$10,384	0.6%
B	8010	59090	DENTAL/OPTICAL BENEFITS	\$1,623	\$1,677	\$1,733	\$1,419	\$1,751	1.1%
TOTALS:				\$138,741	\$127,078	\$129,025	\$91,936	\$132,117	2.4%

Department Position Costing Summary

Budget Year: 2016

Department: ZONING BOARD OF APPEALS
 Scenario: Main
 Function: HOME & COMMUNITY SERVICES
 Division: ZONING BOARD OF APPEALS

Stage: Adopted Budget
 Status: Active

Full-Time Positions	Profile Name	Pay Grade	Step	Total Salary	Total Benefits	Salary + Benefits	FTE
SECRETARY	NR	0095-0137	1	46,559	30,656	77,215	1.00
Total Full-Time				46,559	30,656	77,215	1.00

Stipends	Profile Name	Pay Grade	Step	Total Salary	Total Benefits	Salary + Benefits	FTE
CHAIRPERSON - ZBA	STIPENDS	0005-2093	1	13,252	1,059	14,311	
MEMBER - ZBA	STIPENDS	0005-2281	1	7,392	591	7,983	
MEMBER - ZBA	STIPENDS	0005-1861	1	7,392	591	7,983	
MEMBER - ZBA	STIPENDS	0005-0933	1	7,392	591	7,983	
VICE CHAIRPERSON - ZBA	STIPENDS	0005-2165	1	9,856	788	10,644	
Total Stipends				45,284	3,618	48,902	0.00

Grand Total				91,843	34,274	126,117	1.00
--------------------	--	--	--	---------------	---------------	----------------	-------------

Department Summary

Department: *PLANNING BOARD*

Function: HOME & COMMUNITY SERVICES

Budget Year: 2016

Division: PLANNING BOARD

Accounting Reference: 8020

Stage: Adopted Budget

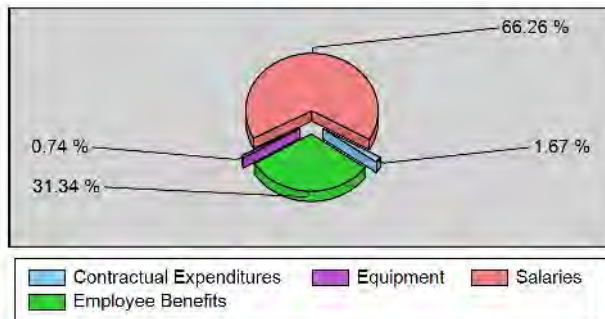
Mission Statement:

To review and approve site plans and subdivision applications.

Department Responsibilities:

The Town Planning Board approves plans for the development of commercial properties, and approves the subdivision of land. The Board reviews and provides input to the Town Board on all Urban Renewal Map requests, all changes to the Zoning Code and the Town Comprehensive Plan. The Board is comprised of seven members appointed by the Town Board. The members serve seven year terms with one position up for appointment/reappointment each year.

Expenses



2016 Town of East Hampton ADOPTED BUDGET



DEPARTMENT: PLANNING BOARD EXPENDITURES

ACCOUNT			DESCRIPTION	2013 Actual	2014 Actual	2015 Adopted	2015 Actual YTD	2016 Adopted	% Chg
B	8020	51100	FULL-TIME SALARIES	\$90,255	\$92,035	\$96,614	\$80,318	\$98,550	2.0%
B	8020	51103	LONGEVITY	\$5,400	\$6,000	\$6,100	\$0	\$6,350	4.1%
B	8020	51200	PART TIME SALARIES	\$64,390	\$64,390	\$64,390	\$48,293	\$66,068	2.6%
B	8020	52100	FURNITURE & FIXTURES	\$0	\$3,460	\$400	\$63	\$400	0.0%
B	8020	52450	COMPUTER EQUIPMENT	\$810	\$0	\$1,200	\$0	\$1,500	25.0%
B	8020	54100	OFFICE EXPENSE	\$1,992	\$1,256	\$2,000	\$239	\$2,304	15.2%
B	8020	54110	ADVERTISING	\$1,031	\$796	\$1,500	\$803	\$1,500	0.0%
B	8020	54140	PRINTING	\$580	\$0	\$250	\$0	\$500	100.0%
B	8020	54300	TELEPHONE	\$1,400	\$156	\$156	\$143	\$0	-100.0%
B	8020	54709	MTA TAX DUE	\$544	\$552	\$568	\$437	\$560	-1.5%
B	8020	59010	NYS RETIREMENT	\$20,345	\$21,206	\$21,007	\$3,025	\$17,547	-16.5%
B	8020	59030	SOCIAL SECURITY & MEDICARE	\$12,243	\$12,425	\$12,783	\$9,839	\$12,593	-1.5%
B	8020	59060	HEALTH INSURANCE	\$40,528	\$41,199	\$45,240	\$36,219	\$46,668	3.2%
B	8020	59090	DENTAL/OPTICAL BENEFITS	\$3,246	\$3,355	\$3,466	\$2,838	\$3,503	1.1%
TOTALS:				\$242,765	\$246,830	\$255,674	\$182,217	\$258,044	0.9%

Department Position Costing Summary

Budget Year: 2016

Department: PLANNING BOARD
 Scenario: Main
 Function: HOME & COMMUNITY SERVICES
 Division: PLANNING BOARD

Stage: Adopted Budget
 Status: Active

Full-Time Positions	Profile Name	Pay Grade	Step	Total Salary	Total Benefits	Salary + Benefits	FTE
SECRETARY	NR	0095-0334	1	53,061	41,880	94,942	1.00
SR. CLERK-TYPIST	CSEA	18	6	42,731	38,101	80,831	1.00
<i>Promotion to Principal Clerk</i>		19	7	2,758	733	3,491	
Total Full-Time				98,550	80,714	179,264	2.00

Stipends	Profile Name	Pay Grade	Step	Total Salary	Total Benefits	Salary + Benefits	FTE
CHAIRPERSON - PLANNING BOARD	STIPENDS	0004-2091	1	13,252	1,059	14,311	
MEMBER - PLANNING BOARD	STIPENDS	0004-2277	1	7,392	591	7,983	
MEMBER - PLANNING BOARD	STIPENDS	0004-2665	1	7,392	591	7,983	
MEMBER - PLANNING BOARD	STIPENDS	0004-0422	1	7,392	591	7,983	
MEMBER - PLANNING BOARD	STIPENDS	0004-1593	1	7,392	591	7,983	
MEMBER - PLANNING BOARD	STIPENDS	0004-0250	1	7,392	591	7,983	
SECRETARY - PLANNING BOARD	STIPENDS	0000-0334	1	6,000	1,708	7,708	
VICE CHAIRPERSON - PLANNING BOARD	STIPENDS	0004-2158	1	9,856	788	10,644	
Total Stipends				66,068	6,507	72,575	0.00

Grand Total				164,618	87,221	251,839	2.00
--------------------	--	--	--	----------------	---------------	----------------	-------------

Department Summary

Department: *PLANNING DEPARTMENT*

Function: HOME & COMMUNITY SERVICES

Budget Year: 2016

Division: PLANNING DEPARTMENT

Accounting Reference: 8021

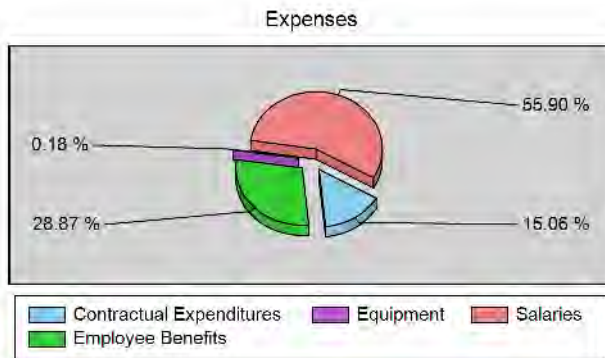
Stage: Adopted Budget

Mission Statement:

To ensure proper planning and adherence to the requirements of the Town Zoning Code, and to study and recommend actions to the various Boards of specific site plans, and instruction on applications before the Town.

Department Responsibilities:

The Town Planning Department plays a major stewardship role by providing professional planning and technical services regarding the town's land use, its environmental choices, its infrastructure and its cultural and natural resources. Among its many duties, the department is responsible for reviewing various applications for Site plans, Subdivisions, Natural Resources Special Permits and Variances and making recommendations to the Town's Planning and Zoning Boards. The department's staff members serve on several Town Committees as advisors, participate in the development of Town policies, regulations and comprehensive planning and work on a wide array of Town projects. Planning Department staff members also represent the Town in a number of East End and Suffolk County Planning efforts.



Key Performance Indicators	2013 Actual	2014 Actual	2015 Projected	2016 Target
Lot Inspections/Flaggings/Verifications	288	335	335	335
Planning Board Submissions	108	113	120	120
Town Board Projects	75	75	75	75
Zoning Board Decisions	191	180	190	190

2016 Town of East Hampton ADOPTED BUDGET



DEPARTMENT: PLANNING DEPARTMENT EXPENDITURES

ACCOUNT			DESCRIPTION	2013 Actual	2014 Actual	2015 Adopted	2015 Actual YTD	2016 Adopted	% Chg
B	8021	51100	FULL-TIME SALARIES	\$518,608	\$561,750	\$588,608	\$491,075	\$600,379	2.0%
B	8021	51103	LONGEVITY	\$18,900	\$20,000	\$20,100	\$0	\$21,250	5.7%
B	8021	51300	OVERTIME	\$0	\$133	\$0	\$214	\$0	0.0%
B	8021	52100	FURNITURE & FIXTURES	\$1,825	\$0	\$400	\$0	\$450	12.5%
B	8021	52450	COMPUTER EQUIPMENT	\$2,546	\$2,500	\$4,000	\$110	\$1,500	-62.5%
B	8021	54100	OFFICE EXPENSE	\$5,800	\$3,341	\$6,000	\$1,747	\$6,000	0.0%
B	8021	54140	PRINTING	\$290	\$397	\$1,300	\$183	\$1,484	14.2%
B	8021	54200	TRAVEL CONFERENCES & DUES	\$0	\$150	\$500	\$0	\$800	60.0%
B	8021	54300	TELEPHONE	\$3,400	\$540	\$540	\$495	\$0	-100.0%
B	8021	54520	OUTSIDE PROFESSIONAL	\$0	\$1,870	\$10,000	\$0	\$155,000	1450.0%
B	8021	54560	MOTOR VEHICLE REPAIRS & SUPP	\$320	\$640	\$500	\$1,143	\$700	40.0%
B	8021	54562	FUEL - MOTOR VEHICLE	\$1,429	\$1,062	\$1,992	\$536	\$1,500	-24.7%
B	8021	54709	MTA TAX DUE	\$1,827	\$1,978	\$2,070	\$1,670	\$2,041	-1.4%
B	8021	54980	OTHER	\$1,807	\$369	\$2,000	\$1,578	\$2,000	0.0%
B	8021	59010	NYS RETIREMENT	\$124,065	\$123,286	\$117,633	\$9,741	\$99,063	-15.8%
B	8021	59030	SOCIAL SECURITY & MEDICARE	\$41,119	\$44,514	\$46,566	\$37,583	\$45,929	-1.4%
B	8021	59060	HEALTH INSURANCE	\$127,485	\$135,505	\$154,380	\$122,835	\$158,209	2.5%
B	8021	59090	DENTAL/OPTICAL BENEFITS	\$12,977	\$14,405	\$15,596	\$12,773	\$15,763	1.1%
TOTALS:				\$862,398	\$912,440	\$972,185	\$681,683	\$1,112,068	14.4%

Department Position Costing Summary

Budget Year: 2016

Department: PLANNING DEPARTMENT
 Scenario: Main
 Function: HOME & COMMUNITY SERVICES
 Division: PLANNING DEPARTMENT

Stage: Adopted Budget
 Status: Active

Full-Time Positions	Profile Name	Pay Grade	Step	Total Salary	Total Benefits	Salary + Benefits	FTE
ASSISTANT TOWN PLANNING DIRECT	CSEA	34	Off	83,636	49,118	132,754	1.00
CHIEF ENVIRONMENTAL ANALYST	CSEA	33	Off	81,037	47,982	129,019	1.00
ENVIROMENTALIST I	CSEA	32	7	77,736	46,673	124,410	1.00
ENVIRONMENTAL ANALYST	CSEA	25	1	54,798	40,056	94,854	1.00
ENVIRONMENTAL TECHNICIAN	CSEA	22	1	49,858	24,346	74,204	1.00
PLANNING AIDE	CSEA	17	5	46,833	25,655	72,489	1.00
SENIOR PLANNER	CSEA	28	2	62,743	29,052	91,794	1.00
SR. CLERK-TYPIST	CSEA	18	6	48,835	26,646	75,481	1.00
TOWN PLANNING DIRECTOR	DH	1591-0350	1	94,903	52,727	147,630	1.00
Grand Total				600,379	342,255	942,634	9.00

Department Summary

Department: ARCHITECTURAL REVIEW BOARD

Function: HOME & COMMUNITY SERVICES

Budget Year: 2016

Division: ARCHITECTURAL REVIEW BOARD

Accounting Reference: 8022

Stage: Adopted Budget


Mission Statement:

To ensure proper architectural integrity in structures erected in the Town.

Department Responsibilities:

The Town of East Hampton possesses a rich architectural heritage dating from colonial times. The Town's visual and cultural resources support the area's resort economy, which has grown to rival or surpass the traditional economic cornerstones of farming and fishing. Yet, the growth of the Town's resort economy, with its economic benefits, also possesses the potential to destroy the rural character upon which it is based. Continued prosperity requires the preservation of those things that make the Town a desirable and attractive place for residents and visitors alike. The Architectural Review Board is thus charged with the responsibility of carrying out the architectural and design review provided for in Article VII of the Town Code. The Board reviews applications for construction designs for certain structures in designated areas as well as for all signs and tall fences within the Town.

Expenses





DEPARTMENT: ARCHITECTURAL REVIEW BOARD EXPENDITURES

ACCOUNT			DESCRIPTION	2013 Actual	2014 Actual	2015 Adopted	2015 Actual YTD	2016 Adopted	% Chg
B	8022	51200	PART TIME SALARIES	\$30,988	\$21,024	\$22,063	\$16,547	\$22,504	2.0%
B	8022	52200	OFFICE EQUIPMENT	\$607	\$921	\$0	\$0	\$200	100.0%
B	8022	54100	OFFICE EXPENSE	\$252	\$199	\$252	\$279	\$504	100.0%
B	8022	54300	TELEPHONE	\$1,021	\$87	\$87	\$80	\$0	-100.0%
B	8022	54709	MTA TAX DUE	\$105	\$72	\$75	\$56	\$77	2.0%
B	8022	59030	SOCIAL SECURITY & MEDICARE	\$2,371	\$1,608	\$1,688	\$1,266	\$1,722	2.0%
TOTALS:				\$35,344	\$23,911	\$24,165	\$18,228	\$25,006	3.5%

Department Position Costing Summary

Budget Year: 2016

Department: ARCHITECTURAL REVIEW BOARD
Scenario: Main
Function: HOME & COMMUNITY SERVICES
Division: ARCHITECTURAL REVIEW BOARD

Stage: Adopted Budget
Status: Active

Stipends	Profile Name	Pay Grade	Step	Total Salary	Total Benefits	Salary + Benefits	FTE
CHAIRPERSON - ARB	STIPENDS	0001-2097	1	6,840	547	7,387	1.00
MEMBER - ARB	STIPENDS	0001-2345	1	3,751	300	4,050	1.00
MEMBER - ARB	STIPENDS	0001-2169	1	3,751	300	4,050	1.00
MEMBER - ARB	STIPENDS	0001-2291	1	3,751	300	4,050	1.00
VICE CHAIRPERSON - ARB	STIPENDS	0001-1070	1	4,413	353	4,765	1.00
Grand Total				22,504	1,798	24,302	5.00

2016 Town of East Hampton ADOPTED BUDGET



DEPARTMENT: EMPLOYEE BENEFITS EXPENDITURES

ACCOUNT			DESCRIPTION	2013 Actual	2014 Actual	2015 Adopted	2015 Actual YTD	2016 Adopted	% Chg
B	9000	54980	OTHER	\$0	\$0	\$0	\$0	\$5,000	100.0%
B	9000	59010	NYS RETIREMENT	\$90,314	\$115,424	\$115,424	\$50,145	\$110,500	-4.3%
B	9000	59015	POLICE AND FIRE RETIREMENT	\$0	\$0	\$40,000	\$0	\$0	-100.0%
B	9000	59040	WORKER'S COMPENSATION	\$472,978	\$389,500	\$300,000	\$317,608	\$325,000	8.3%
B	9000	59050	UNEMPLOYMENT INSURANCE EXPEN	\$14,108	\$6,544	\$8,000	\$3,200	\$8,000	0.0%
B	9000	59060	HEALTH INSURANCE	\$933,468	\$991,306	\$1,076,089	\$854,488	\$1,113,360	3.5%
B	9000	59090	DENTAL/OPTICAL BENEFITS	\$2,417	\$2,092	\$1,820	\$3,094	\$4,120	126.4%
TOTALS:				\$1,513,284	\$1,504,866	\$1,541,333	\$1,228,536	\$1,565,980	1.6%



DEPARTMENT: BOND ANTICIPATION NOTES EXPENDITURES

ACCOUNT			DESCRIPTION	2013 Actual	2014 Actual	2015 Adopted	2015 Actual YTD	2016 Adopted	% Chg
B	9700	56001	PRINCIPAL-BOND ANTIC. NOTE	\$0	\$0	\$14,000	\$7,000	\$9,000	-35.7%
B	9700	57003	INTEREST-BOND ANTIC.NOTE	\$1,540	\$3,369	\$833	\$4,380	\$14,039	1585.4%
TOTALS:				\$1,540	\$3,369	\$14,833	\$11,380	\$23,039	55.3%



DEPARTMENT: SERIAL BONDS EXPENDITURES

ACCOUNT			DESCRIPTION	2013 Actual	2014 Actual	2015 Adopted	2015 Actual YTD	2016 Adopted	% Chg
B	9710	56000	DEBT PRINCIPAL	\$466,012	\$245,844	\$295,396	\$295,396	\$331,833	12.3%
B	9710	56003	DEFICIT BOND - PRINCIPAL	\$895,158	\$911,804	\$928,449	\$928,449	\$948,794	2.2%
B	9710	57001	INTEREST-SERIAL BOND	\$238,576	\$57,833	\$66,706	\$60,077	\$68,219	2.3%
B	9710	57006	DEFICIT BOND - INTEREST	\$174,077	\$151,698	\$128,905	\$107,359	\$103,170	-20.0%
TOTALS:				\$1,773,823	\$1,367,179	\$1,419,456	\$1,391,281	\$1,452,016	2.3%

Department Summary

Department: HOUSING/COMM.DEV.OPERATING

Function: HOME & COMMUNITY SERVICES

Budget Year: 2016

Division: HOUSING/COMM.DEV.OPERATING

Accounting Reference: 8680

Stage: Adopted Budget


Mission Statement:

To provide housing opportunities and support programs for Town residents.

Department Responsibilities:

The Office of Housing and Community Development has various responsibilities related to the provision of affordable housing and implementing grant programs in the Town. These include:

- Operation of Section 8 Housing Choice Voucher Program
- Management of Community Development Block Grant Program
- Operation of Residential Home Improvement Program
- Project management for Town Affordable Housing Initiatives
- Housing Counseling for first time homebuyers and those facing foreclosure
- Permit issuance and compliance, apartments in homes and commercial
- Special Projects related to expertise such as the New York State Energy Research Development Authority American Recovery and Reinvestment Grants





FUND: HOUSING/COMM.DEV.OPERATING REVENUES

ACCOUNT			DESCRIPTION	2013 Actual	2014 Actual	2015 Adopted	2015 Actual YTD	2016 Adopted	% Change
CD1	0000		UNALLOCATED						
CD1	0000	41779	Appropriation of Sec 8 Reserve	\$0	\$0	\$0	\$0	\$0	0.00%
CD1	0000	42401	INTEREST ON INVESTMENTS	\$164	\$97	\$120	\$46	\$50	-58.33%
CD1	0000	42661	SALES OF REAL PROPERTY	\$0	\$144,000	\$0	\$0	\$0	0.00%
CD1	0000	42701	REFUNDS, PRIOR YR. APPROPRIATI	\$3,258	\$0	\$0	\$4,002	\$500	100.00%
CD1	0000	42769	DENTAL & OPTICAL PREMIUM REIMB	\$593	\$477	\$300	\$238	\$300	0.00%
CD1	0000	42770	MISCELLANEOUS	\$0	\$0	\$0	\$0	\$0	0.00%
CD1	0000	42771	MEDICAL PREMIUM REIMBURSEMEN	\$5,365	\$6,040	\$4,200	\$9,815	\$10,000	138.10%
CD1	0000	44916	FED AID SEC.8 RENTAL PYMTS A	\$1,501,569	\$1,501,605	\$0	\$981,703	\$0	0.00%
CD1	0000	44918	RECAPTURED RENT SUBSIDIES	\$7,468	\$3,911	\$0	\$170	\$0	0.00%
CD1	0000	44989	FED AID-SEC.8 ADMIN.FEES	\$102,559	\$127,457	\$120,000	\$78,261	\$120,000	0.00%
CD1	0000	45030	INTERFUND TRANSFERS	\$250,000	\$230,000	\$323,556	\$200,000	\$320,888	-0.82%
CD1	0000		Total	\$1,870,976	\$2,013,588	\$448,176	\$1,274,235	\$451,738	0.79%
TOTALS:				\$1,870,976	\$2,013,588	\$448,176	\$1,274,235	\$451,738	0.79%



FUND: HOUSING/COMM.DEV.OPERATING EXPENDITURES

ACCOUNT			DESCRIPTION	2013 Actual	2014 Actual	2015 Adopted	2015 Actual YTD	2016 Adopted	% Change
CD1	8610		RENT SUBSIDIES						
CD1	8610	54925	RENT SUBSIDIES-RENTAL PYMTS	\$543,451	\$1,574,057	\$0	\$993,980	\$0	0.00%
CD1	8610		Total	\$543,451	\$1,574,057	\$0	\$993,980	\$0	0.00%
CD1	8680		HOUSING/COMM.DEV.OPERATING						
CD1	8680	51100	FULL-TIME SALARIES	\$70,759	\$215,401	\$219,729	\$187,222	\$229,081	4.26%
CD1	8680	51103	LONGEVITY	\$6,400	\$8,900	\$10,000	\$0	\$7,500	-25.00%
CD1	8680	52200	OFFICE EQUIPMENT	\$0	\$0	\$300	\$194	\$300	0.00%
CD1	8680	52450	COMPUTER EQUIPMENT	\$0	\$0	\$1,750	\$810	\$1,000	-42.86%
CD1	8680	54100	OFFICE EXPENSE	\$518	\$2,165	\$3,200	\$1,927	\$3,600	12.50%
CD1	8680	54150	GENERAL INSURANCE	\$701	\$4,800	\$4,860	\$4,843	\$5,000	2.88%
CD1	8680	54155	COMPUTER SOFTWARE	\$4,215	\$4,428	\$12,000	\$16,141	\$6,747	-43.78%
CD1	8680	54200	TRAVEL CONFERENCES & DUES	\$0	\$75	\$1,000	\$0	\$500	-50.00%
CD1	8680	54300	TELEPHONE	\$443	\$805	\$2,000	\$788	\$1,500	-25.00%
CD1	8680	54400	LEASE OF EQUIPMENT	\$1,109	\$339	\$500	\$259	\$480	-4.00%
CD1	8680	54520	OUTSIDE PROFESSIONAL	\$750	\$444	\$1,500	\$1,050	\$2,500	66.67%
CD1	8680	54560	MOTOR VEHICLE REPAIRS & SUPP	\$0	\$222	\$500	\$56	\$500	0.00%
CD1	8680	54562	FUEL - MOTOR VEHICLE	\$54	\$217	\$540	\$116	\$300	-44.44%
CD1	8680	54709	MTA TAX DUE	\$262	\$763	\$781	\$637	\$779	-0.28%
CD1	8680	58701	HOUSING COUNSELING	\$0	\$0	\$0	\$0	\$5,000	100.00%
CD1	8680	59010	NYS RETIREMENT	\$32,506	\$45,934	\$44,395	\$12,197	\$37,945	-14.53%
CD1	8680	59030	SOCIAL SECURITY & MEDICARE	\$5,903	\$17,159	\$17,574	\$14,322	\$17,525	-0.28%
CD1	8680	59060	HEALTH INSURANCE	\$27,019	\$82,397	\$90,480	\$72,439	\$93,337	3.16%
CD1	8680	59090	DENTAL/OPTICAL BENEFITS	\$2,764	\$6,709	\$6,932	\$5,677	\$7,006	1.07%
CD1	8680		Total	\$153,402	\$390,760	\$418,041	\$318,676	\$420,600	0.61%
CD1	9000		EMPLOYEE BENEFITS						
CD1	9000	59010	NYS RETIREMENT	\$0	\$0	\$0	\$0	\$0	0.00%
CD1	9000	59040	WORKER'S COMPENSATION	\$734	\$1,287	\$1,300	\$67	\$1,300	0.00%
CD1	9000	59050	UNEMPLOYMENT INSURANCE EXPEN	\$0	\$0	\$0	\$0	\$0	0.00%
CD1	9000	59060	HEALTH INSURANCE	\$25,813	\$26,792	\$28,368	\$23,093	\$29,838	5.18%
CD1	9000	59090	DENTAL/OPTICAL BENEFITS	\$0	\$0	\$0	\$0	\$0	0.00%
CD1	9000		Total	\$26,547	\$28,079	\$29,668	\$23,160	\$31,138	4.95%
TOTALS:				\$723,399	\$1,992,896	\$447,709	\$1,335,817	\$451,738	0.90%

Department Position Costing Summary

Budget Year: 2016

Department: HOUSING/COMM.DEV.OPERATING
 Scenario: Main
 Function: HOME & COMMUNITY SERVICES
 Division: HOUSING/COMM.DEV.OPERATING

Stage: Adopted Budget
 Status: Active

Full-Time Positions	Profile Name	Pay Grade	Step	Total Salary	Total Benefits	Salary + Benefits	FTE
ADMINISTRATIVE AIDE	CSEA	26	2	50,502	37,454	87,956	1.00
<i>Promote to Housing Program Supervisor</i>		27	5	3,503	932	4,435	
COMM. DEVELOP. HOUSING TECH.	CSEA	26	4	52,552	39,506	92,057	1.00
<i>Promote to Community Development Manager</i>		27	5	3,503	932	4,435	
DIRECTOR OF HOUSING	DH	5168-0251	1	87,043	50,302	137,344	1.00
DRIVER MESSENGER	CSEA	08	5	31,978	34,967	66,946	1.00
Grand Total				229,081	164,092	393,172	4.00

Multiple Department Summary

Department: HIGHWAY DEPARTMENT

Function: TRANSPORTATION
 Division: HIGHWAY DEPARTMENT

Budget Year: 2016
 Accounting Reference: 5110, 5112, 5130, 5140,
 5142, 5148

Stage: Adopted Budget

Mission Statement:

The Highway Department is a professional team dedicated to enhancing the quality of life in East Hampton and supporting our core values by making every effort to maximize the efficient, effective use of our resources in the support maintenance and upkeep of the infrastructure, maintaining public safety, and providing the highest level of service to the community.

Department Responsibilities:

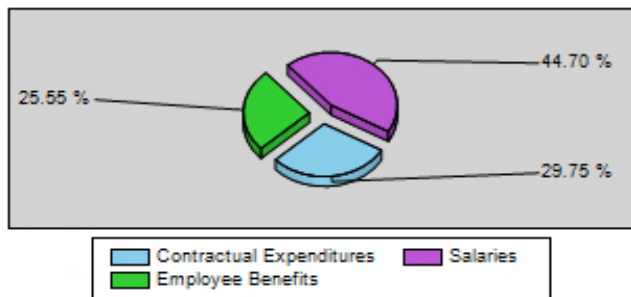
The East Hampton Town Highway Department maintains 300 center lane miles of roads in an area that spans from Montauk to the East Hampton/Southampton Town Line and Sag Harbor to the North.

Maintenance includes:

1. Snow and Ice control of roadways & sidewalks
2. Patching potholes
3. Supervision of paving projects
4. Sweeping roads and parking lots
5. Maintenance and mowing of road shoulders
6. Pruning, trimming, or removing dead or diseased trees
7. Installation and maintenance of new street trees
8. Litter removal (including, but not limited to, Adopt-A-Rd. litter)
9. Installation of stop lines, crosswalks, handicap markings and striping of roadways
10. Cleaning of curb inlets and catch basins
11. Repair and or installation of drainage systems
12. Oversee sign shop that manufactures, installs and maintains the town street signs –including those required by NYS and the Federal Gov't. (MUTCD).
13. Pick up leaves and brush during spring and fall season
14. Carting of illegally dumped items on town roads
15. Pick up dead deer and other road kill
16. Pick up post-eviction materials and items
17. Perform town wide diesel inspections. Equipment maintenance and repairs

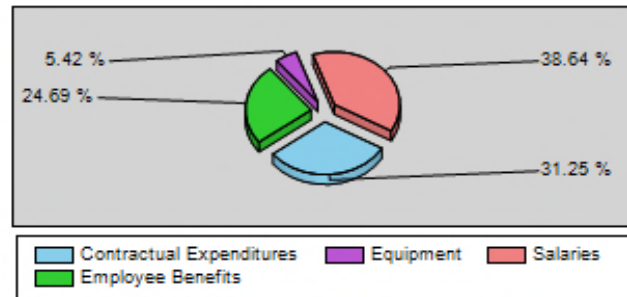
5110 - Highway General Repairs

Expenses



5130 - Highway Machinery


Expenses



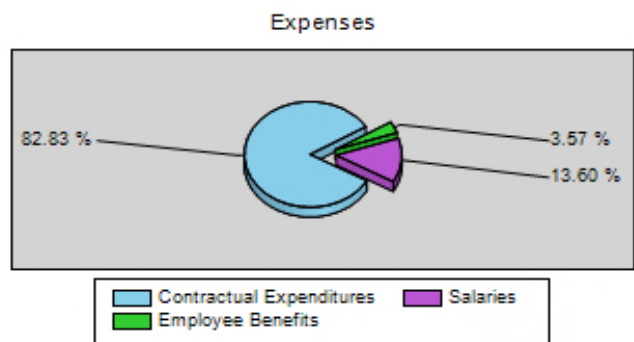
Multiple Department Summary

Department: HIGHWAY DEPARTMENT

5140 - Misc. Brush & Weeds



5142 - Snow Removal



		2013	2014	2015	2016
Key Performance Indicators		Actual	Actual	Projected	Target
Miles of Road Paved		16.85	8.50	12.00	12.00
Crack Sealing Roads		25.86	28.00	30.00	30.00
Oil and Stone Road Preservation	Stone (Tons)		1,021.00	1,000.00	1,000.00
	RS-2 Road Oil (Gallons)		31,746.00	30,000.00	30,000.00
Square Feet of Sidewalks Repaired		7,811	4,437	2,818	2,818
# of Signs Replaced		282	389	300	300
Miles of Street Lines Painted		71.88	184.24	95.00	95.00
Potholes Patched (Tons of Asphalt used)		413.86	416.68	450.00	450.00
Snow and Ice Events		5	21	7	7
Tons of Sand and Salt spread	Sand	350.00	1,301.82	95.00	95.00
	Salt	3,048.89	2,577.03	1,555.00	1,555.00

2016 Town of East Hampton ADOPTED BUDGET



FUND: HIGHWAY FUND REVENUES

ACCOUNT		DESCRIPTION	2013 Actual	2014 Actual	2015 Adopted	2015 Actual YTD	2016 Adopted	% Change
DB	0000	UNALLOCATED						
DB	0000	41001 REAL PROPERTY TAXES	\$4,895,081	\$5,041,170	\$5,207,577	\$5,207,577	\$5,488,055	5.39%
DB	0000	41093 PILOT-LIPA	\$19,975	\$21,843	\$20,000	\$20,868	\$20,000	0.00%
DB	0000	41775 APPROPRIATED UNRESERVED SURP	\$0	\$0	\$50,000	\$0	\$50,000	0.00%
DB	0000	41776 APPROPRIATION OF DEBT RESERVE	\$0	\$0	\$0	\$0	\$52,780	100.00%
DB	0000	42229 SERVICES OTHER GOV. DA OFFICE	\$121,835	\$325,673	\$120,000	\$0	\$120,000	0.00%
DB	0000	42231 SCWA-REPAIR & RESTORATIO ROADS	\$0	\$0	\$0	\$327,434	\$0	0.00%
DB	0000	42401 INTEREST ON INVESTMENTS	\$5,095	\$4,888	\$5,000	\$3,156	\$1,500	-70.00%
DB	0000	42405 INTEREST INC - INTERFUND LOA	\$228	\$186	\$0	\$0	\$0	0.00%
DB	0000	42560 STREET OPENING PERMITS	\$30,365	\$34,760	\$17,500	\$30,900	\$25,000	42.86%
DB	0000	42665 SALES OF EQUIPMENT	\$0	\$0	\$50,000	\$25,000	\$25,000	-50.00%
DB	0000	42680 INSURANCE RECOVERIES	\$144,807	\$41,040	\$0	\$213,648	\$0	0.00%
DB	0000	42701 REFUNDS,PRIOR YR.APPROPRIATI	\$376	\$0	\$0	\$0	\$0	0.00%
DB	0000	42707 GIFTS AND DONATIONS	\$725	\$0	\$0	\$0	\$0	0.00%
DB	0000	42710 PREMIUM ON OBLIGATIONS	\$10,152	\$2,925	\$0	\$19,466	\$0	0.00%
DB	0000	42712 PREMIUM & INT.ON BONDS	\$8,573	\$0	\$0	\$17,853	\$0	0.00%
DB	0000	42769 DENTAL & OPTICAL PREMIUM REIMB	\$3,867	\$3,341	\$2,000	\$1,921	\$2,200	10.00%
DB	0000	42770 MISCELLANEOUS	\$50	\$19,154	\$1,000	\$315	\$1,000	0.00%
DB	0000	42771 MEDICAL PREMIUM REIMBURSEMEN	\$57,650	\$59,657	\$80,000	\$44,258	\$80,000	0.00%
DB	0000	43089 STATE AID-STORMS	\$0	\$0	\$0	\$77,647	\$0	0.00%
DB	0000	43501 STATE AID-CHIPS	\$587,864	\$544,474	\$528,000	\$411,715	\$528,000	0.00%
DB	0000	43505 STATE AID - SNOW & ICE	\$26,045	\$45,829	\$10,000	\$0	\$10,000	0.00%
DB	0000	44960 FED.AID-STORMS	\$433,883	\$0	\$10,000	\$0	\$0	-100.00%
DB	0000	45030 INTERFUND TRANSFERS	\$30,041	\$0	\$0	\$0	\$0	0.00%
DB	0000	Total	\$6,376,611	\$6,144,940	\$6,101,077	\$6,401,757	\$6,403,535	4.96%
TOTALS:			\$6,376,611	\$6,144,940	\$6,101,077	\$6,401,757	\$6,403,535	4.96%



FUND: HIGHWAY FUND EXPENDITURES

ACCOUNT		DESCRIPTION	2013 Actual	2014 Actual	2015 Adopted	2015 Actual YTD	2016 Adopted	% Change
DB	1990							
		RESERVE FOR CONTINGENCIES						
DB	1990	51990						
		CONTINGENCY	\$0	\$0	\$20,000	\$0	\$20,000	0.00%
DB	1990		\$0	\$0	\$20,000	\$0	\$20,000	0.00%
		Total						
DB	5110							
		HIGHWAY GENERAL REPAIRS						
DB	5110	51100	\$1,114,217	\$1,101,229	\$1,126,455	\$889,896	\$1,179,680	4.73%
		FULL-TIME SALARIES						
DB	5110	51103	\$40,000	\$40,500	\$43,000	\$0	\$42,450	-1.28%
		LONGEVITY						
DB	5110	51200	\$29,675	\$50,160	\$85,120	\$50,695	\$86,823	2.00%
		PART TIME SALARIES						
DB	5110	51300	\$28,331	\$28,588	\$25,250	\$24,817	\$26,250	3.96%
		OVERTIME						
DB	5110	54150	\$57,908	\$60,566	\$61,812	\$61,611	\$62,100	0.47%
		GENERAL INSURANCE						
DB	5110	54231	\$0	\$1,675	\$2,000	\$150	\$2,000	0.00%
		TRAINING EXPENSE						
DB	5110	54301	\$28	\$0	\$4,000	\$0	\$4,000	0.00%
		SIDEWALK IMPROVEMENTS						
DB	5110	54330	\$0	\$0	\$0	\$0	\$0	0.00%
		HEAT						
DB	5110	54401	\$7,486	\$10,237	\$8,160	\$4,012	\$8,160	0.00%
		SUPPLIES						
DB	5110	54500	\$325	\$126	\$2,000	\$0	\$2,000	0.00%
		SUBCONTRACT COSTS						
DB	5110	54520	\$0	\$0	\$500	\$0	\$500	0.00%
		OUTSIDE PROFESSIONAL						
DB	5110	54562	\$149,462	\$147,676	\$150,000	\$83,210	\$150,000	0.00%
		FUEL - MOTOR VEHICLE						
DB	5110	54581	\$340	\$340	\$5,000	\$1,360	\$5,000	0.00%
		EMERGENCY ROAD SUPPLIES						
DB	5110	54600	\$2,214	\$2,538	\$5,000	\$2,461	\$5,000	0.00%
		UNIFORMS						
DB	5110	54700	\$90,366	\$67,231	\$90,000	\$85,996	\$100,000	11.11%
		DRAINAGE IMPROVEMENTS						
DB	5110	54708	\$29,599	\$10,462	\$40,000	\$15,988	\$50,000	25.00%
		DRAINAGE MAINTENANCE						
DB	5110	54709	\$4,121	\$4,149	\$4,351	\$3,282	\$4,395	1.01%
		MTA TAX DUE						
DB	5110	54740	\$810,268	\$598,329	\$500,000	\$429,379	\$500,000	0.00%
		ROAD SURFACING MATERIAL						
DB	5110	59010	\$236,538	\$240,326	\$231,167	\$57,792	\$199,372	-13.75%
		NYS RETIREMENT						
DB	5110	59030	\$92,735	\$94,632	\$97,907	\$73,854	\$98,896	1.01%
		SOCIAL SECURITY & MEDICARE						
DB	5110	59060	\$377,768	\$374,003	\$411,540	\$339,626	\$420,139	2.09%
		HEALTH INSURANCE						
DB	5110	59090	\$35,438	\$36,901	\$38,124	\$31,078	\$40,284	5.66%
		DENTAL/OPTICAL BENEFITS						
DB	5110		\$3,106,818	\$2,869,668	\$2,931,387	\$2,155,207	\$2,987,049	1.90%
		Total						
DB	5112							
		HIGHWAY PERMANENT IMPROVEMENTS						
DB	5112	54740	\$418,941	\$871,415	\$425,000	\$422,777	\$425,000	0.00%
		ROAD SURFACING MATERIAL						
DB	5112	54743	\$0	\$0	\$0	\$327,434	\$0	0.00%
		ROAD SRFACNG-WATER MAINS SCWA						
DB	5112		\$418,941	\$871,415	\$425,000	\$750,211	\$425,000	0.00%
		Total						
DB	5130							
		HIGHWAY MACHINERY						
DB	5130	51100	\$259,693	\$243,685	\$247,974	\$206,728	\$246,268	-0.69%
		FULL-TIME SALARIES						
DB	5130	51103	\$12,500	\$12,130	\$12,980	\$0	\$9,635	-25.77%
		LONGEVITY						
DB	5130	51200	\$1,000	\$1,000	\$2,000	\$1,160	\$2,000	0.00%
		PART TIME SALARIES						
DB	5130	51300	\$166	\$639	\$2,536	\$4,468	\$2,500	-1.42%
		OVERTIME						
DB	5130	52400	\$7,721	\$2,819	\$8,500	\$21,769	\$28,500	235.29%
		COMMUNICATION EQUIPMENT						
DB	5130	52600	\$33,178	\$6,820	\$8,000	\$35,000	\$8,000	0.00%
		OTHER EQUIPMENT						
DB	5130	54500	\$4,415	\$4,813	\$7,140	\$7,287	\$7,100	-0.56%
		SUBCONTRACT COSTS						
DB	5130	54560	\$134,634	\$166,276	\$170,000	\$117,071	\$170,000	0.00%
		MOTOR VEHICLE REPAIRS & SUPP						
DB	5130	54563	\$18,082	\$9,549	\$21,000	\$11,107	\$21,000	0.00%
		TIRES						
DB	5130	54600	\$4,222	\$2,247	\$6,000	\$1,144	\$6,000	0.00%
		UNIFORMS						
DB	5130	54709	\$931	\$875	\$903	\$722	\$856	-5.17%
		MTA TAX DUE						
DB	5130	54850	\$2,988	\$5,124	\$6,500	\$2,873	\$6,500	0.00%
		SMALL TOOLS & EQUIPMENT						
DB	5130	59010	\$55,378	\$52,977	\$51,392	\$12,848	\$41,289	-19.66%
		NYS RETIREMENT						
DB	5130	59030	\$20,952	\$19,695	\$20,310	\$16,245	\$19,260	-5.17%
		SOCIAL SECURITY & MEDICARE						
DB	5130	59060	\$93,297	\$85,826	\$94,014	\$71,261	\$96,721	2.88%
		HEALTH INSURANCE						
DB	5130	59090	\$8,115	\$8,065	\$8,145	\$7,525	\$8,232	1.07%
		DENTAL/OPTICAL BENEFITS						
DB	5130		\$657,273	\$622,542	\$667,394	\$517,208	\$673,861	0.97%
		Total						



FUND: HIGHWAY FUND EXPENDITURES

ACCOUNT		DESCRIPTION	2013 Actual	2014 Actual	2015 Adopted	2015 Actual YTD	2016 Adopted	% Change	
DB	5140								
		MISC. BRUSH & WEEDS							
DB	5140	54110	\$127	\$122	\$500	\$111	\$500	0.00%	
DB	5140	54120	\$4,827	\$5,547	\$5,400	\$5,335	\$5,400	0.00%	
DB	5140	54400	\$0	\$0	\$1,500	\$0	\$1,500	0.00%	
DB	5140	54500	\$1,738	\$1,230	\$2,000	\$0	\$2,000	0.00%	
DB	5140	54523	\$1,841	\$301	\$5,000	\$0	\$5,000	0.00%	
DB	5140	54548	\$0	\$0	\$0	\$0	\$0	0.00%	
DB	5140	54550	\$7,116	\$10,424	\$12,480	\$3,516	\$12,480	0.00%	
DB	5140	54731	\$11,117	\$14,486	\$15,000	\$11,473	\$15,000	0.00%	
DB	5140	54741	\$30,144	\$46,192	\$70,000	\$0	\$70,000	0.00%	
DB	5140	54760	\$177	\$175	\$250	\$0	\$250	0.00%	
DB	5140	54961	\$2,000	\$1,745	\$2,000	\$2,000	\$2,000	0.00%	
DB	5140	54982	\$800	\$0	\$2,500	\$0	\$2,500	0.00%	
DB	5140	54991	\$1,151	\$359	\$2,000	\$180	\$2,000	0.00%	
DB	5140		Total	\$61,038	\$80,581	\$118,630	\$22,615	\$118,630	0.00%
DB	5142								
		SNOW REMOVAL							
DB	5142	51100	\$0	\$0	\$0	\$795	\$0	0.00%	
DB	5142	51200	\$7,393	\$12,545	\$10,000	\$24,390	\$15,000	50.00%	
DB	5142	51300	\$35,040	\$49,568	\$28,000	\$65,636	\$40,000	42.86%	
DB	5142	54505	\$64,710	\$109,805	\$90,000	\$373,001	\$115,000	27.78%	
DB	5142	54709	\$142	\$211	\$129	\$309	\$231	78.79%	
DB	5142	54750	\$215,782	\$196,615	\$201,680	\$328,502	\$220,000	9.08%	
DB	5142	59010	\$0	\$5,733	\$5,733	\$1,433	\$9,000	56.99%	
DB	5142	59030	\$3,206	\$4,752	\$2,907	\$6,948	\$5,202	78.95%	
DB	5142		Total	\$326,274	\$379,229	\$801,015	\$404,433	19.50%	
DB	5148								
		SERVICES FOR OTHER GOVERNMENTS							
DB	5148	54500	\$65,390	\$78,958	\$75,000	\$98,898	\$100,000	33.33%	
DB	5148	59995	\$253,180	\$249,973	\$256,776	\$0	\$262,526	2.24%	
DB	5148		Total	\$318,570	\$328,931	\$331,776	\$362,526	9.27%	
DB	9000								
		EMPLOYEE BENEFITS							
DB	9000	59010	\$47,268	\$44,239	\$44,239	\$36,605	\$42,250	-4.50%	
DB	9000	59040	\$377,639	\$284,908	\$300,000	\$676,894	\$300,000	0.00%	
DB	9000	59050	\$1,429	\$7,140	\$4,000	\$3,634	\$5,000	25.00%	
DB	9000	59060	\$204,405	\$207,714	\$214,881	\$157,482	\$204,020	-5.05%	
DB	9000	59090	\$1,096	\$1,677	\$2,000	\$430	\$0	-100.00%	
DB	9000		Total	\$631,837	\$545,679	\$565,120	\$875,044	-2.45%	
DB	9700								
		BOND ANTICIPATION NOTES							
DB	9700	56001	\$0	\$0	\$19,000	\$8,000	\$22,237	17.04%	
DB	9700	57003	\$10,203	\$18,345	\$4,163	\$21,910	\$27,861	569.25%	
DB	9700		Total	\$10,203	\$18,345	\$23,163	\$29,910	116.28%	
DB	9710								
		SERIAL BONDS							
DB	9710	56000	\$413,159	\$484,437	\$540,419	\$540,419	\$650,168	20.31%	
DB	9710	57001	\$147,237	\$139,780	\$139,739	\$120,241	\$160,500	14.86%	
DB	9710		Total	\$560,396	\$624,217	\$680,158	\$810,668	19.19%	
DB	9901								
		INTERFUND TRANSFERS							
DB	9901	59997	\$0	\$0	\$0	\$0	\$0	0.00%	
DB	9901		Total	\$0	\$0	\$0	\$0	0.00%	
TOTALS:			\$6,091,349	\$6,340,606	\$6,101,077	\$5,910,767	\$6,403,535	4.96%	

Department Position Costing Summary

Budget Year: 2016

Department: HIGHWAY GENERAL REPAIRS
 Scenario: Main
 Function: TRANSPORTATION
 Division: HIGHWAY GENERAL REPAIRS

Stage: Adopted Budget
 Status: Active

Full-Time Positions	Profile Name	Pay Grade	Step	Total Salary	Total Benefits	Salary + Benefits	FTE
AUTO EQUIP. OPER.	CSEA	18	3	46,003	24,952	70,955	1.00
AUTO EQUIP. OPER.	CSEA	18	2	45,108	36,133	81,241	1.00
AUTO EQUIP. OPER.	CSEA	18	5	47,877	38,861	86,738	1.00
AUTO EQUIP. OPER.	CSEA	18	5	47,877	25,411	73,288	1.00
AUTO EQUIP. OPER.	CSEA	18	4	46,940	38,131	85,071	1.00
AUTO EQUIP. OPER.	CSEA	18	4	46,940	25,181	72,121	1.00
AUTO EQUIP. OPER.	CSEA	18	1	44,214	35,914	80,127	1.00
AUTO EQUIP. OPER.	CSEA	18	0	43,341	22,750	66,091	1.00
AUTO EQUIP. OPER.	CSEA	18	4	46,940	25,181	72,121	1.00
AUTO EQUIP. OPER.	CSEA	18	7	49,815	26,886	76,701	1.00
CONSTRUCTION EQUIP. OPERATOR	CSEA	23	5	56,077	40,869	96,945	1.00
CONSTRUCTION EQUIP. OPERATOR	CSEA	23	3	54,024	40,366	94,391	1.00
CONSTRUCTION EQUIP. OPERATOR	CSEA	23	5	56,077	40,869	96,945	1.00
HEAVY EQUIPMENT OPERATOR	CSEA	21	2	49,048	38,648	87,696	1.00
HEAVY EQUIPMENT OPERATOR	CSEA	21	2	49,048	38,648	87,696	1.00
HEAVY EQUIPMENT OPERATOR	CSEA	21	5	52,073	39,888	91,961	1.00
HEAVY EQUIPMENT OPERATOR	CSEA	21	Off	54,714	29,085	83,799	1.00
HEAVY EQUIPMENT OPERATOR	CSEA	21	7	54,181	27,955	82,136	1.00
HIGHWAY LABOR CREW LEADER	CSEA	26	Off	64,404	44,408	108,812	1.00
LABOR CREW LEADER	CSEA	25	Off	62,359	44,408	106,767	1.00
LABOR CREW LEADER	CSEA	25	4	58,164	41,880	100,044	1.00
LABOR CREW LEADER	CSEA	25	5	59,335	42,167	101,502	1.00
SIGN PAINTER II	CSEA	18	2	45,122	23,186	68,309	1.00
Total Full-Time				1,179,680	791,777	1,971,457	23.00

Part-Time Positions	Profile Name	Pay Grade	Step	Total Salary	Total Benefits	Salary + Benefits	FTE
PT AUTO EQUIPMENT OPERATOR	PT	720P-0000	1	28,560	2,282	30,842	0.67
PT AUTO EQUIPMENT OPERATOR	PT	720P-2257	1	29,131	2,328	31,459	0.67
PT AUTO EQUIPMENT OPERATOR	PT	720P-2258	1	29,131	2,328	31,459	0.67
Total Part-Time				86,823	6,937	93,760	2.02

OVERTIME 26,250 6,822 33,072

Grand Total				1,292,753	805,536	2,098,289	25.02
--------------------	--	--	--	------------------	----------------	------------------	--------------

Department Position Costing Summary

Budget Year: 2016

Department: HIGHWAY MACHINERY
 Scenario: Main
 Function: TRANSPORTATION
 Division: HIGHWAY MACHINERY

Stage: Adopted Budget
 Status: Active

Full-Time Positions	Profile Name	Pay Grade	Step	Total Salary	Total Benefits	Salary + Benefits	FTE
AUTO. MECHANIC IV	CSEA	22	4	52,925	40,097	93,021	1.00
AUTOMOTIVE MECHANIC II	CSEA	16	0	41,466	35,241	76,707	1.00
AUTOMOTIVE MECHANIC III	CSEA	18	5	48,835	26,145	74,980	1.00
AUTOMOTIVE MECHANIC III	CSEA	18	Off	50,326	40,461	90,787	1.00
HIGHWAY FLEET SERVICE MGR.	CSEA	31	Off	52,716	32,955	85,671	0.70
Total Full-Time				246,268	174,899	421,166	4.70

Stipends	Profile Name	Pay Grade	Step	Total Salary	Total Benefits	Salary + Benefits	FTE
PART-TIME/SEASONAL				1,000	80	1,080	
HWY TOOL ROOM CUSTODIAN	STIPENDS	0000-1445	1	1,000	285	1,285	
Total Stipends				2,000	365	2,365	0.00

OVERTIME				2,500	730	3,230	
Grand Total				250,768	175,993	426,761	4.70

Department Position Costing Summary

Budget Year: 2016

Department:	SNOW REMOVAL	Stage:	Adopted Budget
Scenario:	Main	Status:	Active
Function:	TRANSPORTATION		
Division:	SNOW REMOVAL		

Position	Profile Name	Pay Grade	Step	Total Salary	Total Benefits	Salary + Benefits	FTE
PART-TIME/SEASONAL				15,000	1,199	16,199	
OVERTIME				40,000	13,235	53,235	
Grand Total				55,000	14,433	69,433	



FUND: MERCHANTS' PATH IMPROV DISTRIC REVENUES

ACCOUNT			DESCRIPTION	2013 Actual	2014 Actual	2015 Adopted	2015 Actual YTD	2016 Adopted	% Change
SA1	0000		UNALLOCATED						
SA1	0000	41001	REAL PROPERTY TAXES	\$0	\$0	\$0	\$0	\$5,102	100.00%
SA1	0000	41775	APPROPRIATED UNRESERVED SURP	\$0	\$0	\$30,189	\$0	\$25,000	-17.19%
SA1	0000	42401	INTEREST ON INVESTMENTS	\$154	\$77	\$0	\$36	\$0	0.00%
SA1	0000		Total	\$154	\$77	\$30,189	\$36	\$30,102	-0.29%
TOTALS:				\$154	\$77	\$30,189	\$36	\$30,102	-0.29%



FUND: MERCHANTS' PATH IMPROV DISTRIC EXPENDITURES

ACCOUNT			DESCRIPTION	2013 Actual	2014 Actual	2015 Adopted	2015 Actual YTD	2016 Adopted	% Change
SA1	9710		SERIAL BONDS						
SA1	9710	56000	DEBT PRINCIPAL	\$25,148	\$25,726	\$26,304	\$26,304	\$26,882	2.20%
SA1	9710	57001	INTEREST-SERIAL BOND	\$5,171	\$4,535	\$3,885	\$3,884	\$3,220	-17.12%
SA1	9710		Total	\$30,319	\$30,261	\$30,189	\$30,188	\$30,102	-0.29%
TOTALS:				\$30,319	\$30,261	\$30,189	\$30,188	\$30,102	-0.29%



FUND: GOODFRIEND PARK WATER DISTRICT REVENUES

ACCOUNT			DESCRIPTION	2013 Actual	2014 Actual	2015 Adopted	2015 Actual YTD	2016 Adopted	% Change
SA3	0000		UNALLOCATED						
SA3	0000	41001	REAL PROPERTY TAXES	\$0	\$0	\$0	\$0	\$0	0.00%
SA3	0000	41028	SPECIAL ASSESSMENTS	\$3,430	\$4,175	\$5,926	\$5,926	\$5,616	-5.23%
SA3	0000	41775	APPROPRIATED UNRESERVED SURP	\$0	\$0	\$0	\$0	\$0	0.00%
SA3	0000	42401	INTEREST ON INVESTMENTS	\$5	\$2	\$0	\$2	\$0	0.00%
SA3	0000		Total	\$3,435	\$4,177	\$5,926	\$5,928	\$5,616	-5.23%
TOTALS:				\$3,435	\$4,177	\$5,926	\$5,928	\$5,616	-5.23%



FUND: GOODFRIEND PARK WATER DISTRICT EXPENDITURES

ACCOUNT			DESCRIPTION	2013 Actual	2014 Actual	2015 Adopted	2015 Actual YTD	2016 Adopted	% Change
SA3	9710		SERIAL BONDS						
SA3	9710	56000	DEBT PRINCIPAL	\$5,214	\$5,068	\$4,932	\$4,932	\$4,737	-3.95%
SA3	9710	57001	INTEREST-SERIAL BOND	\$1,215	\$1,106	\$994	\$993	\$879	-11.57%
SA3	9710		Total	\$6,429	\$6,174	\$5,926	\$5,925	\$5,616	-5.23%
TOTALS:				\$6,429	\$6,174	\$5,926	\$5,925	\$5,616	-5.23%



FUND: WEST DRIVE ROAD IMPROVEMENT DRIST REVENUES

ACCOUNT			DESCRIPTION	2013 Actual	2014 Actual	2015 Adopted	2015 Actual YTD	2016 Adopted	% Change
SA7	0000		UNALLOCATED						
SA7	0000	41001	REAL PROPERTY TAXES	\$25,000	\$52,130	\$29,583	\$29,583	\$61,193	106.85%
SA7	0000	41775	APPROPRIATED UNRESERVED SURP	\$0	\$0	\$50,000	\$0	\$15,000	-70.00%
SA7	0000	42401	INTEREST ON INVESTMENTS	\$30	\$66	\$0	\$66	\$0	0.00%
SA7	0000	42710	PREMIUM ON OBLIGATIONS	\$0	\$4,207	\$0	\$0	\$0	0.00%
SA7	0000	42712	PREMIUM & INT.ON BONDS	\$5,320	\$0	\$0	\$0	\$0	0.00%
SA7	0000	42770	MISCELLANEOUS	\$0	\$494	\$0	\$0	\$0	0.00%
SA7	0000		Total	\$30,350	\$56,897	\$79,583	\$29,649	\$76,193	-4.26%
TOTALS:				\$30,350	\$56,897	\$79,583	\$29,649	\$76,193	-4.26%



FUND: WEST DRIVE ROAD IMPROVEMENT DRIST EXPENDITURES

ACCOUNT			DESCRIPTION	2013 Actual	2014 Actual	2015 Adopted	2015 Actual YTD	2016 Adopted	% Change
SA7	9700		BOND ANTICIPATION NOTES						
SA7	9700	56001	PRINCIPAL-BOND ANTIC. NOTE	\$0	\$0	\$3,000	\$7,621	\$0	-100.00%
SA7	9700	57003	INTEREST-BOND ANTIC.NOTE	\$5,198	\$9,452	\$116	\$610	\$0	-100.00%
SA7	9700		Total	\$5,198	\$9,452	\$3,116	\$8,231	\$0	-100.00%
SA7	9710		SERIAL BONDS						
SA7	9710	56000	DEBT PRINCIPAL	\$0	\$0	\$59,245	\$59,245	\$59,509	0.45%
SA7	9710	57001	INTEREST-SERIAL BOND	\$0	\$0	\$17,222	\$17,222	\$16,684	-3.12%
SA7	9710		Total	\$0	\$0	\$76,467	\$76,467	\$76,193	-0.36%
TOTALS:				\$6,196	\$9,452	\$79,583	\$84,697	\$76,193	-4.26%



FUND: EAST HAMPTON WATER SUPPLY FPD REVENUES

ACCOUNT			DESCRIPTION	2013 Actual	2014 Actual	2015 Adopted	2015 Actual YTD	2016 Adopted	% Change
SF1	0000		UNALLOCATED						
SF1	0000	41001	REAL PROPERTY TAXES	\$893,250	\$855,800	\$852,286	\$852,286	\$873,000	2.43%
SF1	0000	41093	PILOT-LIPA	\$3,755	\$3,792	\$3,000	\$3,456	\$0	-100.00%
SF1	0000	41775	APPROPRIATED UNRESERVED SURP	\$0	\$0	\$0	\$0	\$0	0.00%
SF1	0000	42401	INTEREST ON INVESTMENTS	\$245	\$156	\$150	\$111	\$0	-100.00%
SF1	0000		Total	\$897,250	\$859,748	\$855,436	\$855,852	\$873,000	2.05%
TOTALS:				\$897,250	\$859,748	\$855,436	\$855,852	\$873,000	2.05%



FUND: EAST HAMPTON WATER SUPPLY FPD EXPENDITURES

ACCOUNT			DESCRIPTION	2013 Actual	2014 Actual	2015 Adopted	2015 Actual YTD	2016 Adopted	% Change
SF1	0000		UNALLOCATED						
SF1	0000	58324	EQUIPMENT RENTAL(HYDRANT)	\$57,379	\$58,506	\$62,000	\$29,557	\$80,000	29.03%
SF1	0000	58325	SUBCONTRACT COSTS	\$837,000	\$837,000	\$793,436	\$793,000	\$793,000	-0.05%
SF1	0000		Total	\$894,379	\$895,506	\$855,436	\$822,557	\$873,000	2.05%
TOTALS:				\$894,379	\$895,506	\$855,436	\$822,557	\$873,000	2.05%



FUND: PROMISED LAND FIRE PROT DIST REVENUES

ACCOUNT			DESCRIPTION	2013 Actual	2014 Actual	2015 Adopted	2015 Actual YTD	2016 Adopted	% Change
SF2	0000		UNALLOCATED						
SF2	0000	41001	REAL PROPERTY TAXES	\$253,310	\$248,610	\$253,670	\$253,670	\$292,916	15.47%
SF2	0000	41093	PILOT-LIPA	\$1,404	\$1,441	\$1,000	\$1,344	\$0	-100.00%
SF2	0000	41775	APPROPRIATED UNRESERVED SURP	\$0	\$0	\$0	\$0	\$0	0.00%
SF2	0000	42401	INTEREST ON INVESTMENTS	\$55	\$39	\$40	\$26	\$0	-100.00%
SF2	0000		Total	\$254,769	\$250,089	\$254,710	\$255,040	\$292,916	15.00%

TOTALS:				\$254,769	\$250,089	\$254,710	\$255,040	\$292,916	15.00%
----------------	--	--	--	-----------	-----------	-----------	-----------	-----------	--------



FUND: PROMISED LAND FIRE PROT DIST EXPENDITURES

ACCOUNT			DESCRIPTION	2013 Actual	2014 Actual	2015 Adopted	2015 Actual YTD	2016 Adopted	% Change
SF2	0000		UNALLOCATED						
SF2	0000	58325	SUBCONTRACT COSTS	\$254,710	\$254,710	\$254,710	\$254,710	\$292,916	15.00%
SF2	0000		Total	\$254,710	\$254,710	\$254,710	\$254,710	\$292,916	15.00%

TOTALS:				\$254,710	\$254,710	\$254,710	\$254,710	\$292,916	15.00%
----------------	--	--	--	-----------	-----------	-----------	-----------	-----------	--------



FUND: E HAMPTON ROAD FIRE PROT DIST REVENUES

ACCOUNT		DESCRIPTION	2013 Actual	2014 Actual	2015 Adopted	2015 Actual YTD	2016 Adopted	% Change
SF3	0000	UNALLOCATED						
SF3	0000	41001 REAL PROPERTY TAXES	\$27,350	\$0	\$0	\$0	\$10,883	100.00%
SF3	0000	41093 PILOT-LIPA	\$82	\$0	\$0	\$0	\$0	0.00%
SF3	0000	41775 APPROPRIATED UNRESERVED SURP	\$0	\$0	\$31,363	\$0	\$22,700	-27.62%
SF3	0000	42401 INTEREST ON INVESTMENTS	\$133	\$65	\$50	\$25	\$0	-100.00%
SF3	0000	Total	\$27,565	\$65	\$31,413	\$25	\$33,583	6.91%
TOTALS:			\$27,565	\$65	\$31,413	\$25	\$33,583	6.91%



FUND: E HAMPTON ROAD FIRE PROT DIST EXPENDITURES

ACCOUNT		DESCRIPTION	2013 Actual	2014 Actual	2015 Adopted	2015 Actual YTD	2016 Adopted	% Change
SF3	0000	UNALLOCATED						
SF3	0000	58325 SUBCONTRACT COSTS	\$27,528	\$28,120	\$31,413	\$31,412	\$33,583	6.91%
SF3	0000	Total	\$27,528	\$28,120	\$31,413	\$31,412	\$33,583	6.91%
TOTALS:			\$27,528	\$28,120	\$31,413	\$31,412	\$33,583	6.91%



FUND: MONTAUK FIRE PROTECTION DIST REVENUES

ACCOUNT			DESCRIPTION	2013 Actual	2014 Actual	2015 Adopted	2015 Actual YTD	2016 Adopted	% Change
SF4	0000		UNALLOCATED						
SF4	0000	41001	REAL PROPERTY TAXES	\$134,050	\$134,838	\$139,677	\$139,677	\$143,511	2.74%
SF4	0000	41093	PILOT-LIPA	\$1,073	\$1,327	\$1,000	\$1,241	\$0	-100.00%
SF4	0000	41775	APPROPRIATED UNRESERVED SURP	\$0	\$0	\$0	\$0	\$0	0.00%
SF4	0000	42401	INTEREST ON INVESTMENTS	\$27	\$21	\$20	\$14	\$0	-100.00%
SF4	0000		Total	\$135,151	\$136,186	\$140,697	\$140,932	\$143,511	2.00%
TOTALS:				\$135,151	\$136,186	\$140,697	\$140,932	\$143,511	2.00%



FUND: MONTAUK FIRE PROTECTION DIST EXPENDITURES

ACCOUNT			DESCRIPTION	2013 Actual	2014 Actual	2015 Adopted	2015 Actual YTD	2016 Adopted	% Change
SF4	0000		UNALLOCATED						
SF4	0000	58325	SUBCONTRACT COSTS	\$135,233	\$137,938	\$140,697	\$140,697	\$143,511	2.00%
SF4	0000		Total	\$135,233	\$137,938	\$140,697	\$140,697	\$143,511	2.00%
TOTALS:				\$135,233	\$137,938	\$140,697	\$140,697	\$143,511	2.00%



FUND: NORTHWEST FIRE PROTECT DIST REVENUES

ACCOUNT			DESCRIPTION	2013 Actual	2014 Actual	2015 Adopted	2015 Actual YTD	2016 Adopted	% Change
SF5	0000		UNALLOCATED						
SF5	0000	41001	REAL PROPERTY TAXES	\$1,362,850	\$1,349,400	\$1,534,564	\$1,534,564	\$1,537,000	0.16%
SF5	0000	41093	PILOT-LIPA	\$1,842	\$1,954	\$1,800	\$2,056	\$0	-100.00%
SF5	0000	41775	APPROPRIATED UNRESERVED SURP	\$0	\$0	\$0	\$0	\$0	0.00%
SF5	0000	42401	INTEREST ON INVESTMENTS	\$264	\$199	\$200	\$150	\$0	-100.00%
SF5	0000		Total	\$1,364,956	\$1,351,553	\$1,536,564	\$1,536,770	\$1,537,000	0.03%

TOTALS:				\$1,364,956	\$1,351,553	\$1,536,564	\$1,536,770	\$1,537,000	0.03%
----------------	--	--	--	-------------	-------------	-------------	-------------	-------------	-------



FUND: NORTHWEST FIRE PROTECT DIST EXPENDITURES

ACCOUNT			DESCRIPTION	2013 Actual	2014 Actual	2015 Adopted	2015 Actual YTD	2016 Adopted	% Change
SF5	0000		UNALLOCATED						
SF5	0000	58325	SUBCONTRACT COSTS	\$1,365,000	\$1,365,000	\$1,536,564	\$1,537,000	\$1,537,000	0.03%
SF5	0000		Total	\$1,365,000	\$1,365,000	\$1,536,564	\$1,537,000	\$1,537,000	0.03%

TOTALS:				\$1,365,000	\$1,365,000	\$1,536,564	\$1,537,000	\$1,537,000	0.03%
----------------	--	--	--	-------------	-------------	-------------	-------------	-------------	-------



FUND: EAST HAMPTON STREET LIGHT DIST REVENUES

ACCOUNT			DESCRIPTION	2013 Actual	2014 Actual	2015 Adopted	2015 Actual YTD	2016 Adopted	% Change
SL1	0000		UNALLOCATED						
SL1	0000	41001	REAL PROPERTY TAXES	\$8,490	\$18,900	\$26,900	\$26,900	\$24,333	-9.54%
SL1	0000	41093	PILOT-LIPA	\$62	\$146	\$100	\$188	\$0	-100.00%
SL1	0000	41775	APPROPRIATED UNRESERVED SURP	\$0	\$0	\$0	\$0	\$0	0.00%
SL1	0000	42401	INTEREST ON INVESTMENTS	\$8	\$13	\$0	\$21	\$0	0.00%
SL1	0000		Total	\$8,560	\$19,059	\$27,000	\$27,109	\$24,333	-9.88%
TOTALS:				\$8,560	\$19,059	\$27,000	\$27,109	\$24,333	-9.88%



FUND: EAST HAMPTON STREET LIGHT DIST EXPENDITURES

ACCOUNT			DESCRIPTION	2013 Actual	2014 Actual	2015 Adopted	2015 Actual YTD	2016 Adopted	% Change
SL1	0000		UNALLOCATED						
SL1	0000	54310	LIGHT & POWER	\$7,573	\$7,887	\$10,000	\$5,080	\$10,000	0.00%
SL1	0000	54723	LIGHT & MAINTENANCE SUPPLIES	\$115	\$373	\$1,000	\$995	\$4,333	333.27%
SL1	0000		Total	\$7,688	\$8,260	\$11,000	\$6,075	\$14,333	30.30%
SL1	9795		INTERFUND LOANS						
SL1	9795	70000	INTERFUND LOAN - INTEREST	\$10	\$0	\$7,000	\$0	\$0	-100.00%
SL1	9795		Total	\$10	\$0	\$7,000	\$0	\$0	-100.00%
SL1	9901		TRANSFER TO OTHER FUNDS						
SL1	9901	59997	TRANSFER TO OTHER FUNDS	\$5,000	\$8,000	\$9,000	\$0	\$10,000	11.11%
SL1	9901		Total	\$5,000	\$8,000	\$9,000	\$0	\$10,000	11.11%
TOTALS:				\$12,698	\$16,260	\$27,000	\$6,075	\$24,333	-9.88%

2016 Town of East Hampton ADOPTED BUDGET



**FUND: NORTH END ST LIGHT DISTRICT
REVENUES**

ACCOUNT			DESCRIPTION	2013 Actual	2014 Actual	2015 Adopted	2015 Actual YTD	2016 Adopted	% Change
SL2	0000		UNALLOCATED						
SL2	0000	41001	REAL PROPERTY TAXES	\$0	\$11,100	\$16,080	\$16,080	\$15,000	-6.72%
SL2	0000	41093	PILOT-LIPA	\$0	\$84	\$0	\$113	\$0	0.00%
SL2	0000	41775	APPROPRIATED UNRESERVED SURP	\$0	\$0	\$0	\$0	\$1,700	100.00%
SL2	0000	42401	INTEREST ON INVESTMENTS	\$33	\$23	\$20	\$21	\$0	-100.00%
SL2	0000		Total	\$33	\$11,207	\$16,100	\$16,214	\$16,700	3.73%
TOTALS:				\$33	\$11,207	\$16,100	\$16,214	\$16,700	3.73%

2016 Town of East Hampton ADOPTED BUDGET



**FUND: NORTH END ST LIGHT DISTRICT
EXPENDITURES**

ACCOUNT			DESCRIPTION	2013 Actual	2014 Actual	2015 Adopted	2015 Actual YTD	2016 Adopted	% Change
SL2	0000		UNALLOCATED						
SL2	0000	54310	LIGHT & POWER	\$5,147	\$5,363	\$6,500	\$3,448	\$7,000	7.69%
SL2	0000	54723	LIGHT & MAINTENANCE SUPPLIES	\$0	\$594	\$600	\$250	\$700	16.67%
SL2	0000		Total	\$5,147	\$5,956	\$7,100	\$3,698	\$7,700	8.45%
SL2	9901		TRANSFER TO OTHER FUNDS						
SL2	9901	59997	TRANSFER TO OTHER FUNDS	\$8,000	\$9,000	\$9,000	\$0	\$9,000	0.00%
SL2	9901		Total	\$8,000	\$9,000	\$9,000	\$0	\$9,000	0.00%
TOTALS:				\$13,147	\$14,956	\$16,100	\$3,698	\$16,700	3.73%

2016 Town of East Hampton ADOPTED BUDGET



**FUND: PANTIGO STREET LIGHT DISTRICT
REVENUES**

ACCOUNT			DESCRIPTION	2013 Actual	2014 Actual	2015 Adopted	2015 Actual YTD	2016 Adopted	% Change
SL3	0000		UNALLOCATED						
SL3	0000	41001	REAL PROPERTY TAXES	\$0	\$16,325	\$16,873	\$16,873	\$13,000	-22.95%
SL3	0000	41093	PILOT-LIPA	\$0	\$86	\$50	\$81	\$0	-100.00%
SL3	0000	41775	APPROPRIATED UNRESERVED SURP	\$0	\$0	\$0	\$0	\$0	0.00%
SL3	0000	42401	INTEREST ON INVESTMENTS	\$16	\$14	\$0	\$16	\$0	0.00%
SL3	0000		Total	\$16	\$16,425	\$16,923	\$16,969	\$13,000	-23.18%
TOTALS:				\$16	\$16,425	\$16,923	\$16,969	\$13,000	-23.18%

2016 Town of East Hampton ADOPTED BUDGET



**FUND: PANTIGO STREET LIGHT DISTRICT
EXPENDITURES**

ACCOUNT			DESCRIPTION	2013 Actual	2014 Actual	2015 Adopted	2015 Actual YTD	2016 Adopted	% Change
SL3	0000		UNALLOCATED						
SL3	0000	54310	LIGHT & POWER	\$5,825	\$6,067	\$7,500	\$3,906	\$7,700	2.67%
SL3	0000	54723	LIGHT & MAINTENANCE SUPPLIES	\$623	\$0	\$1,000	\$0	\$1,300	30.00%
SL3	0000		Total	\$6,448	\$6,067	\$8,500	\$3,906	\$9,000	5.88%
SL3	9710		SERIAL BONDS						
SL3	9710	56000	DEBT PRINCIPAL	\$3,866	\$3,965	\$4,211	\$4,211	\$0	-100.00%
SL3	9710	57001	INTEREST-SERIAL BOND	\$486	\$409	\$212	\$211	\$0	-100.00%
SL3	9710		Total	\$4,352	\$4,374	\$4,423	\$4,422	\$0	-100.00%
SL3	9795		INTERFUND LOANS						
SL3	9795	70000	INTERFUND LOAN - INTEREST	\$0	\$0	\$500	\$0	\$0	-100.00%
SL3	9795		Total	\$0	\$0	\$500	\$0	\$0	-100.00%
SL3	9901		TRANSFER TO OTHER FUNDS						
SL3	9901	59997	TRANSFER TO OTHER FUNDS	\$3,000	\$3,500	\$3,500	\$0	\$4,000	14.29%
SL3	9901		Total	\$3,000	\$3,500	\$3,500	\$0	\$4,000	14.29%
TOTALS:				\$13,800	\$13,941	\$16,923	\$8,328	\$13,000	-23.18%



FUND: AMAGANSETT STREET LIGHT DIST REVENUES

ACCOUNT			DESCRIPTION	2013 Actual	2014 Actual	2015 Adopted	2015 Actual YTD	2016 Adopted	% Change
SL4	0000		UNALLOCATED						
SL4	0000	41001	REAL PROPERTY TAXES	\$0	\$46,880	\$39,910	\$39,910	\$44,200	10.75%
SL4	0000	41093	PILOT-LIPA	\$0	\$230	\$0	\$1,784	\$0	0.00%
SL4	0000	41775	APPROPRIATED UNRESERVED SURP	\$0	\$0	\$12,000	\$0	\$15,000	25.00%
SL4	0000	42401	INTEREST ON INVESTMENTS	\$127	\$91	\$90	\$74	\$0	-100.00%
SL4	0000		Total	\$127	\$47,201	\$52,000	\$41,768	\$59,200	13.85%
TOTALS:				\$127	\$47,201	\$52,000	\$41,768	\$59,200	13.85%



FUND: AMAGANSETT STREET LIGHT DIST EXPENDITURES

ACCOUNT			DESCRIPTION	2013 Actual	2014 Actual	2015 Adopted	2015 Actual YTD	2016 Adopted	% Change
SL4	0000		UNALLOCATED						
SL4	0000	54310	LIGHT & POWER	\$20,856	\$21,712	\$25,000	\$14,004	\$27,000	8.00%
SL4	0000	54723	LIGHT & MAINTENANCE SUPPLIES	\$0	\$1,221	\$2,000	\$0	\$2,200	10.00%
SL4	0000		Total	\$20,856	\$22,933	\$27,000	\$14,004	\$29,200	8.15%
SL4	9795		INTERFUND LOANS						
SL4	9795	70000	INTERFUND LOAN - INTEREST	\$50	\$38	\$0	\$0	\$0	0.00%
SL4	9795		Total	\$50	\$38	\$0	\$0	\$0	0.00%
SL4	9901		TRANSFER TO OTHER FUNDS						
SL4	9901	59997	TRANSFER TO OTHER FUNDS	\$25,000	\$25,000	\$25,000	\$0	\$30,000	20.00%
SL4	9901		Total	\$25,000	\$25,000	\$25,000	\$0	\$30,000	20.00%
TOTALS:				\$45,906	\$47,970	\$52,000	\$14,004	\$59,200	13.85%



FUND: MONTAUK STREET LIGHT DISTRICT REVENUES

ACCOUNT			DESCRIPTION	2013 Actual	2014 Actual	2015 Adopted	2015 Actual YTD	2016 Adopted	% Change
SL5	0000		UNALLOCATED						
SL5	0000	41001	REAL PROPERTY TAXES	\$77,796	\$90,798	\$94,098	\$94,098	\$95,962	1.98%
SL5	0000	41093	PILOT-LIPA	\$617	\$769	\$100	\$7,345	\$0	-100.00%
SL5	0000	41775	APPROPRIATED UNRESERVED SURP	\$0	\$0	\$15,000	\$0	\$7,500	-50.00%
SL5	0000	42401	INTEREST ON INVESTMENTS	\$150	\$101	\$110	\$94	\$0	-100.00%
SL5	0000	42405	INTEREST INC - INTERFUND LOA	\$22	\$14	\$0	\$0	\$0	0.00%
SL5	0000	42710	PREMIUM ON OBLIGATIONS	\$754	\$0	\$0	\$0	\$0	0.00%
SL5	0000		Total	\$79,338	\$91,683	\$109,308	\$101,537	\$103,462	-5.35%
TOTALS:				\$79,338	\$91,683	\$109,308	\$101,537	\$103,462	-5.35%



FUND: MONTAUK STREET LIGHT DISTRICT EXPENDITURES

ACCOUNT			DESCRIPTION	2013 Actual	2014 Actual	2015 Adopted	2015 Actual YTD	2016 Adopted	% Change
SL5	0000		UNALLOCATED						
SL5	0000	54310	LIGHT & POWER	\$39,735	\$42,936	\$40,000	\$27,655	\$42,500	6.25%
SL5	0000	54500	SUBCONTRACT COSTS	\$0	\$0	\$0	\$0	\$0	0.00%
SL5	0000	54723	LIGHT & MAINTENANCE SUPPLIES	\$89	\$3,268	\$6,338	\$1,668	\$6,000	-5.33%
SL5	0000		Total	\$39,823	\$46,204	\$46,338	\$29,323	\$48,500	4.67%
SL5	9710		SERIAL BONDS						
SL5	9710	56000	DEBT PRINCIPAL	\$26,951	\$34,347	\$34,657	\$34,657	\$26,543	-23.41%
SL5	9710	57001	INTEREST-SERIAL BOND	\$3,442	\$3,881	\$2,713	\$2,713	\$1,419	-47.70%
SL5	9710		Total	\$30,393	\$38,228	\$37,370	\$37,370	\$27,962	-25.18%
SL5	9795		INTERFUND LOANS						
SL5	9795	70000	INTERFUND LOAN - INTEREST	\$60	\$45	\$600	\$0	\$0	-100.00%
SL5	9795		Total	\$60	\$45	\$600	\$0	\$0	-100.00%
SL5	9901		TRANSFER TO OTHER FUNDS						
SL5	9901	59997	TRANSFER TO OTHER FUNDS	\$30,000	\$25,000	\$25,000	\$0	\$27,000	8.00%
SL5	9901		Total	\$30,000	\$25,000	\$25,000	\$0	\$27,000	8.00%
TOTALS:				\$100,277	\$109,477	\$109,308	\$66,693	\$103,462	-5.35%

Department Summary

Department: REFUSE/RECYCLING

Function: HOME & COMMUNITY SERVICES

Budget Year: 2016

Division: REFUSE/RECYCLING

Accounting Reference: 8160

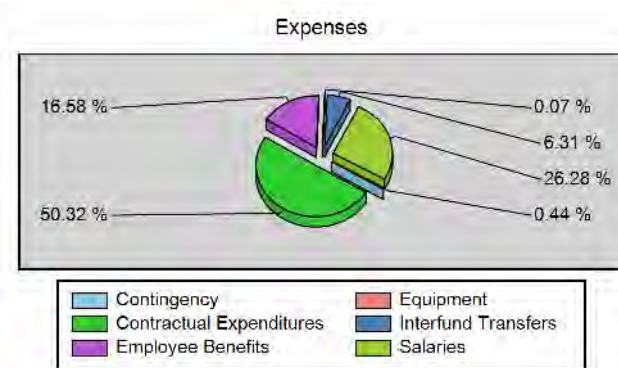
Stage: Adopted Budget

Mission Statement:

To process solid waste and recyclable materials generated by Town residents and commercial businesses.

Department Responsibilities:

The Department operates a main recycling facility in East Hampton and a transfer station in Montauk. All solid waste and recyclables handled by the Town are self-hauled to these facilities by residents and small businesses. These materials are processed and shipped out of town. The Department processes brush and other compostable materials into a compost product made available to the public. The Department also accepts material from commercial haulers.



Key Performance Indicators	2013 Actual	2014 Actual	2015 Projected	2016 Target
Tons of Compost Created	3,447.00	3,897.19	4,100.00	4,100.00
Tons of Construction Debris Collected	3,618.00	3,290.88	3,700.00	3,800.00
Tons of Garbage Collected	12,850.00	12,331.47	13,000.00	13,000.00
Tons of Recycling Collected	3,990.00	9,008.67	3,500.00	4,500.00

2016 Town of East Hampton ADOPTED BUDGET



**FUND: REFUSE & RECYCLING FUND
REVENUES**

ACCOUNT		DESCRIPTION	2013 Actual	2014 Actual	2015 Adopted	2015 Actual YTD	2016 Adopted	% Change
SR	0000	UNALLOCATED						
SR	0000	41001 REAL PROPERTY TAXES	\$3,208,444	\$3,319,342	\$3,452,213	\$3,452,213	\$3,672,928	6.39%
SR	0000	41093 PILOT-LIPA	\$12,896	\$14,024	\$13,000	\$13,494	\$13,000	0.00%
SR	0000	41775 APPROPRIATED UNRESERVED SURP	\$0	\$0	\$0	\$0	\$0	0.00%
SR	0000	41776 APPROPRIATION OF DEBT RESERVE	\$0	\$0	\$29,289	\$0	\$20,415	-30.30%
SR	0000	42130 SOLID WASTE PERMITS	\$818,200	\$985,020	\$940,000	\$940,885	\$950,000	1.06%
SR	0000	42140 SOLID WASTE FEES(TIPPING)	\$1,298,077	\$1,459,360	\$1,350,000	\$1,054,914	\$1,375,000	1.85%
SR	0000	42150 SALES-RECYCLABLE GOODS	\$153,154	\$159,869	\$300,000	\$93,972	\$150,000	-50.00%
SR	0000	42401 INTEREST ON INVESTMENTS	\$2,242	\$2,720	\$4,000	\$2,035	\$3,500	-12.50%
SR	0000	42405 INTEREST INC - INTERFUND LOA	\$778	\$585	\$0	\$0	\$0	0.00%
SR	0000	42410 RENTAL OF PROPERTY	\$0	\$0	\$32,400	\$0	\$0	-100.00%
SR	0000	42665 SALES OF EQUIPMENT	\$0	\$0	\$0	\$0	\$0	0.00%
SR	0000	42701 REFUNDS,PRIOR YR.APPROPRIATI	\$342	\$0	\$0	\$0	\$0	0.00%
SR	0000	42710 PREMIUM ON OBLIGATIONS	\$239	\$3,574	\$0	\$10,272	\$0	0.00%
SR	0000	42712 PREMIUM & INT.ON BONDS	\$13,090	\$0	\$0	\$21,556	\$0	0.00%
SR	0000	42769 DENTAL & OPTICAL PREMIUM REIMB	\$2,284	\$1,909	\$1,000	\$953	\$1,000	0.00%
SR	0000	42770 MISCELLANEOUS	\$180	\$19,474	\$200	\$60	\$2,000	900.00%
SR	0000	42771 MEDICAL PREMIUM REIMBURSEMEN	\$33,364	\$34,854	\$35,000	\$33,623	\$38,000	8.57%
SR	0000	43740 STATE AID-HAZARDOUS MATERIAL	\$14,391	\$8,793	\$15,000	\$0	\$15,000	0.00%
SR	0000	44960 FED.AID-STORMS	\$29,915	\$0	\$0	\$0	\$0	0.00%
SR	0000	45030 INTERFUND TRANSFERS	\$0	\$0	\$0	\$0	\$0	0.00%
SR	0000	Total	\$5,587,594	\$6,009,523	\$6,172,102	\$5,623,977	\$6,240,843	1.11%
TOTALS:			\$5,587,594	\$6,009,523	\$6,172,102	\$5,623,977	\$6,240,843	1.11%



FUND: REFUSE & RECYCLING FUND EXPENDITURES

ACCOUNT	DESCRIPTION	2013 Actual	2014 Actual	2015 Adopted	2015 Actual YTD	2016 Adopted	% Change
SR 8160	REFUSE/RECYCLING						
SR 8160 51100	FULL-TIME SALARIES	\$909,921	\$900,679	\$917,505	\$764,755	\$982,986	7.14%
SR 8160 51103	LONGEVITY	\$36,300	\$39,437	\$42,320	\$0	\$44,915	6.13%
SR 8160 51200	PART TIME SALARIES	\$19,600	\$37,795	\$43,560	\$34,295	\$35,000	-19.65%
SR 8160 51300	OVERTIME	\$38,973	\$40,671	\$25,600	\$29,537	\$25,500	-0.39%
SR 8160 51990	CONTINGENCY	\$266	\$12,420	\$10,000	\$277	\$18,387	83.87%
SR 8160 52600	OTHER EQUIPMENT	\$3,270	\$1,520	\$3,000	\$200	\$3,000	0.00%
SR 8160 54100	OFFICE EXPENSE	\$4,729	\$4,423	\$5,580	\$2,611	\$5,580	0.00%
SR 8160 54120	POSTAGE	\$5,363	\$6,163	\$6,000	\$5,924	\$6,000	0.00%
SR 8160 54150	GENERAL INSURANCE	\$55,601	\$62,765	\$63,630	\$63,330	\$64,300	1.05%
SR 8160 54300	TELEPHONE	\$3,690	\$1,045	\$1,800	\$1,169	\$1,800	0.00%
SR 8160 54310	LIGHT & POWER	\$29,837	\$38,609	\$50,004	\$24,515	\$50,040	0.07%
SR 8160 54320	WATER	\$1,877	\$2,530	\$2,900	\$1,970	\$3,000	3.45%
SR 8160 54330	HEAT	\$9,729	\$14,343	\$14,325	\$7,291	\$14,450	0.87%
SR 8160 54400	LEASE OF EQUIPMENT	\$1,760	\$1,807	\$2,100	\$341	\$1,668	-20.57%
SR 8160 54500	SUBCONTRACT COSTS	\$1,374,073	\$1,301,610	\$1,560,000	\$1,203,929	\$1,560,000	0.00%
SR 8160 54510	NYSDEC PAYMENTS	\$31,380	\$31,380	\$50,000	\$44,349	\$50,000	0.00%
SR 8160 54520	OUTSIDE PROFESSIONAL	\$3,337	\$8,261	\$10,000	\$9,986	\$10,000	0.00%
SR 8160 54531	HOUSEHOLD HAZARDOUS WASTE PR	\$16,649	\$13,950	\$30,000	\$10,735	\$30,000	0.00%
SR 8160 54550	REPAIRS GENERAL	\$44,241	\$35,729	\$50,000	\$32,631	\$54,000	8.00%
SR 8160 54560	MOTOR VEHICLE REPAIRS & SUPP	\$35,378	\$73,685	\$75,000	\$66,335	\$80,000	6.67%
SR 8160 54562	FUEL - MOTOR VEHICLE	\$114,043	\$92,060	\$130,000	\$58,230	\$129,996	-0.00%
SR 8160 54600	UNIFORMS	\$0	\$903	\$3,000	\$0	\$3,000	0.00%
SR 8160 54626	SERVICE CONTRACTS	\$1,000	\$1,000	\$1,000	\$1,000	\$1,000	0.00%
SR 8160 54709	MTA TAX DUE	\$3,416	\$3,464	\$3,499	\$2,818	\$3,548	1.41%
SR 8160 54720	BUILDING & MAINT. SUPPLIES	\$1,040	\$873	\$2,000	\$196	\$2,400	20.00%
SR 8160 54850	SMALL TOOLS & EQUIPMENT	\$7,306	\$5,708	\$10,000	\$3,635	\$12,000	20.00%
SR 8160 54900	TESTING & FEES	\$119,922	\$91,848	\$120,000	\$70,178	\$0	-100.00%
SR 8160 54941	PUBLIC INFORMATION	\$6,675	\$3,913	\$5,000	\$1,024	\$5,000	0.00%
SR 8160 59010	NYS RETIREMENT	\$206,494	\$202,388	\$193,799	\$48,450	\$170,878	-11.83%
SR 8160 59030	SOCIAL SECURITY & MEDICARE	\$76,867	\$77,922	\$78,717	\$63,387	\$79,827	1.41%
SR 8160 59060	HEALTH INSURANCE	\$320,790	\$331,721	\$364,746	\$287,240	\$398,552	9.27%
SR 8160 59090	DENTAL/OPTICAL BENEFITS	\$29,347	\$30,191	\$31,712	\$25,546	\$33,803	6.59%
SR 8160 59995	TRANSFER-GEN. ADMINISTRATION	\$269,130	\$256,445	\$259,684	\$0	\$261,494	0.70%
SR 8160	Total	\$3,782,003	\$3,727,258	\$4,166,481	\$2,865,881	\$4,142,124	-0.58%
SR 9000	EMPLOYEE BENEFITS						
SR 9000 59010	NYS RETIREMENT	\$36,081	\$32,889	\$32,889	\$19,615	\$33,000	0.34%
SR 9000 59040	WORKER'S COMPENSATION	\$55,250	\$51,728	\$36,000	\$28,561	\$36,000	0.00%
SR 9000 59050	UNEMPLOYMENT INSURANCE EXPEN	\$0	\$0	\$2,000	\$0	\$2,000	0.00%
SR 9000 59060	HEALTH INSURANCE	\$171,488	\$154,048	\$158,543	\$124,488	\$154,390	-2.62%
SR 9000 59090	DENTAL/OPTICAL BENEFITS	\$3,902	\$1,253	\$2,145	\$0	\$0	-100.00%
SR 9000	Total	\$266,721	\$239,919	\$231,577	\$172,664	\$225,390	-2.67%



FUND: REFUSE & RECYCLING FUND EXPENDITURES

ACCOUNT		DESCRIPTION	2013 Actual	2014 Actual	2015 Adopted	2015 Actual YTD	2016 Adopted	% Change
SR	9700							
		BOND ANTICIPATION NOTES						
SR	9700	56001		\$0	\$88,000	\$13,593	\$75,000	-14.77%
		PRINCIPAL-BOND ANTIC. NOTE		\$0	\$88,000	\$13,593	\$75,000	-14.77%
SR	9700	57003	\$3,405	\$23,648	\$4,517	\$23,770	\$33,640	644.74%
		INTEREST-BOND ANTIC.NOTE	\$3,405	\$23,648	\$4,517	\$23,770	\$33,640	644.74%
SR	9700		\$3,405	\$23,648	\$92,517	\$37,363	\$108,640	17.43%
		Total	\$3,405	\$23,648	\$92,517	\$37,363	\$108,640	17.43%
SR	9710							
		SERIAL BONDS						
SR	9710	56000	\$1,724,830	\$1,399,216	\$1,428,642	\$1,428,642	\$1,521,475	6.50%
		DEBT PRINCIPAL	\$1,724,830	\$1,399,216	\$1,428,642	\$1,428,642	\$1,521,475	6.50%
SR	9710	57001	\$316,866	\$272,549	\$252,885	\$226,291	\$243,214	-3.82%
		INTEREST-SERIAL BOND	\$316,866	\$272,549	\$252,885	\$226,291	\$243,214	-3.82%
SR	9710		\$2,041,696	\$1,671,765	\$1,681,527	\$1,654,933	\$1,764,689	4.95%
		Total	\$2,041,696	\$1,671,765	\$1,681,527	\$1,654,933	\$1,764,689	4.95%
SR	9901							
		INTERFUND TRANSFERS						
SR	9901	59997	\$0	\$66,520	\$0	\$0	\$0	0.00%
		TRANSFER TO OTHER FUNDS	\$0	\$66,520	\$0	\$0	\$0	0.00%
SR	9901		\$0	\$66,520	\$0	\$0	\$0	0.00%
		Total	\$0	\$66,520	\$0	\$0	\$0	0.00%
TOTALS:			\$6,093,825	\$5,729,110	\$6,172,102	\$4,730,841	\$6,240,843	1.11%

Department Position Costing Summary

Budget Year: 2016

Department: REFUSE/RECYCLING
 Scenario: Main
 Function: HOME & COMMUNITY SERVICES
 Division: REFUSE/RECYCLING

Stage: Adopted Budget
 Status: Active

Full-Time Positions	Profile Name	Pay Grade	Step	Total Salary	Total Benefits	Salary + Benefits	FTE
CLERK TYPIST	CSEA	12	4	34,885	22,229	57,115	1.00
CONSTRUCTION EQUIP. OPERATOR	CSEA	23	3	53,883	39,832	93,715	1.00
CONSTRUCTION EQUIP. OPERATOR	CSEA	23	4	54,969	40,598	95,567	1.00
DIESEL MECHANIC	CSEA	26	3	58,888	41,057	99,945	1.00
HEAVY EQUIPMENT OPERATOR	CSEA	21	Off	54,714	41,535	96,249	1.00
HEAVY EQUIPMENT OPERATOR	CSEA	21	Off	54,714	41,035	95,749	1.00
HEAVY EQUIPMENT OPERATOR	CSEA	21	5	52,073	39,888	91,961	1.00
HEAVY EQUIPMENT OPERATOR	CSEA	21	2	49,048	37,098	86,146	1.00
HEAVY EQUIPMENT OPERATOR	CSEA	21	0	47,132	36,628	83,760	1.00
HIGHWAY FLEET SERVICE MGR.	CSEA	31	Off	22,592	14,124	36,716	0.30
LABOR CREW LEADER	CSEA	25	Off	62,359	43,408	105,767	1.00
LABOR CREW LEADER	CSEA	25	Off	62,359	43,408	105,767	1.00
MAINTENANCE MECHANIC II	CSEA	16	Off	48,133	40,423	88,556	1.00
SANITATION HELPER 1	CSEA	12	4	39,869	36,900	76,769	1.00
SANITATION HELPER 2	CSEA	14	7	45,492	25,827	71,318	1.00
SANITATION HELPER 3	CSEA	16	Off	48,133	27,474	75,606	1.00
SANITATION HELPER 3	CSEA	16	Off	48,133	40,423	88,556	1.00
SCALE OPERATOR	CSEA	15	Off	47,898	39,866	87,764	1.00
SCALE OPERATOR	CSEA	15	Off	47,898	26,916	74,814	1.00
SR. ACCOUNT CLERK TYPIST	CSEA	18	7	49,815	39,335	89,151	1.00
Total Full-Time				982,986	718,003	1,700,990	19.30

Part-Time Positions	Profile Name	Pay Grade	Step	Total Salary	Total Benefits	Salary + Benefits	FTE
PART-TIME/SEASONAL				15,000	1,199	16,199	
COMMISSIONER OF PUBLIC WORKS	STIPENDS	7328-2260	1	20,000	5,693	25,693	
Total Part-Time				35,000	6,892	41,892	0.00

OVERTIME				25,500	6,627	32,127	
Total Part-Time				1,043,486	731,522	1,775,009	19.30

Department Summary

Department: SCAVENGER WASTE FUND

Function: HOME & COMMUNITY
SERVICES

Budget Year: 2016

Division: SCAVENGER WASTE
FUND

Accounting Reference: 8131

Stage: Adopted Budget

Mission Statement:

The Scavenger Waste Fund was established in the 1980's, primarily to operate the Scavenger Wastewater processing facility. The Town Board in 2014 decided to close the facility. The Fund, however, needs to stay in existence in order to close down the Scavenger Plant, ("mothball the facility"), pay off the remaining deficit on the Scavenger Fund, and complete debt service payments related to past capital improvements.



FUND: SCAVENGER WASTEWATER DISTRICT REVENUES

ACCOUNT		DESCRIPTION	2013 Actual	2014 Actual	2015 Adopted	2015 Actual YTD	2016 Adopted	% Change
SS	0000	UNALLOCATED						
SS	0000	41001 REAL PROPERTY TAXES	\$746,950	\$533,784	\$398,706	\$398,706	\$385,221	-3.38%
SS	0000	41093 PILOT-LIPA	\$3,017	\$2,265	\$3,000	\$1,561	\$3,000	0.00%
SS	0000	42122 SEWAGE DISPOSAL FEES	\$150,848	\$255,930	\$0	\$19,710	\$0	0.00%
SS	0000	42131 SEWAGE DISPOSAL PERMITS	\$2,000	\$1,900	\$0	\$0	\$0	0.00%
SS	0000	42401 INTEREST ON INVESTMENTS	\$423	\$440	\$100	\$303	\$100	0.00%
SS	0000	42665 SALES OF EQUIPMENT	\$0	\$0	\$500	\$0	\$0	-100.00%
SS	0000	42710 PREMIUM ON OBLIGATIONS	\$2,597	\$0	\$0	\$0	\$0	0.00%
SS	0000	Total	\$905,835	\$794,319	\$402,306	\$420,280	\$388,321	-3.48%
TOTALS:			\$905,835	\$794,319	\$402,306	\$420,280	\$388,321	-3.48%



FUND: SCAVENGER WASTEWATER DISTRICT EXPENDITURES

ACCOUNT			DESCRIPTION	2013 Actual	2014 Actual	2015 Adopted	2015 Actual YTD	2016 Adopted	% Change
SS	8131		SCAVENGER WASTE FUND						
SS	8131	51990	CONTINGENCY	\$0	\$0	\$0	\$0	\$0	0.00%
SS	8131	54123	COLLECTION FEES ON RECEIVABLES	\$40	\$0	\$0	\$0	\$0	0.00%
SS	8131	54150	GENERAL INSURANCE	\$0	\$2,130	\$2,700	\$2,674	\$2,000	-25.93%
SS	8131	54500	SUBCONTRACT COSTS	\$124,563	\$465,971	\$110,000	\$50,249	\$100,000	-9.09%
SS	8131	54520	OUTSIDE PROFESSIONAL	\$60,000	\$39,963	\$106,000	\$0	\$100,000	-5.66%
SS	8131	54620	MAINTENANCE OF OFFICE EQUIP	\$3,321	\$0	\$0	\$0	\$0	0.00%
SS	8131	54720	BUILDING & MAINT. SUPPLIES	\$0	\$0	\$5,000	\$0	\$500	-90.00%
SS	8131	54980	OTHER	\$513,199	\$119,014	\$100,000	\$50,835	\$125,000	25.00%
SS	8131		Total	\$701,123	\$627,077	\$323,700	\$103,757	\$327,500	1.17%
SS	9710		SERIAL BONDS						
SS	9710	56000	DEBT PRINCIPAL	\$43,472	\$65,764	\$66,425	\$66,425	\$50,342	-24.21%
SS	9710	57001	INTEREST-SERIAL BOND	\$10,193	\$12,900	\$12,181	\$12,176	\$10,479	-13.97%
SS	9710		Total	\$53,665	\$78,664	\$78,606	\$78,601	\$60,821	-22.63%
SS	9795		INTERFUND LOANS						
SS	9795	70000	INTERFUND LOAN - INTEREST	\$1,023	\$759	\$0	\$0	\$0	0.00%
SS	9795		Total	\$1,023	\$759	\$0	\$0	\$0	0.00%
TOTALS:				\$755,811	\$706,500	\$402,306	\$182,359	\$388,321	-3.48%



FUND: CAMP HERO SEWER DISTRICT REVENUES

ACCOUNT			DESCRIPTION	2013 Actual	2014 Actual	2015 Adopted	2015 Actual YTD	2016 Adopted	% Change
SS1	0000		UNALLOCATED						
SS1	0000	41001	REAL PROPERTY TAXES	\$19,900	\$0	\$18,000	\$18,000	\$19,989	11.05%
SS1	0000	41775	APPROPRIATED UNRESERVED SURP	\$0	\$0	\$0	\$0	\$4,000	100.00%
SS1	0000	42401	INTEREST ON INVESTMENTS	\$108	\$68	\$0	\$21	\$0	0.00%
SS1	0000	42712	PREMIUM & INT.ON BONDS	\$0	\$0	\$0	\$2,556	\$0	0.00%
SS1	0000		Total	\$20,008	\$68	\$18,000	\$20,577	\$23,989	33.27%
TOTALS:				\$20,008	\$68	\$18,000	\$20,577	\$23,989	33.27%



FUND: CAMP HERO SEWER DISTRICT EXPENDITURES

ACCOUNT			DESCRIPTION	2013 Actual	2014 Actual	2015 Adopted	2015 Actual YTD	2016 Adopted	% Change
SS1	8130		CAMP HERO SEWER DISTRICT						
SS1	8130	54310	LIGHT & POWER	\$1,728	\$743	\$3,000	\$174	\$4,000	33.33%
SS1	8130	54550	REPAIRS GENERAL	\$16,024	\$56,434	\$15,000	\$13,193	\$16,000	6.67%
SS1	8130		Total	\$17,752	\$57,176	\$18,000	\$13,367	\$20,000	11.11%
SS1	9700		BOND ANTICIPATION NOTES						
SS1	9700	56001	PRINCIPAL-BOND ANTIC. NOTE	\$0	\$0	\$0	\$0	\$0	0.00%
SS1	9700	57003	INTEREST-BOND ANTIC.NOTE	\$0	\$0	\$0	\$0	\$3,989	100.00%
SS1	9700		Total	\$0	\$0	\$0	\$0	\$3,989	100.00%
TOTALS:				\$17,752	\$57,176	\$18,000	\$13,367	\$23,989	33.27%

Department Summary

Department: MUNICIPAL AIRPORT

Function: TRANSPORTATION
Division: MUNICIPAL AIRPORT
Stage: Adopted Budget

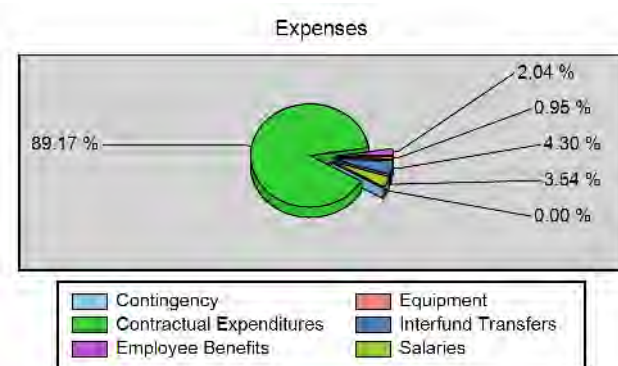
Budget Year: 2016
Accounting Reference: 5610

Mission Statement:

To operate and maintain the Airport in accordance with Town Code and Federal Regulations in a manner that promotes safety and efficiency; to operate the airport in a manner consistent with the needs of the community, being mindful of the service the Airport provides to the community while at the same time monitoring the Airport's environmental impact (Noise Abatement program); and to manage the business of the airport to include overseeing leases, fuel sales and aircraft operations.

Department Responsibilities:

The Town Airport is a public facility in operation since the mid-1930's. The airport is administered by an Airport Director with two full-time staff and some additional part-time/seasonal help.



Key Performance Indicators	2013 Actual	2014 Actual	2015 Projected	2016 Target
Movements (Landing or Take-Off)	20,922	25,646	26,159	26,682
Local Tie Down	5,052	6,826	6,963	7,102
Transient	15,870	18,820	19,196	19,580
Number of Aircrafts Serviced:				
-Multi-Engine Prop	3,524	N/A	N/A	N/A
-Single-Engine Prop	7,800	N/A	N/A	N/A
-Piston Single & Multi-Engine		6,826	6,963	7,102
-Turboprop Single & Multi-Engine		18,820	19,196	19,580
-Helicopter	5,728	8,396	8,564	8,735
-Jet	3,601	3,772	3,874	3,924
-Other	269	6	6	6



FUND: EAST HAMPTON TOWN AIRPORT REVENUES

ACCOUNT			DESCRIPTION	2013 Actual	2014 Actual	2015 Adopted	2015 Actual YTD	2016 Adopted	% Change
SX	0000		UNALLOCATED						
SX	0000	41721	PARKING LOTS REVENUES	\$0	\$0	\$0	\$0	\$50,000	100.00%
SX	0000	41770	AIRPORT RENTALS & LEASES	\$821,661	\$592,638	\$612,007	\$446,671	\$740,000	20.91%
SX	0000	41771	AIRPORT LANDING FEES	\$1,131,838	\$1,677,738	\$1,446,667	\$925,721	\$1,760,155	21.67%
SX	0000	41772	AIRPORT ADVERSITING INCOME	\$12,500	\$38,096	\$50,000	\$37,311	\$50,850	1.70%
SX	0000	41774	AIRPORT VENDING MACHINES	\$1,145	\$116	\$500	\$904	\$510	2.00%
SX	0000	41775	APPROPRIATED UNRESERVED SURP	\$0	\$0	\$0	\$0	\$147,026	100.00%
SX	0000	42401	INTEREST ON INVESTMENTS	\$1,167	\$313	\$1,500	\$123	\$400	-73.33%
SX	0000	42405	INTEREST INC - INTERFUND LOA	\$313	\$172	\$0	\$0	\$0	0.00%
SX	0000	42656	SALE OF AVIATION FUEL	\$3,064,915	\$3,236,863	\$2,774,000	\$2,081,884	\$3,300,000	18.96%
SX	0000	42701	REFUNDS,PRIOR YR.APPROPRIATI	\$88	\$3,168	\$0	\$0	\$0	0.00%
SX	0000	42710	PREMIUM ON OBLIGATIONS	\$0	\$0	\$0	\$5,645	\$0	0.00%
SX	0000	42712	PREMIUM & INT.ON BONDS	\$0	\$0	\$0	\$11,804	\$0	0.00%
SX	0000	42769	DENTAL & OPTICAL PREMIUM REIMB	\$473	\$308	\$500	\$477	\$0	-100.00%
SX	0000	42770	MISCELLANEOUS	\$2	\$5,053	\$0	\$5,649	\$0	0.00%
SX	0000	42771	MEDICAL PREMIUM REIMBURSEMEN	\$1,112	\$2,408	\$1,200	\$7,982	\$0	-100.00%
SX	0000		Total	\$5,035,215	\$5,556,875	\$4,886,374	\$3,524,171	\$6,048,941	23.79%
TOTALS:				\$5,035,215	\$5,556,875	\$4,886,374	\$3,524,171	\$6,048,941	23.79%



FUND: EAST HAMPTON TOWN AIRPORT EXPENDITURES

ACCOUNT	DESCRIPTION	2013 Actual	2014 Actual	2015 Adopted	2015 Actual YTD	2016 Adopted	% Change
SX 5610	MUNICIPAL AIRPORT						
SX 5610 51100	FULL-TIME SALARIES	\$165,085	\$208,800	\$163,536	\$127,323	\$164,473	0.57%
SX 5610 51103	LONGEVITY	\$4,300	\$4,483	\$2,400	\$0	\$2,550	6.25%
SX 5610 51200	PART TIME SALARIES	\$25,615	\$25,750	\$46,400	\$29,676	\$38,945	-16.07%
SX 5610 51300	OVERTIME	\$0	\$92	\$0	\$0	\$0	0.00%
SX 5610 51990	CONTINGENCY	\$0	\$0	\$320,951	\$1,257	\$0	-100.00%
SX 5610 51991	CONTINGENCY ALP	\$0	\$0	\$0	\$0	\$0	0.00%
SX 5610 52011	PARKING LOT IMPROVEMENT	\$0	\$0	\$0	\$0	\$50,000	100.00%
SX 5610 52200	OFFICE EQUIPMENT	\$3,145	\$0	\$3,504	\$84	\$3,504	0.00%
SX 5610 52450	COMPUTER EQUIPMENT	\$1,236	\$0	\$1,500	\$0	\$1,500	0.00%
SX 5610 54100	OFFICE EXPENSE	\$2,628	\$2,419	\$3,650	\$1,767	\$3,650	0.00%
SX 5610 54120	POSTAGE	\$470	\$51	\$120	\$51	\$300	150.00%
SX 5610 54124	AIRPORT-BILLING SVCS LANDING FEES	\$175,182	\$218,092	\$187,000	\$168,384	\$240,500	28.61%
SX 5610 54150	GENERAL INSURANCE	\$82,020	\$81,977	\$84,528	\$75,451	\$85,378	1.01%
SX 5610 54155	COMPUTER SOFTWARE	\$0	\$0	\$500	\$0	\$500	0.00%
SX 5610 54200	TRAVEL CONFERENCES & DUES	\$0	\$457	\$1,000	\$98	\$4,000	300.00%
SX 5610 54300	TELEPHONE	\$8,258	\$21,556	\$9,600	\$3,268	\$9,600	0.00%
SX 5610 54310	LIGHT & POWER	\$41,448	\$44,761	\$42,000	\$25,541	\$42,000	0.00%
SX 5610 54320	WATER	\$466	\$491	\$800	\$362	\$800	0.00%
SX 5610 54330	HEAT	\$3,562	\$7,993	\$10,000	\$2,635	\$10,000	0.00%
SX 5610 54420	OTHER EQUIPMENT RENTAL/MAINT	\$543	\$491	\$600	\$343	\$1,000	66.67%
SX 5610 54500	SUBCONTRACT COSTS	\$1,008,458	\$682,998	\$681,383	\$702,877	\$674,750	-0.97%
SX 5610 54520	OUTSIDE PROFESSIONAL	\$115,568	\$382,741	\$270,000	\$869,156	\$1,035,000	283.33%
SX 5610 54560	MOTOR VEHICLE REPAIRS & SUPP	\$637	\$359	\$800	\$2,524	\$3,500	337.50%
SX 5610 54562	FUEL - MOTOR VEHICLE	\$3,803	\$4,032	\$4,200	\$2,293	\$4,200	0.00%
SX 5610 54600	UNIFORMS	\$0	\$0	\$1,000	\$0	\$1,000	0.00%
SX 5610 54660	REPAIRS - GENERAL	\$2,932	\$2,666	\$5,000	\$4,155	\$6,000	20.00%
SX 5610 54703	SIGNS-LIGHT & MAINT. SUPPLIE	\$5,329	\$4,175	\$6,000	\$5,263	\$7,000	16.67%
SX 5610 54709	MTA TAX DUE	\$663	\$813	\$722	\$534	\$692	-4.20%
SX 5610 54850	SMALL TOOLS & EQUIPMENT	\$1,314	\$3,316	\$4,020	\$971	\$5,000	24.38%
SX 5610 54990	AVIATION FUEL	\$2,898,639	\$3,006,788	\$2,528,000	\$1,907,400	\$3,051,809	20.72%
SX 5610 59010	NYS RETIREMENT	\$36,227	\$37,457	\$32,067	\$13,061	\$27,139	-15.37%
SX 5610 59030	SOCIAL SECURITY & MEDICARE	\$14,918	\$18,293	\$16,244	\$12,010	\$15,561	-4.20%
SX 5610 59060	HEALTH INSURANCE	\$48,172	\$56,649	\$67,860	\$53,934	\$70,003	3.16%
SX 5610 59090	DENTAL/OPTICAL BENEFITS	\$4,454	\$4,903	\$5,199	\$5,107	\$5,254	1.07%
SX 5610 59995	TRANSFER-GEN. ADMINISTRATION	\$178,369	\$178,369	\$216,254	\$0	\$250,155	15.68%
SX 5610	Total	\$4,833,439	\$5,000,972	\$4,716,837	\$4,015,527	\$5,815,763	23.30%
SX 9000	EMPLOYEE BENEFITS						
SX 9000 59010	NYS RETIREMENT	\$16,730	\$6,900	\$6,900	\$2,725	\$7,000	1.45%
SX 9000 59040	WORKER'S COMPENSATION	\$7,707	\$6,816	\$10,000	\$2,485	\$10,000	0.00%
SX 9000 59050	UNEMPLOYMENT INSURANCE EXPEN	\$0	\$0	\$1,000	\$0	\$1,000	0.00%
SX 9000 59060	HEALTH INSURANCE	\$21,903	\$15,481	\$17,928	\$23,496	\$40,270	124.62%
SX 9000 59090	DENTAL/OPTICAL BENEFITS	\$127	\$0	\$500	\$570	\$0	-100.00%
SX 9000	Total	\$46,466	\$29,196	\$36,328	\$29,275	\$58,270	60.40%



FUND: EAST HAMPTON TOWN AIRPORT EXPENDITURES

ACCOUNT			DESCRIPTION	2013 Actual	2014 Actual	2015 Adopted	2015 Actual YTD	2016 Adopted	% Change
SX	9700		BOND ANTICIPATION NOTES						
SX	9700	56001	PRINCIPAL-BOND ANTIC. NOTE	\$0	\$0	\$0	\$0	\$14,600	100.00%
SX	9700	57003	INTEREST-BOND ANTIC.NOTE	\$0	\$0	\$1,185	\$6,236	\$18,421	1454.51%
SX	9700		Total	\$0	\$0	\$1,185	\$6,236	\$33,021	2686.58%
SX	9710		SERIAL BONDS						
SX	9710	56000	DEBT PRINCIPAL	\$105,417	\$107,527	\$111,934	\$111,934	\$114,971	2.71%
SX	9710	57001	INTEREST-SERIAL BOND	\$26,143	\$23,852	\$20,090	\$12,481	\$26,916	33.98%
SX	9710		Total	\$131,560	\$131,379	\$132,024	\$124,415	\$141,887	7.47%
SX	9795		INTERFUND LOANS						
SX	9795	70000	INTERFUND LOAN - INTEREST	\$688	\$821	\$0	\$0	\$0	0.00%
SX	9795		Total	\$688	\$821	\$0	\$0	\$0	0.00%
TOTALS:				\$5,012,152	\$5,162,367	\$4,886,374	\$4,175,453	\$6,048,941	23.79%

Department Position Costing Summary

Budget Year: 2016

Department: MUNICIPAL AIRPORT
 Scenario: Main
 Function: TRANSPORTATION
 Division: MUNICIPAL AIRPORT

Stage: Adopted Budget
 Status: Active

Full-Time Positions	Profile Name	Pay Grade	Step	Total Salary	Total Benefits	Salary + Benefits	FTE
AIRPORT DIRECTOR/SUPERVISOR	DH	7793-2408	1	64,260	40,823	105,083	1.00
<i>Salary Increase</i>				<i>8,740</i>	<i>2,140</i>	<i>10,880</i>	
MAINTENANCE MECHANIC II	CSEA	16	Off	48,133	39,423	87,556	1.00
SENIOR AIRPORT ATTENDANT	CSEA	18	0	43,341	35,700	79,040	1.00
Total Full-Time				164,473	118,087	282,560	3.00

Part-Time Positions	Profile Name	Pay Grade	Step	Total Salary	Total Benefits	Salary + Benefits	FTE
PT AIRPORT ATTENDANT	PT	706P-2638	1	23,165	1,851	25,016	0.65
PT AIRPORT ATTENDANT	PT	706P-0000	1	5,780	462	6,242	0.16
PT CUSTODIAL WORKER	PT	805P-2684	1	10,000	799	10,799	0.29
Total Part-Time				38,945	3,112	42,057	1.10

Grand Total				203,418	121,198	324,616	4.10
--------------------	--	--	--	----------------	----------------	----------------	-------------

Multiple Department Summary

Department: COMMUNITY PRESERVATION FUND (CPF)

Function: HOME & COMMUNITY SERVICES

Budget Year: 2016

Division: COMMUNITY PRESERVATION FUND

Accounting Reference: 8800, 8801

Stage: Adopted Budget

Mission Statement:

This Department's goal is to help protect our sense of place in an ever changing landscape through the acquisition and management of East Hampton's unique natural environments, open spaces, farms and historic places for the enjoyment of all those who share our community now and in the future.

Department Responsibilities:

In our continuing effort to create greater efficiency, transparency, accountability and to ensure the successful continuation of this program and its objectives, the Town Board and the Department of Land Acquisition & Management have instituted a series of fiscal oversight measures. One aspect of these measures that ensures the above goals is the creation of the department budget. Said budget is designed to act as a control and guide for appropriate expenditures consistent with Town law 64-e (Peconic Bay Region Community Preservation Fund) for costs related to CPF, and Town Code section 182 for costs related to Nature Preserves.

The CS 8801 (CPF Stewardship) budget lines are specific to costs related to the Management and Stewardship (M&S) of acquired interests in real property purchased with Community Preservation Funds as defined by Town Law 64-e. Up to a maximum of 10% of CPF revenue can be used toward M&S. This section of the budget attempts to anticipate any and all M&S projects and expenses that will be associated with this department in a given calendar year. This budget represents a cap on spending, and any proposed budget line that is not utilized or fully expended will be absorbed into the following year's revenue for CPF land acquisitions.

In order to expend these funds, the department must also create a M&S Plan that regulates all anticipated spending in a given calendar year as per Town Law 64-e. Said Plan is an opportunity to bring transparency and additional public scrutiny of proposed projects and expenses associated with CPF Stewardship.

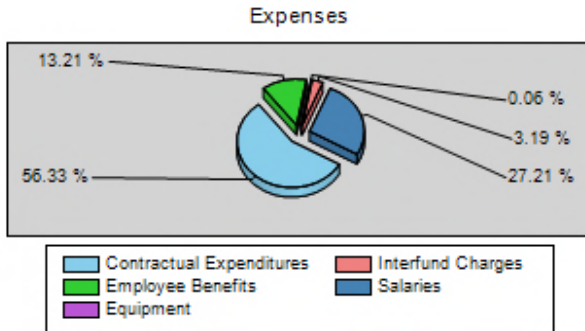
The following are additional department responsibilities:

- Facilitate the negotiation and acquisition of land on behalf of the Town Board
- Compile information for and present to the CPF Advisory Board and Town Board
- Leverage private and public funding for acquisitions (State, County, PLT, TNC Private individuals)
- Write grants for acquisitions and other projects
- Order and review appraisals and closing documents
- Write resolutions and present property information at work sessions and public hearings
- Create baseline documentation for all acquired CPF assets
- Create a management and stewardship document that governs expenditures associated with CPF acquisitions
- Create Management Plans
- Coordinate with our State, County and private partners on the management of co-owned properties
- Conduct the monitoring and management of the 1600+ acres of CPF properties with employees, other Town Departments and outside contractors as necessary
- Make presentations to civic organizations and real estate companies to help educate and inform
- Work with Fred Thiele and other law makers, as well as the other east end Towns to review and revise the CPF law, and create rules and regulations to help interpret Town law (64-e)
- Work with TNC and Peconic Land Trust toward furthering the Town's goals of land preservation
- Act as liaison and ex-officio member of the CPF Advisory Board and Nature Preserve Committee

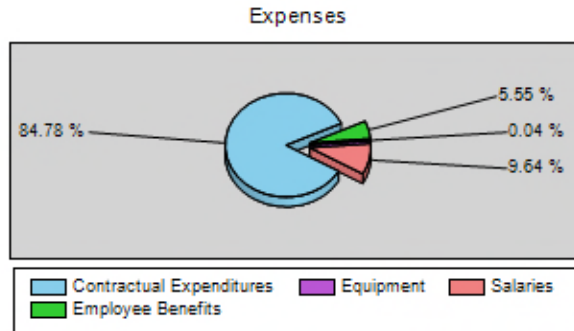
Multiple Department Summary

Department: COMMUNITY PRESERVATION FUND (CPF)

8800 - CPF ACQUISITIONS



8801 - CPF STEWARDSHIP



Key Performance Indicators	2013 Actual	2014 Actual	2015 Projected	2016 Target
Properties Appraised	34	106	75	75
Properties Identified & Researched	38	168	135	100
Properties Acquired	13	38	52	32 or as per Board
Baselines Produced-CPF	21	16	66	30
Baselines Produced-Nature Preserve	90	12	9	10
Trail Maintenance & Creation-CPF	20	20	22	25
Trail Maintenance & Creation-Nature Preserve	8	6	7	8
Projects (demolition, restorations, violations)	23	44	32	27
Plans Produced (Project Plan, M&S Plan, Management Plan)	4	2	2	5
Properties Monitored-CPF	All	277	296	311
Properties Monitored-Nature Preserve	All	531	564	579



FUND: COMMUNITY PRESERVATION REVENUES

ACCOUNT		DESCRIPTION	2013 Actual	2014 Actual	2015 Adopted	2015 Actual YTD	2016 Adopted	% Change
CA	0000	UNALLOCATED						
CA	0000	41092 REAL ESTATE TRANSFER TAX	\$28,365,451	\$31,840,256	\$18,333,959	\$20,677,355	\$15,000,000	-18.18%
CA	0000	41775 APPROPRIATED UNRESERVED SURP	\$0	\$0	\$10,538,481	\$0	\$10,000,000	-5.11%
CA	0000	41776 APPROPRIATION OF DEBT RESERVE	\$0	\$0	\$45,000	\$0	\$46,199	2.66%
CA	0000	42401 INTEREST ON INVESTMENTS	\$110,917	\$100,567	\$85,000	\$60,029	\$70,000	-17.65%
CA	0000	42410 RENTAL OF PROPERTY	\$2,824	\$2,824	\$2,500	\$100	\$250	-90.00%
CA	0000	42701 REFUNDS, PRIOR YR. APPROPRIATI	\$50	\$0	\$0	\$845	\$0	0.00%
CA	0000	42702 DONATION-LAND ACQUISITION	\$0	\$365,000	\$0	\$0	\$0	0.00%
CA	0000	42770 MISCELLANEOUS	\$0	\$0	\$0	\$5,018	\$0	0.00%
CA	0000	44960 FED. AID-STORMS	\$2,635	\$0	\$0	\$0	\$0	0.00%
CA	0000	Total	\$28,481,876	\$32,308,647	\$29,004,940	\$20,743,347	\$25,116,449	-13.41%

TOTALS:			\$28,481,876	\$32,308,647	\$29,004,940	\$20,743,347	\$25,116,449	-13.41%
----------------	--	--	---------------------	---------------------	---------------------	---------------------	---------------------	----------------



FUND: COMMUNITY PRESERVATION EXPENDITURES

ACCOUNT		DESCRIPTION	2013 Actual	2014 Actual	2015 Adopted	2015 Actual YTD	2016 Adopted	% Change
CA	1940							
		ACQUISITION OF LAND						
CA	1940	52702	\$5,624,837	\$37,366,874	\$25,000,000	\$26,662,270	\$20,905,407	-16.38%
CA	1940		\$5,624,837	\$37,366,874	\$25,000,000	\$26,662,270	\$20,905,407	-16.38%
		Total						
CA	8800							
		CPF - ACQUISITIONS						
CA	8800	51100	\$68,068	\$69,304	\$70,731	\$62,570	\$72,146	2.00%
CA	8800	51103	\$1,955	\$2,040	\$2,125	\$0	\$2,210	4.00%
CA	8800	51200	\$4,795	\$3,223	\$7,570	\$3,914	\$11,034	45.76%
CA	8800	52450	\$200	\$1,162	\$200	\$0	\$200	0.00%
CA	8800	54100	\$567	\$583	\$800	\$468	\$800	0.00%
CA	8800	54150	\$0	\$0	\$0	\$0	\$5,000	100.00%
CA	8800	54200	\$0	\$0	\$650	\$0	\$1,000	53.85%
CA	8800	54300	\$0	\$0	\$0	\$0	\$0	0.00%
CA	8800	54500	\$0	\$0	\$0	\$0	\$0	0.00%
CA	8800	54520	\$9,000	\$9,150	\$10,000	\$0	\$20,000	100.00%
CA	8800	54709	\$254	\$254	\$273	\$226	\$283	3.42%
CA	8800	54950	\$57,030	\$100,775	\$100,000	\$56,250	\$100,000	0.00%
CA	8800	54951	\$0	\$0	\$50,000	\$38,105	\$50,000	0.00%
CA	8800	55050	\$0	\$0	\$10,000	\$0	\$10,000	0.00%
CA	8800	59010	\$15,082	\$17,018	\$15,629	\$3,006	\$13,485	-13.72%
CA	8800	59030	\$5,724	\$5,704	\$6,153	\$5,086	\$6,363	3.42%
CA	8800	59060	\$17,225	\$17,509	\$19,227	\$15,393	\$19,834	3.16%
CA	8800	59090	\$1,380	\$1,426	\$1,473	\$1,206	\$1,489	1.07%
CA	8800		\$181,279	\$228,147	\$294,832	\$186,225	\$313,844	6.45%
		Total						
CA	9000							
		EMPLOYEE BENEFITS						
CA	9000	59010	\$0	\$0	\$0	\$0	\$0	0.00%
CA	9000	59030	\$0	\$0	\$0	\$0	\$0	0.00%
CA	9000	59060	\$0	\$0	\$0	\$0	\$1,320	100.00%
CA	9000	59090	\$0	\$0	\$0	\$0	\$0	0.00%
CA	9000		\$0	\$0	\$0	\$0	\$1,320	100.00%
		Total						
CA	9710							
		SERIAL BONDS						
CA	9710	56000	\$1,056,452	\$1,100,806	\$1,149,194	\$1,149,194	\$1,205,645	4.91%
CA	9710	57001	\$834,143	\$788,301	\$740,490	\$49,955	\$612,571	-17.27%
CA	9710		\$1,890,595	\$1,889,107	\$1,889,684	\$1,199,149	\$1,818,216	-3.78%
		Total						
CA	9720							
		DEBT - EFC						
CA	9720	56002	\$685,000	\$695,000	\$710,000	\$710,000	\$735,000	3.52%
CA	9720	57000	\$179,294	\$156,451	\$128,260	\$128,257	\$108,412	-15.47%
CA	9720		\$864,294	\$851,451	\$838,260	\$838,257	\$843,412	0.61%
		Total						
Total CPF-ACQUISITIONS			\$8,561,005	\$40,335,579	\$28,022,776	\$28,885,901	\$23,882,199	-14.78%



FUND: COMMUNITY PRESERVATION EXPENDITURES

ACCOUNT		DESCRIPTION	2013 Actual	2014 Actual	2015 Adopted	2015 Actual YTD	2016 Adopted	% Change
CA	8801							
		CPF - STEWARDSHIP						
CA	8801	51100	\$74,190	\$75,875	\$101,164	\$83,306	\$105,604	4.39%
CA	8801	51103	\$2,130	\$2,140	\$2,150	\$0	\$2,310	7.44%
CA	8801	51200	\$5,371	\$3,223	\$7,570	\$5,559	\$11,034	45.76%
CA	8801	52450	\$200	\$133	\$200	\$200	\$200	0.00%
CA	8801	52600	\$65	\$0	\$240	\$240	\$240	0.00%
CA	8801	54100	\$500	\$567	\$700	\$380	\$700	0.00%
CA	8801	54300	\$0	\$0	\$0	\$0	\$0	0.00%
CA	8801	54500	\$283,062	\$99,108	\$750,000	\$20,050	\$1,000,000	33.33%
CA	8801	54520	\$9,364	\$31,186	\$40,000	\$13,362	\$40,000	0.00%
CA	8801	54560	\$175	\$290	\$1,200	\$37	\$1,200	0.00%
CA	8801	54562	\$923	\$994	\$1,200	\$641	\$800	-33.33%
CA	8801	54600	\$173	\$0	\$200	\$71	\$0	-100.00%
CA	8801	54709	\$278	\$276	\$377	\$302	\$397	5.19%
CA	8801	54712	\$0	\$0	\$4,000	\$154	\$2,000	-50.00%
CA	8801	54731	\$0	\$586	\$500	\$129	\$500	0.00%
CA	8801	54850	\$654	\$495	\$1,200	\$489	\$1,200	0.00%
CA	8801	54980	\$0	\$0	\$0	\$0	\$0	0.00%
CA	8801	54995	\$0	\$0	\$0	\$0	\$0	0.00%
CA	8801	55100	\$0	\$0	\$2,500	\$0	\$0	-100.00%
CA	8801	55150	\$0	\$0	\$0	\$0	\$0	0.00%
CA	8801	55200	\$0	\$0	\$0	\$0	\$0	0.00%
CA	8801	59010	\$16,206	\$18,321	\$21,515	\$4,379	\$19,006	-11.66%
CA	8801	59030	\$6,250	\$6,215	\$8,483	\$6,798	\$8,923	5.19%
CA	8801	59060	\$22,291	\$22,659	\$36,192	\$27,165	\$37,335	3.16%
CA	8801	59090	\$1,785	\$1,845	\$2,773	\$2,200	\$2,802	1.07%
CA	8801	59999	\$0	\$0	\$0	\$0	\$0	0.00%
CA	8801							
		Total CPF-STEWARDSHIP	\$423,616	\$263,914	\$982,164	\$165,463	\$1,234,251	25.67%
TOTALS			\$8,984,621	\$40,599,493	\$29,004,940	\$29,051,365	\$25,116,449	-13.41%

Department Position Costing Summary

Budget Year: 2016

Department:	CPF - ACQUISITIONS	Stage:	Adopted Budget
Scenario:	Main	Status:	Active
Function:	HOME & COMMUNITY SERVICES		
Division:	COMMUNITY PRESERVATION FUND		

Full-Time Positions	Profile Name	Pay Grade	Step	Total Salary	Total Benefits	Salary + Benefits	FTE
LAND MANAGEMENT SPEC III	DH	0693-1580	1	72,146	41,201	113,347	0.85
Total Full-Time				72,146	41,201	113,347	0.85

Part-Time Positions	Profile Name	Pay Grade	Step	Total Salary	Total Benefits	Salary + Benefits	FTE
PT CLERK TYPIST	PT	21PT-1898	1	7,722	2,198	9,920	0.25
<i>Promotion to PT Administrative Assistant</i>				3,312	265	3,577	
Total Part-Time				11,034	2,463	13,496	0.25

Grand Total				83,179	43,664	126,843	1.10
--------------------	--	--	--	---------------	---------------	----------------	-------------

Department Position Costing Summary

Budget Year: 2016

Department:	CPF - STEWARDSHIP	Stage:	Adopted Budget
Scenario:	Main	Status:	Active
Function:	HOME & COMMUNITY SERVICES		
Division:	COMMUNITY PRESERVATION FUND		

Full-Time Positions	Profile Name	Pay Grade	Step	Total Salary	Total Benefits	Salary + Benefits	FTE
ENVIRONMENTAL TECHNICIAN	CSEA	22	0	24,928	18,648	43,575	0.50
<i>Promotion to Environmental Analyst</i>		25	0	1,928	472	2,400	
LAND MANAGEMENT SPEC III	DH	0693-1580	1	8,488	4,847	13,335	0.10
SENIOR ENVIRONMENTAL ANALYST	CSEA	31	4	70,261	44,343	114,603	1.00
Total Full-Time				105,604	68,309	173,914	1.60

Part-Time Positions	Profile Name	Pay Grade	Step	Total Salary	Total Benefits	Salary + Benefits	FTE
PT CLERK TYPIST	PT	21PT-1898	1	7,722	2,198	9,920	0.25
<i>Promotion to PT Administrative Assistant</i>				3,312	265	3,577	
Total Part-Time				11,034	2,463	13,496	0.25

Grand Total				116,638	70,772	187,410	1.85
--------------------	--	--	--	----------------	---------------	----------------	-------------

2015

PART 5 OF ASSOSSOR'S REPORT (FORM AR-5)
FOR THE ASSESSMENT ROLL COMPLETED IN 2015
DETAIL LIST OF EXEMPT PROPERTY

GRAND TOTAL OF EXEMPT PROPERTY

Exemption Code & Description	# of Parcel	Assessed Value	Exemption Value
12100 NYS-generally	104	\$2,966,813.00	\$2,966,813.00
12350 Public Authority -state	23	\$899,167.00	\$899,167.00
13100 Co - (generally)	148	\$1,288,860.00	\$1,288,860.00
13500 Town (generally)	903	\$4,123,520.00	\$4,123,520.00
13650 Vg - (generally)	58	\$724,100.00	\$724,100.00
13660 Vg - Cemetery Land	2	\$16,000.00	\$16,000.00
13800 School District	15	\$2,723,525.00	\$2,723,525.00
13890 Mun Pub Auth-no Specific	47	\$997,299.00	\$997,299.00
14100 Usa Generally	19	\$767,180.00	\$767,180.00
14110 Usa - Specified Uses	1	\$41,750.00	\$41,750.00
18080 Mun Hsg Auth	1	\$63,600.00	\$63,600.00
19950 Municipal Railroad	21	\$91,490.00	\$91,490.00
21600 Res Of Clergy-relig Corp	12	\$499,075.00	\$499,075.00
25110 Nonprof Corp-relig (const	22	\$369,920.00	\$369,920.00
25120 Nonprof Corp-educl (const	7	\$315,650.00	\$315,650.00
25230 Nonprof Corp-moral/mental	3	\$23,600.00	\$23,600.00
25300 Nonprof Corp-specified Us	152	\$1,562,795.00	\$1,562,795.00
25600 Non Profit Medical Corpor	1	\$52,800.00	\$52,800.00
27200 Railroad - Subsidized	2	\$3,800.00	\$3,800.00
27350 Privately Owned Cemetery	10	\$19,350.00	\$19,350.00
33201 Tax Sale County Only	6	\$8,550.00	\$8,550.00
38260 Mun Hsng Auth-nys Aided	1	\$30,000.00	\$26,150.00
41101 Vets Eligible Funds (v1)	325	\$2,019,758.00	\$843,707.00
41121 Vet Non-combat (v2)	356	\$2,686,600.00	\$136,858.00
4112405 Vet Non-combat (v2)	18		\$1,584.00
41131 Vet Combat (v3)	281	\$1,905,733.00	\$178,741.00
4113405 Vet Combat (v3)	20		\$2,920.00
41141 Vet Disability (v4)	35		\$29,291.00
4114405 Vet Disability (v4)	4		\$1,168.00
41161 Cold War Veteran (v6)	12	\$67,380.00	\$1,056.00
41300 Veteran Paraplegic (v5)	2	\$17,700.00	\$17,700.00
41400 Clergy (c1)	19	\$116,450.00	\$28,500.00
41640 Vol.Fire/Amb worker(f1)	62	\$395,099.00	\$41,296.00
41641 Vol.Fire/Amb worker(f2)	261	\$1,222,558.00	\$162,051.00
41644 Vol.Fire/Amb worker(f3)	261		\$164,188.00
41700 Agricultural Building (a1)	7	\$54,850.00	\$29,650.00
41720 Ag Dist-county (a2)	22	\$98,595.00	\$77,960.00
41730 Ag Lnd IndvNot in AgDi(a3)	7	\$63,130.00	\$16,145.00

2015

PART 5 OF ASSESSOR'S REPORT (FORM AR-5)
 FOR THE ASSESSMENT ROLL COMPLETED IN 2015
 DETAIL LIST OF EXEMPT PROPERTY

41800	Persons Over Age 65 (p1)	220	\$1,064,210.00	\$466,527.00
41801	Persons Over Age 65 (p2)	151	\$5,596.00	\$264,806.00
41804	Persons Over Age 65 (p5)	151		\$331,753.00
41834	Star-senior (s1)	1,064	\$2,722,033.00	\$900,711.00
41844	Star-senior-manf Home(s2)	14		\$11,008.00
41854	Star-basic (s3)	2,420	\$12,618,899.00	\$944,280.00
41864	Star-basic-manf Home(s4)	5	\$129,827.00	\$15,139.00
41930	Disabled-limited Income(d1)	9	\$38,963.00	\$18,629.00
41931	Disabled-limited Income(d2)	5	\$15,925.00	\$7,403.00
41934	Disabled-limited Income(d5)	5		\$7,403.00
48660	Housing Development Fund	6	\$114,775.00	\$114,775.00
49500	Solar - Wind Energy (e1)	64	\$554,063.00	\$12,418.00

 GRAND TOTAL OF EXEMPT PROPERTY

\$22,412,661.00

**Amagansett Fire District
Board of Fire Commissioners
439 Main Street
P.O. Box 50
Amagansett, NY 11930
(631) 267-3300 Fax (631) 267-3302**

**Daniel R. Shields II, Chairman
J. Kent Howie, Co-Chairman
John M. Emptage, Commissioner**

**Carl Hamilton, Commissioner
William A. Vorpahl, Jr., Commissioner
Jessica Cantwell, Secretary/Treasurer**

Amagansett Fire District – 2016 Final Budget

Personnel:	\$354,987.00
Apparatus & Equipment:	\$127,500.00
Building Maintenance:	\$340,000.00
Professional Service:	\$ 31,000.00
Other Contractual:	\$212,549.00
Utilities:	\$ 40,000.00
Employee Benefits:	\$454,500.00
Payments on Bonds:	\$225,750.00
Reserve Funds:	\$160,000.00


Total Appropriations: \$1,946,286.00


Less Estimated Revenues

Income:	\$115,000.00
Promised Land Protection District:	\$292,916.00

Total Estimated Revenues: \$407,916.00

Amount to be raised by Real Property Taxes: \$1,538,370.00




**Jessica L. Cantwell
Secretary/Treasurer**

**Amagansett Fire District
Board of Fire Commissioners
439 Main Street
P.O. Box 50
Amagansett, NY 11930
(631) 267-3300 Fax (631) 267-3302**


**Daniel R. Shields II, Chairman
J. Kent Howie, Co-Chairman
John M. Emptage, Commissioner**


**Carl Hamilton, Commissioner
William A. Vorpahl, Jr., Commissioner
Jessica Cantwell, Secretary/Treasurer**

Amagansett Fire District – 2015 Capital Reserve Funds

New Truck Reserve Fund:	\$439,839.16
Building Reserve Fund:	\$405,876.63
Total Reserve Funds:	\$845,715.79

The Board of Fire Commissioner's certify that the fund balances are equal to \$845,715.79 as of October 21, 2015.


Jessica L. Cantwell
Secretary/Treasurer



APPORTIONMENT OF JOINT FIRE DISTRICT TAX LEVY

YEAR- 2015-2016 DATE- November 10, 2015

FIRE DISTRICT NAME- **BRIDGEHAMPTON**

TOWNS OF- **SOUTHAMPTON and EAST HAMPTON**

TOTAL AMOUNT TO BE LEVIED IN JOINT DISTRICT- \$3,019,229.00

TOWN	EQUALIZATION RATE	ASSESSED VALUE	FULL VALUE	APPORTION RATE
SOUTHAMPTON	100.00	\$ 14,809,196,075.00	\$ 14,809,196,075.00	0.000182869724324
EAST HAMPTON	0.64	\$ 10,886,880.00	\$ 1,701,075,000.00	0.000182869724324

SOUTHAMPTON SHARE \$2,708,154.00

EAST HAMPTON SHARE- \$311,075.00

TOTAL TO BE LEVIED IN DISTRICT- \$3,019,229.00

Jason Richberg
Clerk of the Suffolk County Legislature

BRIDGEHAMPTON FIRE DISTRICT

64 SCHOOL STREET, P.O. BOX 958

BRIDGEHAMPTON, N.Y. 11932

PROPOSED BUDGET FOR FISCAL YEAR COMMENCING JAN. 1, 2016 & ENDING DECEMBER 31, 2016
TOWNS OF SOUTHAMPTON & EAST HAMPTON
STATE OF NEW YORK

Salaries:

Custodian	\$	58,813.20
Asst. Clerk/Typist.....	\$	30,000.00
Paramedics/EMT CC's.....	\$	280,000.00
Deputy Treasurer		0.00
Treasurer		0.00
Secretary		0.00
	\$	<u>368,313.20</u>

Office Supplies:

Printing	\$	5,000.00
Postage		2,000.00
Subscriptions		500.00
Computer		2,000.00
Office Supplies		2,000.00
Copier		2,500.00
Miscellaneous Expense		1,000.00
	\$	<u>15,000.00</u>

Uniforms & Badges:

Uniforms	\$	10,000.00
Badges		2,000.00
	\$	<u>12,000.00</u>

Department Services:


Physicals	\$	20,000.00
Respirator Fit Tests		1,800.00
Annual Inspection		40,000.00
	\$	<u>61,800.00</u>

Travel:

Conventions	\$	5,000.00
	\$	<u>5,000.00</u>

Elections:

Board of Elections	\$	500.00
Election Tellers		500.00
	\$	<u>1,000.00</u>



BRIDGEHAMPTON FIRE DISTRICT

64 SCHOOL STREET, P.O. BOX 958

BRIDGEHAMPTON, N.Y. 11932

Association Dues:

AFD-NYS	\$	375.00
NYS-AFC		300.00
EH Town Fire Advisory		300.00
So Fork Fire Police		75.00
EH Town Fire Chiefs		250.00
NYS Vol Ambulance Assn		125.00
SCFD Assn		375.00
EH Town FD Assn		200.00
SC Fire Educators		75.00
Fire Chiefs' Council of Suffolk County		150.00
SH Town Fire Chiefs' Council		200.00
NFPA Dues		120.00
SH Town FD Assn		50.00
Peconic Fire Chiefs		100.00
SCFD Managers' Assn		25.00
SH Town EMS Advisory Committee		350.00
FASNY		280.00
	\$	<u>3,350.00</u>

Insurance:

Treasurer's Bond	\$	1,000.00
Business Auto		32,000.00
Commercial Umbrella		15,000.00
Errors & Omissions		1,000.00
Employment Practices Liability		3,500.00
Cyberinsurance		500.00
Unemployment		2,000.00
VFBL	\$	42,000.00
Disability Insurance		400.00
Comm pkg-Inland Marine		35,000.00
Life Insurance		20,000.00
	\$	<u>152,400.00</u>

Legal & Audit:

Legal	\$	36,000.00
Auditing		9,400.00
Legal Advertising		1,500.00
Appraisal - District		1,500.00
Consultant		6,500.00
LOSAP Actuary		4,000.00
Permits		2,000.00
Clerk		42,000.00
	\$	<u>102,900.00</u>

BRIDGEHAMPTON FIRE DISTRICT

64 SCHOOL STREET, P.O. BOX 958

BRIDGEHAMPTON, N.Y. 11932

Equipment Repair:

721 Mack	\$	1,000.00
2004 Seageave.....		1,000.00
7211 International		1,000.00
1989 Mack		2,000.00
1990 International		2,000.00
1972 International		2,000.00
2001 International		2,000.00
7212 Tanker		2,000.00
1977 Dodge		1,000.00
2001 Dodge		2,000.00
1991 Seagrave		2,000.00
1955 Mack		2,000.00
2003 Suburban		2,000.00
2004 Expedition		2,000.00
2005 Chevrolet		2,000.00
2008 Suburban		2,000.00
2008 Ford Van		1,000.00
2007 Ford Ambulance		2,000.00
2009 Yukon		1,000.00
1922 Mack		1,000.00
2010 Expedition		1,000.00
2011 Expedition – M74861		1,000.00
2011 Expedition – R12393		1,000.00
2013 Expedition – R35689		1,000.00
Ladder Testing		1,500.00
Hose Testing		6,000.00
Firewell Repair		1,000.00
Boats		500.00
Air Pack Maintenance		4,000.00
Generator		2,000.00
Radio Repair		4,000.00
Compressor Maintenance		5,000.00
Miscellaneous Equipment		4,000.00
	\$	65,000.00

Gas/Diesel Fuel:

Gas	\$	11,500.00
Diesel		8,000.00
	\$	19,500.00

BRIDGEHAMPTON FIRE DISTRICT

64 SCHOOL STREET, P.O. BOX 958

BRIDGEHAMPTON, N.Y. 11932

Telephone:

Answering Service	\$	135,000.00
537-1909		2,000.00
537-0336		2,000.00
537-5936		2,000.00
324-4477		2,000.00
283-2609		1,000.00
Optimum-On-Line		2,000.00
Cellular		200.00
Ambulance Phones		5,000.00
	\$	<u>151,200.00</u>

Electric & Natural Gas:

Firewells	\$	5,200.00
New Firehouse - Electric		24,000.00
Old Firehouse - Electric		1,800.00
Sirens		500.00
New Firehouse - Gas		6,000.00
Old Firehouse - Gas		3,500.00
	\$	<u>41,000.00</u>

Training:

Tuition	\$	5,500.00
Remote Training		500.00
Training		10,000.00
	\$	<u>16,000.00</u>

Hydrants:

Hydrants	\$	55,000.00
Well.....		15,000.00
	\$	<u>70,000.00</u>

Payroll Taxes :

Payroll Taxes	\$	8,000.00
	\$	<u>8,000.00</u>

BRIDGEHAMPTON FIRE DISTRICT

64 SCHOOL STREET, P.O. BOX 958

BRIDGEHAMPTON, N.Y. 11932

Equipment:

Fire Equipment	\$ 25,000.00
Air Exhaust Equipment	100,000.00
Rescue Equipment	5,000.00
Fire Police Equipment	5,000.00
Radio Repeaters.....	210,000.00
Radios	50,000.00
Turn Out Gear	25,000.00
Scott Paks/Air Bottles	25,000.00
Fire Hose	20,000.00
Packard Equipment	5,000.00
Mack Equipment	10,000.00
Light & Hose Equipment	5,000.00
Rehab Truck Equipment	1,000.00
Tanker Equipment	1,000.00
	<u>1,000.00</u>
	\$ 487,000.00

EMS Budget Line

Ambulance Equipment	\$ 68,000.00
Ambulance Supplies	\$ 30,000.00
Ambulance Maintenance	\$ 6,000.00
Oxygen	\$ 2,500.00
EMS Equipment Maintenance	\$ <u>15,000.00</u>
	\$ 121,500.00

Building & Grounds:

Maintenance	\$ 65,000.00
Renovation.....	25,000.00
Furniture.....	10,000.00
Refuse Removal	4,000.00
Fire Alarm	500.00
Little League Field	300.00
Security Maintenance Contract	4,000.00
Coffee	700.00
Water	450.00
Snow Plowing	3,000.00
Red Alert Maintenance Contract	6,000.00
Computer Maintenance Contract	12,000.00
Lawn Equipment Maintenance	2,000.00
Mechanical Repair	1,700.00
Tree Maintenance	2,500.00
Paper Goods	<u>1,500.00</u>
	\$ 138,650.00

BRIDGEHAMPTON FIRE DISTRICT

64 SCHOOL STREET, P.O. BOX 958
BRIDGEHAMPTON, N.Y. 11932

Workman's Compensation Insurance:

VFBL	\$ 42,000.00
Disability Insurance	400.00
	<u>\$ 42,400.00</u>

Medical Insurance:

Medical/Hospital	\$ 12,000.00
	<u>\$ 12,000.00</u>

Bonds:

Principal – Renovations Fire House	\$ 100,919.85
Interest – Renovations Fire House	\$ 19,233.17
Principal – Pulver.....	\$ 225,000.00
Interest – Pulver	79,062.50
	<u>\$ 424,215.52</u>

Funds Transfers:

General to Capital Reserve	\$ 350,000.00
General to Building Reserve	250,000.00
	<u>\$ 600,000.00</u>

LOSAP\$ 49,000.00

Contingency

Contingency.....\$ 52,000.00


2 NEW Ambulances\$ 350,000.00


TOTAL BUDGET:\$ 3,369,228.72

Total from Reserve Fund(\$ 350,000.00)


TOTAL TO BE RAISED BY TAX\$ 3,019,228.72

I, Earl Gandel, Treasurer of the Bridgehampton Fire District, hereby certify that the Board of Fire Commissioners approved a proposed budget on September 22, 2015 in the amount of \$ 3,369,228.72 for the fiscal year 2016. The amount of revenue from taxes raised shall be \$ 3,019,228.72. The anticipated expenditures for 2016 are \$ 3,369,228.72. The itemized list of anticipated expenses listed above is correct.



Earl Gandel,
Treasurer of the Bridgehampton Fire District

 11/4/2015
SHELLEY GUERRERO
NOTARY PUBLIC-STATE OF NEW YORK
No. 01GU6329839
Qualified in Suffolk County
My Commission Expires August 31, 2019

The undersigned, Secretary/Treasurer of the Montauk Fire District, in the Town of East Hampton does hereby certify that the attached document is a true and correct copy of the budget adopted by the Montauk Fire District for the fiscal year 2016, after a Public Hearing on October 20, 2015.



Terri Czeczotka
District Secretary/Treasurer



**MONTAUK FIRE DISTRICT
2016 BUDGET SUMMARY**

Total Appropriations		\$2,048,279.00
Less:		
Estimated Revenues	\$157,011.00	
Estimated Prior Years Unexpended	\$120,000.00	\$277,011.00
Amount to be Raised by Real Property Taxes		\$1,771,268.00

TAX APPORTIONMENT

(to be used when fire district is in more than one town)

	<u>Town</u>	<u>Apportioned Tax</u>
East Hampton		\$1,771,268.00

Total apportioned **\$1,771,268.00**

I certify that the Estimates were approved by the fire commissioners on 9/23/15


Fire District Secretary

Montauk Fire District Budget Worksheet for 2016 Estimated Revenues

	Actual 2012	Actual 2013	Actual 2014	Adopted 2015	Modified 2015	YTD 12/2015	Estimate 2016	Adopted 2016
010 Gen. Fund Receipts								
001 Real Property Taxes	1,429,176.91	1,458,115.10	1,696,092.68	1,709,844.00	1,709,844.00	1,709,867.59	1,771,268.00	
002 Pilot	0.00	0.00	0.00	0.00	0.00	11,203.12	0.00	
010 Fire Protection	132,581.00	135,233.00	137,938.00	140,697.00	140,697.00	140,697.00	143,511.00	
011 Alarm Fees	17,552.50	1,540.00	8,120.00	10,000.00	10,000.00	3,570.00	10,000.00	
021 Int. & Earn. Mmkt	1,304.52	1,206.92	1,213.29	1,500.00	1,500.00	865.50	1,500.00	
024 Int. & Earn. Cd's	0.00	0.00	0.00	0.00	0.00	0.00	0.00	
025 Int&earn Bnb Mmkt	0.00	0.00	0.00	0.00	0.00	0.00	0.00	
027 Local Sources - County	0.00	0.00	0.00	0.00	0.00	0.00	0.00	
028 Refund Prior Year Expense	0.00	0.00	2,482.97	0.00	0.00	350.00	0.00	
040 Unc. Rev. Pay Phones	0.00	0.00	0.00	0.00	0.00	0.00	0.00	
049 State & Federal Grants	0.00	1,000.00	23,662.00	0.00	0.00	0.00	0.00	
051 Miscellaneous Revenues	8,395.87	674.32	580.48	2,000.00	2,000.00	150.00	2,000.00	
090 Opening Balances	525,367.71	552,434.37	612,680.51	0.00	0.00	670,169.17	0.00	
091 Accts Receivable - Prior Year	0.00	13,186.37	7,978.80	0.00	0.00	15,867.60	0.00	
099 Interfund Transfers - Reserves	86,720.00	214,300.00	0.00	0.00	0.00	0.00	0.00	
<u>Subtotal</u>	2,201,098.51	2,377,690.08	2,490,748.73	1,864,041.00	1,864,041.00	2,552,739.98	1,928,279.00	
011 Appropriated Fund Balance								
001 Appropriated Fund Balance	0.00	0.00	0.00	0.00	0.00	0.00	120,000.00	
<u>Subtotal</u>	0.00	0.00	0.00	0.00	0.00	0.00	120,000.00	
<u>Grand Total</u>	2,201,098.51	2,377,690.08	2,490,748.73	1,864,041.00	1,864,041.00	2,552,739.98	2,048,279.00	

Montauk Fire District Budget Worksheet for 2016 Appropriations

	Actual 2012	Actual 2013	Actual 2014	Adopted 2015	Modified 2015	YTD 12/2015	Estimate 2016	Adopted 2016
110 Salaries & Pension								
001 Net Pay	105,325.81	176,814.63	219,487.54	0.00	0.00	140,534.34	0.00	
002 Overtime Allotment	0.00	0.00	0.00	6,000.00	6,000.00	0.00	6,000.00	
003 Becker, Brent	0.00	0.00	0.00	53,550.00	53,550.00	0.00	57,000.00	
004	0.00	0.00	0.00	0.00	0.00	0.00	0.00	
005 Subsitute custodian	0.00	0.00	0.00	2,500.00	2,500.00	0.00	2,500.00	
006 Czeczotka, Terri	0.00	0.00	0.00	57,324.00	57,324.00	0.00	60,300.00	
007 Martin, Rex	0.00	0.00	0.00	46,059.00	46,059.00	0.00	48,000.00	
008	0.00	0.00	0.00	0.00	0.00	0.00	0.00	
014	0.00	0.00	0.00	0.00	0.00	0.00	0.00	
016 ALS First Responders	0.00	250.00	0.00	150,000.00	150,000.00	0.00	227,760.00	
050 Combined Life Insurance	2,536.30	2,633.85	2,663.85	0.00	0.00	1,613.25	2,000.00	
999 T&A	0.00	0.00	0.00	0.00	0.00	0.00	0.00	
<u>Subtotal</u>	107,862.11	179,698.48	222,151.39	315,433.00	315,433.00	142,147.59	403,560.00	

Montauk Fire District Budget Worksheet for 2016 Appropriations

	Actual 2012	Actual 2013	Actual 2014	Adopted 2015	Modified 2015	YTD 12/2015	Estimate 2016	Adopted 2016
200 Capital Items								
001 Heavy Rescue Equipment	0.00	0.00	233.20	5,000.00	5,000.00	0.00	4,000.00	
002 Dive Equipment	0.00	0.00	0.00	1,000.00	1,000.00	0.00	0.00	
003 Capital Equipment	0.00	170,393.95	0.00	0.00	0.00	0.00	0.00	
004 Turnout Gear	24,295.21	10,837.12	14,441.21	37,434.00	37,434.00	10,876.29	35,000.00	
005 Brick Sign	0.00	0.00	0.00	5,000.00	5,000.00	0.00	5,000.00	
006	0.00	0.00	0.00	0.00	0.00	0.00	0.00	
007	0.00	0.00	0.00	0.00	0.00	0.00	0.00	
008	0.00	0.00	0.00	0.00	0.00	0.00	0.00	
009	8,879.22	0.00	0.00	0.00	0.00	0.00	0.00	
010 Office Equipment	1,260.91	399.98	1,516.57	2,000.00	2,000.00	856.29	2,000.00	
011	0.00	0.00	0.00	0.00	0.00	0.00	0.00	
012	184,613.79	0.00	0.00	0.00	0.00	0.00	0.00	
Subtotal	219,049.13	181,631.05	16,190.98	50,434.00	50,434.00	11,732.58	46,000.00	
210 Office Supplies								
001	0.00	0.00	0.00	0.00	0.00	0.00	0.00	
002 Office Supplies	2,598.00	2,258.13	2,229.08	2,500.00	2,500.00	530.68	2,500.00	
003 Publications	1,013.56	839.00	471.00	1,500.00	1,500.00	487.14	1,000.00	
004 Internet Service	718.94	719.40	779.35	1,000.00	1,000.00	359.70	1,000.00	
005	0.00	0.00	0.00	0.00	0.00	0.00	0.00	
Subtotal	4,330.50	3,816.53	3,479.43	5,000.00	5,000.00	1,377.52	4,500.00	

Montauk Fire District Budget Worksheet for 2016 Appropriations

	Actual 2012	Actual 2013	Actual 2014	Adopted 2015	Modified 2015	YTD 12/2015	Estimate 2016	Adopted 2016
220 Postage								
001 Shipping & Postage	510.31	1,244.16	1,180.77	1,500.00	1,500.00	182.69	1,500.00	[]
Subtotal	510.31	1,244.16	1,180.77	1,500.00	1,500.00	182.69	1,500.00	[]
230 Conventions								
001 Nys Fire Dist Conv.	318.87	2,308.90	1,736.60	2,300.00	2,300.00	436.36	2,200.00	[]
002 NYS Fire Chiefs Conv	0.00	0.00	0.00	0.00	0.00	0.00	0.00	[]
003 EMS Conf.	6,182.91	8,075.87	2,048.00	10,000.00	10,000.00	0.00	10,000.00	[]
004 FireFighter Conf.-Indy	23,903.27	21,679.31	13,954.22	25,000.00	25,000.00	2,400.00	25,000.00	[]
005	0.00	0.00	0.00	0.00	0.00	0.00	0.00	[]
Subtotal	30,405.05	32,064.08	17,738.82	37,300.00	37,300.00	2,836.36	37,200.00	[]
240 Training								
001 Books & Videos	787.94	97.94	1,140.00	1,000.00	1,000.00	602.00	1,000.00	[]
002	0.00	0.00	0.00	0.00	0.00	0.00	0.00	[]
003 Drills	512.60	0.00	0.00	0.00	0.00	0.00	0.00	[]
004 EMT Classes & CME	423.00	834.00	1,960.00	2,000.00	2,000.00	1,950.00	2,000.00	[]
005 EHT Training Center	5,000.00	5,000.00	3,500.00	3,750.00	3,750.00	3,500.00	3,750.00	[]
006	0.00	0.00	0.00	0.00	0.00	0.00	0.00	[]
Subtotal	6,723.54	5,931.94	6,600.00	6,750.00	6,750.00	6,052.00	6,750.00	[]
260 Travel								
001 Travel Reimbursement	32.20	213.01	192.64	500.00	500.00	113.85	500.00	[]
Subtotal	32.20	213.01	192.64	500.00	500.00	113.85	500.00	[]

Montauk Fire District Budget Worksheet for 2016 Appropriations

	Actual 2012	Actual 2013	Actual 2014	Adopted 2015	Modified 2015	YTD 12/2015	Estimate 2016	Adopted 2016
270 Utilities								
001 Electric	26,663.22	26,466.18	30,328.18	30,000.00	30,000.00	17,014.11	30,000.00	
002 Fuel Oil	23,708.44	29,460.89	28,727.08	35,000.00	35,000.00	13,825.94	32,000.00	
003 Water	2,508.53	3,263.41	3,345.44	3,500.00	3,500.00	387.60	2,500.00	
004 Propane	1,027.98	800.47	832.53	1,000.00	1,000.00	821.75	1,000.00	
005 Gasoline	22,759.01	20,351.63	6,281.24	21,453.45	21,453.45	9,829.36	20,000.00	
006 Diesel	6,984.52	11,818.00	12,997.15	13,502.19	13,502.19	2,773.27	13,000.00	
Subtotal	83,651.70	92,160.58	82,511.62	104,455.64	104,455.64	44,652.03	98,500.00	
280 Building Repair								
001 Main Building Repair	9,759.13	14,283.11	20,429.58	37,336.20	37,336.20	32,686.27	35,000.00	
002 Sub Building Repair	127.69	0.00	0.00	2,000.00	2,000.00	0.00	2,000.00	
003 Back Garage Repair	1,204.28	2,497.50	0.00	2,000.00	2,000.00	186.75	2,000.00	
Subtotal	11,091.10	16,780.61	20,429.58	41,336.20	41,336.20	32,873.02	39,000.00	
290 Building Maintenance								
001 Buildings	27,348.57	30,156.80	30,286.10	34,475.96	34,475.96	61,537.33	35,000.00	
002 Grounds	15,856.37	20,041.91	19,391.23	27,165.60	27,165.60	28,730.60	30,000.00	
003 Elevator Contract	3,915.36	4,041.60	4,153.08	4,257.36	4,257.36	4,257.36	4,300.00	
004 Fire Detection System	4,744.75	5,267.00	4,775.04	4,942.64	4,942.64	693.00	5,000.00	
005	0.00	0.00	0.00	0.00	0.00	0.00	0.00	
006 Generator repair	660.85	1,120.85	1,419.71	2,000.00	2,000.00	1,423.90	2,000.00	
007	0.00	0.00	0.00	0.00	0.00	0.00	0.00	
008	0.00	0.00	0.00	0.00	0.00	0.00	0.00	
Subtotal	52,525.90	60,628.16	60,025.16	72,841.56	72,841.56	96,642.19	76,300.00	

Montauk Fire District Budget Worksheet for 2016 Appropriations

	Actual 2012	Actual 2013	Actual 2014	Adopted 2015	Modified 2015	YTD 12/2015	Estimate 2016	Adopted 2016
310 Apparatus/Equip. Service & Repair								
001 Scuba	0.00	189.66	0.00	0.00	0.00	0.00	0.00	
002 Oxygen	8,592.19	5,608.70	5,252.80	8,405.50	8,405.50	3,400.30	8,000.00	
003 Extinguishers	552.00	1,355.65	609.00	1,000.00	1,000.00	0.00	1,000.00	
004 MSA repairs	12,584.32	5,555.91	8,629.54	6,500.00	6,500.00	2,229.79	6,500.00	
005 Equipment	2,126.99	2,913.79	9,481.68	5,000.00	5,000.00	2,814.55	5,000.00	
006 Boat	275.00	0.00	0.00	1,000.00	1,000.00	407.89	1,000.00	
007 9-3-12 Department pickup	83.50	86.50	208.79	1,500.00	1,500.00	1,194.96	1,500.00	
008 9-3-1 Pumper	13,316.98	3,993.80	2,896.97	8,968.07	8,968.07	12,298.82	10,000.00	
009 9-3-2 Heavy rescue	10,201.39	3,105.77	4,518.89	4,031.93	4,031.93	1,284.92	3,000.00	
010 9-3-3 Hose/pumper	1,904.43	3,795.26	5,262.02	5,000.00	5,000.00	50.00	5,000.00	
011 9-3-4 Pumper	8,747.81	3,180.86	6,108.75	6,000.00	6,000.00	5,576.47	6,000.00	
012 9-3-5 Tanker/pumper	1,631.81	7,702.89	3,866.25	6,000.00	6,000.00	614.16	6,000.00	
013	0.00	0.00	0.00	0.00	0.00	0.00	0.00	
014 9-3-7 Tanker/pumper	6,002.24	1,669.32	6,509.86	4,000.00	4,000.00	1,171.34	4,000.00	
015 9-3-8 Brush truck	2,073.29	10,964.01	10,788.43	2,000.00	2,000.00	337.28	2,000.00	
017	2,528.03	1,338.58	0.00	0.00	0.00	0.00	0.00	
018 9-3-9 Brat/brush truck	1,026.88	3,491.39	3,309.47	2,000.00	2,000.00	50.00	2,000.00	
019 9-3-14 Ladder Truck	14,240.69	10,310.29	13,635.02	10,000.00	10,000.00	2,508.50	8,000.00	
020 9-3-15 District Truck	3,369.80	393.35	435.83	1,500.00	1,500.00	139.39	1,500.00	
021 9-3-16 Ambulance	2,193.23	709.70	848.96	3,951.55	3,951.55	1,373.89	4,000.00	
022 9-3-17 Ambulance	5,039.99	12,300.33	1,281.67	2,000.00	2,000.00	1,925.84	2,000.00	
023 9-3-18 Ambulance	4,419.40	10,061.58	2,903.48	4,048.45	4,048.45	4,252.49	4,000.00	
024 9-3-19 District Van	3,238.64	590.76	225.49	3,000.00	3,000.00	1,429.70	2,000.00	
025 9-3-30 Chief	390.61	912.63	1,916.64	2,500.00	2,500.00	122.50	2,500.00	
026 9-3-31 1st Asst. Chief	606.70	1,584.75	649.85	3,000.00	3,000.00	2,679.47	2,500.00	
027 9-3-80 1st Responder	1,327.57	2,748.80	270.07	2,500.00	2,500.00	1,075.77	2,500.00	
028	0.00	0.00	0.00	0.00	0.00	0.00	0.00	

Montauk Fire District Budget Worksheet for 2016 Appropriations

	Actual 2012	Actual 2013	Actual 2014	Adopted 2015	Modified 2015	YTD 12/2015	Estimate 2016	Adopted 2016
029 service contract ambulances	4,989.00	3,505.98	4,696.00	3,094.50	3,094.50	3,218.25	3,500.00	
030 9-3-32 2nd Asst. Chief	1,601.35	4,946.10	703.76	3,000.00	3,000.00	748.76	2,000.00	
031	0.00	0.00	0.00	0.00	0.00	0.00	0.00	
Subtotal	113,063.84	103,016.36	95,009.22	100,000.00	100,000.00	50,905.04	95,500.00	
340 Association Dues								
001 EH Town Chiefs	250.00	250.00	250.00	345.00	345.00	345.00	345.00	
002 EH Town Fire Districts	200.00	0.00	200.00	250.00	250.00	250.00	250.00	
003 EH Town Fire Advisory	300.00	0.00	300.00	300.00	300.00	300.00	300.00	
004 NYS Fire Districts	375.00	375.00	400.00	450.00	450.00	400.00	450.00	
005 NFPA	165.00	165.00	165.00	150.00	150.00	0.00	150.00	
006 FASNY	1,240.00	1,180.00	1,200.00	80.00	80.00	0.00	1,080.00	
007 NYS Fire Police	0.00	0.00	0.00	100.00	100.00	0.00	100.00	
008	0.00	0.00	0.00	0.00	0.00	0.00	0.00	
009 SC Fire Police	0.00	0.00	0.00	50.00	50.00	0.00	50.00	
010 Associated Yearly Dues	560.00	780.00	880.00	875.00	875.00	875.00	875.00	
Subtotal	3,090.00	2,750.00	3,395.00	2,600.00	2,600.00	2,170.00	3,600.00	

Montauk Fire District Budget Worksheet for 2016 Appropriations

	Actual 2012	Actual 2013	Actual 2014	Adopted 2015	Modified 2015	YTD 12/2015	Estimate 2016	Adopted 2016
350 Communications								
001 Dispatch	141,811.00	147,484.00	186,361.00	191,361.00	191,361.00	186,361.00	193,815.00	
002	0.00	0.00	0.00	0.00	0.00	0.00	0.00	
003	0.00	0.00	0.00	0.00	0.00	0.00	0.00	
004 Pager Repair	2,317.88	1,895.00	1,672.88	2,500.00	2,500.00	0.00	2,000.00	
005 Radio Repair	230.00	297.95	1,095.95	1,000.00	1,000.00	497.50	1,000.00	
006 Sirens	0.00	173.75	0.00	1,000.00	1,000.00	0.00	1,000.00	
007	0.00	0.00	0.00	0.00	0.00	0.00	0.00	
008	0.00	0.00	0.00	0.00	0.00	0.00	0.00	
009	0.00	0.00	0.00	0.00	0.00	0.00	0.00	
Subtotal	144,358.88	149,850.70	189,129.83	195,861.00	195,861.00	186,858.50	197,815.00	
360 Contractual Fees								
001 Public Notice	354.19	806.06	711.79	500.00	500.00	88.06	500.00	
002 Legal Fees	5,657.50	6,723.32	6,000.00	6,500.00	6,500.00	3,000.00	6,500.00	
003 Audit	15,100.00	16,540.00	16,980.00	18,000.00	18,000.00	17,210.00	18,000.00	
004 District Elections	333.79	331.86	403.36	750.00	750.00	0.00	750.00	
005	0.00	0.00	0.00	0.00	0.00	0.00	0.00	
006 Accounting Consultant	6,794.50	6,138.00	7,047.60	8,052.21	8,052.21	3,973.15	9,000.00	
007 Computer Service	7,555.30	8,246.01	7,873.25	8,947.79	8,947.79	8,947.79	9,000.00	
008 Radio/Pager Service	3,169.50	1,935.00	1,560.00	1,600.00	1,600.00	910.00	1,600.00	
009 SCAN security	300.76	300.00	307.50	500.00	500.00	78.75	500.00	
010 Copier/printer Service	674.25	872.01	988.55	1,100.00	1,100.00	687.53	1,100.00	
Subtotal	39,939.79	41,892.26	41,872.05	45,950.00	45,950.00	34,895.28	46,950.00	

Montauk Fire District Budget Worksheet for 2016 Appropriations

	Actual 2012	Actual 2013	Actual 2014	Adopted 2015	Modified 2015	YTD 12/2015	Estimate 2016	Adopted 2016
370 Hydrant Rental								
001 Hydrant Rental	24,911.10	24,913.33	50,450.54	53,000.00	53,000.00	25,311.60	53,000.00	[]
Subtotal	24,911.10	24,913.33	50,450.54	53,000.00	53,000.00	25,311.60	53,000.00	[]
380 Telephone								
001 Verizon Main House	5,124.72	4,997.58	5,726.91	5,000.00	5,000.00	3,321.27	6,000.00	[]
002 668-2230 substation	417.87	901.66	390.19	360.00	360.00	183.82	360.00	[]
003	0.00	0.00	0.00	0.00	0.00	0.00	0.00	[]
004	0.00	0.00	0.00	0.00	0.00	0.00	0.00	[]
005	0.00	0.00	0.00	0.00	0.00	0.00	0.00	[]
006 Ambulance Gateway Data Plan	515.51	934.51	795.84	1,000.00	1,000.00	795.84	1,000.00	[]
007	0.00	0.00	0.00	0.00	0.00	0.00	0.00	[]
008	0.00	0.00	0.00	0.00	0.00	0.00	0.00	[]
009	0.00	0.00	0.00	0.00	0.00	0.00	0.00	[]
Subtotal	6,058.10	6,833.75	6,912.94	6,360.00	6,360.00	4,300.93	7,360.00	[]
390 Emergency Management								
001 Equipment	0.00	18,108.44	0.00	0.00	0.00	0.00	0.00	[]
002 Supplies	0.00	9,769.53	0.00	0.00	0.00	0.00	0.00	[]
Subtotal	0.00	27,877.97	0.00	0.00	0.00	0.00	0.00	[]
400 Uniforms								
001 Department Uniforms	6,281.59	11,279.43	7,018.78	12,000.00	12,000.00	7,558.75	12,000.00	[]
002 Employee Uniforms	363.70	2,467.48	1,278.00	2,089.99	2,089.99	0.00	2,000.00	[]
Subtotal	6,645.29	13,746.91	8,296.78	14,089.99	14,089.99	7,558.75	14,000.00	[]

Montauk Fire District Budget Worksheet for 2016 Appropriations

	Actual 2012	Actual 2013	Actual 2014	Adopted 2015	Modified 2015	YTD 12/2015	Estimate 2016	Adopted 2016
410 Department Services								
001 Fire Protection	46,304.00	0.00	48,278.00	49,244.00	49,244.00	49,244.00	49,244.00	
002 Inspection Dinner	11,000.00	12,000.00	12,000.00	12,000.00	12,000.00	12,000.00	12,000.00	
003 Physicals	16,376.24	22,173.13	20,533.57	12,000.00	12,000.00	7,100.00	12,000.00	
004 Hydration/Food	624.35	148.00	82.35	1,000.00	1,000.00	393.70	1,000.00	
005	0.00	0.00	0.00	0.00	0.00	0.00	0.00	
006 Chief Secretary	0.00	0.00	2,000.00	2,000.00	2,000.00	0.00	2,000.00	
Subtotal	74,304.59	34,321.13	82,893.92	76,244.00	76,244.00	68,737.70	76,244.00	
420 Fire & Ambulance Equipment								
001 Fire Equipment	52,685.41	31,059.86	39,303.49	46,880.75	46,880.75	15,860.84	45,000.00	
002 Medical Supplies	21,372.05	49,250.41	74,274.98	48,626.48	48,626.48	34,630.35	50,000.00	
Subtotal	74,057.46	80,310.27	113,578.47	95,507.23	95,507.23	50,491.19	95,000.00	
430 Insurance								
001 Property/storage tank/crime	29,543.54	28,085.12	3,885.31	32,000.00	32,000.00	3,503.25	32,000.00	
002 General Liability	17,332.00	22,582.42	46,755.19	21,500.00	21,500.00	0.00	25,000.00	
003 Accident & Sickness	7,947.00	8,261.00	8,261.00	10,000.00	10,000.00	0.00	10,000.00	
004 Apparatus	34,154.00	34,864.00	34,038.00	36,500.00	36,500.00	0.00	38,000.00	
Subtotal	88,976.54	93,792.54	92,939.50	100,000.00	100,000.00	3,503.25	105,000.00	

Montauk Fire District Budget Worksheet for 2016 Appropriations

	Actual 2012	Actual 2013	Actual 2014	Adopted 2015	Modified 2015	YTD 12/2015	Estimate 2016	Adopted 2016
500 Mandatory Insurance								
001 NYS Disability	103.77	103.77	599.53	5,005.37	5,005.37	698.95	3,000.00	
002 NYS Unemployment	2,597.15	8,544.93	14,650.11	5,294.63	5,294.63	2,343.17	7,000.00	
003 Compensation	53,466.00	52,457.00	52,886.00	85,087.00	85,087.00	85,087.00	86,000.00	
004 LOSAP Award	212,753.88	217,882.45	235,810.35	250,000.00	250,000.00	236,655.82	265,000.00	
005 Employee Medical	40,801.95	44,290.88	66,179.49	62,000.00	62,000.00	35,064.64	66,000.00	
Subtotal	309,722.75	323,279.03	370,125.48	407,387.00	407,387.00	359,849.58	427,000.00	
510 Apparatus Lease								
001 Lease	0.00	0.00	0.00	0.00	0.00	0.00	0.00	
002 Bond Principle	0.00	0.00	0.00	0.00	0.00	0.00	0.00	
003 Bond Agents Fees	0.00	0.00	0.00	0.00	0.00	0.00	0.00	
Subtotal	0.00	0.00	0.00	0.00	0.00	0.00	0.00	
520 Employee Services								
001 Fica Employer	9,423.07	15,083.72	18,792.68	19,557.00	19,557.00	12,066.05	31,000.00	
002 Medicare Employer	2,203.78	3,527.61	4,394.80	4,574.00	4,574.00	2,821.79	6,000.00	
003 NYS Retire. Employer	26,050.00	18,043.00	612.00	35,412.00	35,412.00	0.00	46,000.00	
004	125.74	0.00	0.00	0.00	0.00	0.00	0.00	
Subtotal	37,802.59	36,654.33	23,799.48	59,543.00	59,543.00	14,887.84	83,000.00	

Montauk Fire District Budget Worksheet for 2016 Appropriations

	Actual 2012	Actual 2013	Actual 2014	Adopted 2015	Modified 2015	YTD 12/2015	Estimate 2016	Adopted 2016
900 Appropriated Fund Transfers								
001 Apparatus & Equipment Fund	0.00	55,000.00	55,000.00	65,000.00	65,000.00	0.00	65,000.00	[]
002 MSA replacement Fund	25,000.00	25,000.00	25,000.00	25,000.00	25,000.00	0.00	10,000.00	[]
010 Building Capital Fund	61,810.00	65,000.00	65,000.00	55,000.00	55,000.00	55,000.00	55,000.00	[]
Subtotal	86,810.00	145,000.00	145,000.00	145,000.00	145,000.00	55,000.00	130,000.00	[]
980 Appropriated Fund Transfers								
002 REPAYMENT OF DUE TO DUE FROMS	0.00	0.00	0.00	0.00	0.00	0.00	0.00	[]
Subtotal	0.00	0.00	0.00	0.00	0.00	0.00	0.00	[]
Grand Total	1,525,922.47	1,658,407.18	1,653,903.60	1,937,092.62	1,937,092.62	1,203,079.49	2,048,279.00	[]

**SPRING FIRE DISTRICT
2016 BUDGET SUMMARY**

Total Appropriations		\$1,069,212.00
Less:		
Estimated Revenues	\$0.00	
Estimated Prior Years Unexpended	\$0.00	\$0.00
Amount to be Raised by Real Property Taxes		\$1,069,212.00

TAX APPORTIONMENT

(to be used when fire district is in more than one town)

Town

Apportioned Tax

Total apportioned

\$1,069,212.00

I certify that the Estimates were approved by the fire commissioners on September 20, 2015

Danna H Miller

Fire District Secretary

Spring Fire District
Budget: Final Adopted 2016 Revenues

010 Gen. Fund Receipts

001 Real Property Taxes	1,069,212.00
010 Fire Protection	0.00
020 Int. & Earn. Checking	0.00
021 Int. & Earn. MMkt	0.00
022 INT. & EARN SAVINGS	0.00
024 Int. & Earn. CD's	0.00
025 Int & Earn Bond	0.00
030 Gifts & Donations	0.00
032 Refund	0.00
033 Refund Prior Year	0.00
035 Sale of Equipment	0.00
040 Other Unclassified	0.00
050 Rental	0.00
055 Interfund Transfers	0.00
056 INTERFUND FR PROAD	0.00
<u>Subtotal</u>	\$1,069,212.00

Grand Total

\$1,069,212.00

Spring Fire District

Budget: Final Adopted 2016 Appropriations

110 Salaries & Pension

001 TREASURY	13,500.00
002 SECRETARY	13,500.00
003 INSIDE MAINT.	52,000.00
004 EMS	100,000.00
091 NYS Income Tax	0.00
092 Federal Income Tax	0.00
093 FICA Employee	0.00
094 MEDICARE	0.00
095 NYS Retirement	0.00
096 Health Ins.	0.00
Subtotal	\$179,000.00

190 Repair Equip.

001 Repair Equip.	2,000.00
002 SCBA	0.00
Subtotal	\$2,000.00

200 New Equip Bldg

001 New Equip Bldg	10,000.00
Subtotal	\$10,000.00

210 Equip Fire

001 Equip Fire	40,000.00
002 Turnout Gear	20,000.00
Subtotal	\$60,000.00

220 Bus. Administration

001 Office Supplies	2,000.00
002 Membership Dues	2,500.00
004 Computer Soft & Serv	8,500.00
005 Postage	500.00
006 Printing	1,500.00
007 Travel	0.00
008 Public. of Notices	150.00
010 Conference/Seminars	7,000.00
011 Bank Charge	500.00
099 Misc.	300.00
Subtotal	\$22,950.00

Spring Fire District
Budget: Final Adopted 2016 Appropriations

230 Insurance & Employee Benefits

001 Insurance	60,000.00
010 Pension	0.00
015 Employee Health Insurance	8,200.00
Subtotal	\$68,200.00

240 Wells

001 New Wells/Hydrants	25,000.00
002 Maint of Wells	750.00
Subtotal	\$25,750.00

250 Inspection of Dept.

001 Inspection Dinner	30,000.00
002 Parades,drills	2,500.00
Subtotal	\$32,500.00

260 Light/ Fuel/Tele.

001 Fuel Oil	18,000.00
002 Electric/Firehouse	18,500.00
003 Telephone/Cable	5,000.00
Subtotal	\$41,500.00

270 Maintenance Equip.

001 Vehicle Repair	35,000.00
Subtotal	\$35,000.00

280 Gasoline & Oil

001 Gasoline	8,500.00
002 Diesel	7,000.00
Subtotal	\$15,500.00

290 Uniforms

001 Uniforms	14,500.00
Subtotal	\$14,500.00

Spring Fire District Budget: Final Adopted 2016 Appropriations

300 Building & Grounds

001 Repairs Building	50,000.00
002 Repairs Grounds	15,000.00
003 Maint. Fire Alarm	1,000.00
Subtotal	\$66,000.00

310 Radio & Alarm System

001 Radio & Alarm Sys.	131,549.00
Subtotal	\$131,549.00

320 Legal & Audit Fees

001 Attorney/Bond	2,500.00
002 Accounting	10,100.00
003 Inventory	1,000.00
Subtotal	\$13,600.00

340 Fire Training

001 Fire Training	8,000.00
Subtotal	\$8,000.00

350 Physical etc.

001 Physicals etc.	22,500.00
Subtotal	\$22,500.00

360 Maint. & Supplies

001 Ambulance	12,500.00
003 Fire Dept/District	15,000.00
004 Grounds Keeper	6,000.00
Subtotal	\$33,500.00

500 NYS Retire. Employer

001 NYS Retire. Employer	1,562.00
Subtotal	\$1,562.00

520 Service Award

001 Service Award	200,000.00
Subtotal	\$200,000.00

Spring Fire District
Budget: Final Adopted 2016 Appropriations

530 FICA Employer

001 FICA Employer	0.00
002 Medicare Employer	0.00
Subtotal	\$0.00

540 Insurance (exempt)

001 WorkersComp (exempt)	55,601.00
002 Unemployment Insurance (Prior Years Collection	0.00
Subtotal	\$55,601.00

550 Bonds

001 Principal Fire House	0.00
002 Interest Fire House	0.00
003 Principal Truck #2	0.00
004 Interest Truck #2	0.00
005 PRINCIPAL TRUCK #1	0.00
006 INTEREST TRUCK #1	0.00
007 Principal Ambulance	0.00
008 Interest Ambulance	0.00
Subtotal	\$0.00

900 Fund Transfers

001 General to EQRES	15,000.00
008 General to Proad	0.00
009 General To BLDG. Reserve	15,000.00
010 General to CAPRES	0.00
020 General to T&A	0.00
Subtotal	\$30,000.00

950 General Fund Clearing for Reserves

001 General Fund Clearing for Reserves	0.00
Subtotal	\$0.00

990 General Fund Clearing for Reserves

001 Closing Balance Gen	0.00
Subtotal	\$0.00

Spring Fire District
Budget: Final Adopted 2016 Appropriations

Grand Total

\$1,069,212.00