






Prep


All prep, including showering, should be done 6-12 hours before appointment

 Shower, shave & cleanse skin for a blank canvas.


PRO TIP: REMOVE ANY OLD TAN WITH OUR BEETOFF TAN ERASER

 Exfoliate! Remove dead skin & build up with an oil-free scrub, like our BEETIT Buffing Sugar.

 Moisturize with clean, high-quality products.


 NO lotions or oils 3 hours before appointment.

Aftercare

 No sweating, getting wet, or skin-to-skin contact while tan is developing.


PRO TIP: HOT LEATHER CAR SEATS ARE A TAN'S ENEMY.

SIT ON A TOWEL IF YOU NEED TO GO ANYWHERE.


 Wait 8-12 hours after your spray to shower, depending on your complexion (the longer, the tanner), but be sure to shower within 24 hours.

 Stay moisturized! This will prolong your tan.

PRO TIP: OUR BEETTAN BOOSTER LOTION WILL PROVIDE MOISTURE AND A TOUCH OF COLOR!

 Use clean products to prolong your tan.

PRO TIP: OUR BEETBOD BODY WASH IS THE BEST BODY WASH AND WON'T DAMAGE YOUR TAN!

 Schedule your next spray tan 2 weeks later.



@BEETIFULTANS



BEETIFULTANS@GMAIL.COM



BEETIFULTANS.COM