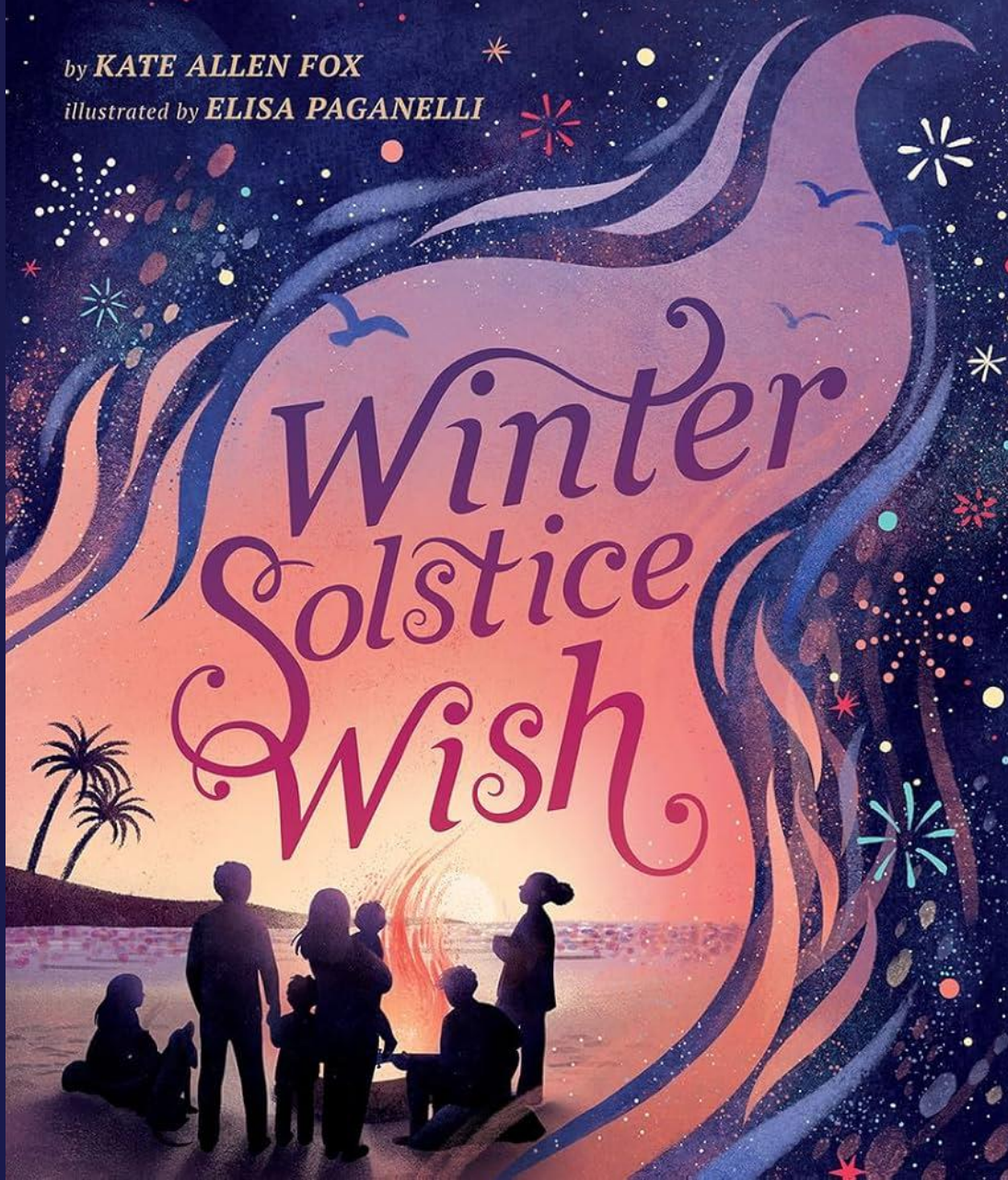


by **KATE ALLEN FOX**
illustrated by **ELISA PAGANELLI**




classroom visit

ACTIVITIES

RESOURCES DESIGNED BY: *the subway side*

CLASSROOM VISIT

activity guide



CENTRAL MESSAGE

Copy the CENTRAL MESSAGE pages on white copy paper. Ask students to consider the central message or lesson of the story. Have them write about the lesson and how it applies to their lives. They can draw pictures to go along with their thoughts.

WINTER SOLSTICE TRADITIONS

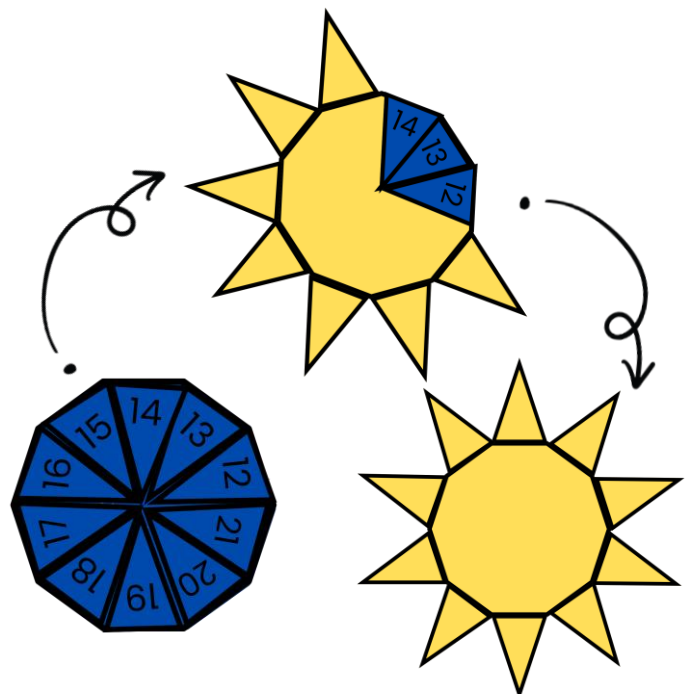
Copy the MY WINTER SOLSTICE pages on white copy paper. Children will use the graphic organizer to answer questions about the winter solstice in their area. There are differentiated lined paper options for younger and older children.

YOU WILL NEED:

- White paper
- Colored construction paper
- Glue sticks
- Scissors
- Pencils
- Art supplies (crayons or markers)

COUNTDOWN TO WINTER SOLSTICE CRAFT

Copy the COUNTDOWN TEMPLATES on colored construction paper or white paper for kids to color. Follow the step-by-step directions on each template to cut, glue, and assemble the countdown craft together. Kids can use this tool to countdown the days until the winter solstice. See the pictures below for samples of the final craft.



RESOURCES DESIGNED BY: the subway side

Name: _____

RESOURCES DESIGNED BY: *the sunny side*

THE CENTRAL MESSAGE



What is the central message of the story?

How does this apply to my life?

Name: _____

RESOURCES DESIGNED BY: *the sunny side*

THE CENTRAL MESSAGE



What is the central message of the story?

How does this apply to my life?

Name: _____

RESOURCES DESIGNED BY: *the sunny side*

THE CENTRAL MESSAGE



Large empty rounded rectangular box for writing the central message of the story.



What is the central message of the story?

Large empty rounded rectangular box for writing how the central message applies to the student's life.

How does this apply to my life?

Name: _____

MY WINTER SOLSTICE





Describe the weather in your area during the winter solstice.

What time of year does the winter solstice occur for you?

How do you celebrate the winter solstice?

Name: _____

MY WINTER SOLSTICE




Describe the weather in your area during the winter solstice.

What time of year does the winter solstice occur for you?

How do you celebrate the winter solstice?


COUNTDOWN TEMPLATE

1. Print on yellow construction paper or on white copy paper for students to color with a yellow crayon or marker.
2. Cut around the outline of the sun.
3. Flip the sun face over to be glued.



COUNTDOWN TEMPLATE


1. Print on dark blue construction paper or on white copy paper for students to color with a blue crayon or marker.
2. Cut around the outline of the sun.
3. Add glue to the center of the decagon & triangles, opposite of the numbers and glue to yellow piece.
4. Fold triangles inward and open one for each day that passes, closer to the Winter Solstice.



CREDITS PAGE

The author – Kate Allen Fox

Kate Allen Fox is an award-winning children's author from southern California. After working in public health, she combined her passions for science and the written word and began writing picture books that inspire wonder and curiosity about the natural world. Her debut picture book, *Pando, A Living Wonder of Trees*, was published by Capstone in 2021 and named one of the best books of the year by *School Library Journal* and *Chicago Public Library* and a finalist for the SCBWI Crystal Kite Award. Little, Brown published her second picture book, *A Few Beautiful Minutes*, in 2023 to critical acclaim, and Beaming Books will publish *Winter Solstice Wish* in 2024. Her essays have appeared in several publications, including *The New York Times* and *McSweeney's*. In addition to being a writer, Kate is a speaker, arts educator, and homeschooler. Find her online at kateallenfox.com or on Twitter and Instagram @kateallenfox.



CONNECT WITH HER



The illustrator – Elisa Paganelli


Elisa Paganelli was born in Italy. After completing artistic studies, she made a career in advertising and has been the founder of a small award-winning design/trade business. She now lives and works in the UK as an illustrator and creative designer, accompanied by her beloved pets. Elisa loves quietness and feels truly at home in nature.







THESE RESOURCES WERE DESIGNED BY MOLLY AT

the sunny side




EMAIL OR VISIT HER WEBSITE FOR MORE
INFORMATION.



YOU MAY

-  Use this item for personal use.
-  Use this item in your classroom and with your students.
-  Copy this item for your class and your students.
-  Copy this item for your child and personal home use.

YOU MAY *not*

-  Copy or modify any part of this document.
-  Offer this document for sale.
-  Post this item on a website; personal, school, or district without permission.



THESE RESOURCES WERE DESIGNED BY MOLLY AT

the sunny side

EMAIL OR VISIT HER WEBSITE FOR MORE
INFORMATION.

