

# COYOTE

## SCHOOL FURNISHINGS

**Founded 2007**

2022 | 2023 Catalog

**We Furnish New School Projects**

**Elementary**

**K-8**

**Middle School**

**High School**

**Community College**

**Integrity**

**Trust**

**Respect**



**Contract #19-02PV-03**

**Jeffrey C. Marton**  
2511 W. Queen Creek Rd. Unit #421  
Chandler, AZ 85248

Office - 866-750.9269

**Cell - 480-227-0800**

[jcmarton@coyoteschoolfurnishings.com](mailto:jcmarton@coyoteschoolfurnishings.com)

[coyoteschoolfurnishings.com](http://coyoteschoolfurnishings.com)



**Contract #19-02PV-03**

What will happen after the sale?

Our business model ensures a long term relationship with our customers!

**K-12 & Community Colleges - School Furnishings**

**THAT'S WHAT WE DO!**

**Our Core Beliefs are Honesty, Trust and Respect**

**Coyote School Furnishings** is your source for **Classroom, Library, Cafeteria and Administration Furniture.**

## Honesty

**Coyote School Furnishings**, we never just tell you what you want to hear. We never sell you products outside your budget, or those you don't really need. Honesty is central to the way we operate.

## Relationships

Call on **Coyote School Furnishings** once, and we'll be there whenever you need us. Even if products are lost or damaged during shipping, or incorrectly installed, we're here to make the situation right. We react quickly to resolve any issues that may impact your order.

## Variety

**Coyote School Furnishings** offers a full range of furnishings for the Classroom, STEM Labs, Cafeteria, Library, Administration & Athletics. We also carry a number of athletic accessories, such as goalposts and basketball set-ups.

## Service

**Coyote School Furnishings**, we provide **Furnishings Consulting** with **Design** and **Layouts** for projects from one classroom to a **New School**. Our installation team including our **Project Manager**, will ensure your order is completed to your total satisfaction. In fact, you can contact us at any time for any issues that might arise. Contact Jeff Marton (480-227-0800).

**Coyote School Furnishings** is a member of the **One Government Procurement Alliance (#19-02PV-03)**, we support the Education Market Association, Arizona Rural School Association, Arizona Association of School Business Officials and the Arizona School Board Association. Contact us to request a quote, or with any questions



Contract #19-02PV-03



# COYOTE

SCHOOL FURNISHINGS

Date: \_\_\_\_\_ 20\_\_\_\_\_

Ship to: \_\_\_\_\_

Sold to: \_\_\_\_\_

Attention: \_\_\_\_\_

Attention: \_\_\_\_\_

Address: \_\_\_\_\_

Phone: \_\_\_\_\_

City: \_\_\_\_\_ State: \_\_\_\_\_ Zip \_\_\_\_\_

Address: \_\_\_\_\_

City: \_\_\_\_\_ State: \_\_\_\_\_ Zip \_\_\_\_\_

QTY	Item Number	Page#	Description (size & color)	Price each	Extension

Indicate if payment is made by individual invoices \_\_\_\_\_

**SUBTOTAL**

By completed purchase order only \_\_\_\_\_

**SALES TAX**

Is Non Taxable Authorized Tax Exempt Number & Certificate \_\_\_\_\_

**SHIPPING & HANDLING**

Indicate if back orders will be accepted: YES \_\_\_\_\_ NO: \_\_\_\_\_

**INSTALLATION**

(This order accepted 30 days from time of prevailing quote)

**TOTAL**

PO# \_\_\_\_\_

Signature : \_\_\_\_\_ Date: \_\_\_\_\_

Coyote School Furnishings  
 2511 W. Queen Creek Rd, Unit #421  
 Chandler, AZ 85248  
 Office: 866.750.9269  
 Mobile: 480.227.0800  
 Facsimile: 480.275.5380  
[Coyoteschoolfurnishings.com](http://Coyoteschoolfurnishings.com)

Please call - Charges may apply for Shipping & Handling.



**COYOTE**  
SCHOOL FURNISHINGS

**K-12 & Community Colleges**

**THAT'S WHAT WE DO!**



**COYOTE**  
SCHOOL FURNISHINGS

Quick Ship



# STUDENT DESKS



Student Desk  
w/ Open  
Front Metal  
Book Box with  
Grey Top  
#FD-DESK-GY-GG

**Call for Pricing**



Student Desk  
w/ Grey Top  
and Adjustable  
Height Black  
Pedestal Frame  
#YU-YCY-046-GG

**Call for Pricing**



## AIRFLEX Folding Chair



Contours to each individual making for the perfect balance of comfort and strength. Strong 18-gauge steel frame and seat supports makes for long lasting durability. Poly shell  
*1000 lb. weight capacity*

Chair: 32" H x 21.5"W x 20.75"D  
Seat: 8"H x 17"W x 18"D  
Weight: 9.6 lbs.

#1410 – Black, #1421 - White



1410



1421



## ACTIVITY TABLES



- #A2448-REC-Rectangle Table 24x48
- #A3048-REC-Rectangle Table 30x48
- #A3060-REC-Rectangle Table 30x60
- #A3072-REC-Rectangle Table 30x72
- #A3672-REC-Rectangle Table 36x72
- #A48-RND-Round Table 48 Round
- #A3060-TRP-Trapezoid Table 30x30x60
- #A4872-KID-Kidney Table 48x72

**Call for Pricing**

### STANDARD FEATURES:

- 1-1/4" Thick High Density Particle Board Top w/real High-Pressure **Laminate Top**, resists scratches, paint, markers, crayons better than Melamine.
- Leg Mounting Brackets pre-attached with 7 screws. Three additional screws in Leg Plate, and oversize Hairpin Brace make this the strongest leg mounting system in the industry.
- Standard legs adjust from 21" to 30" in 1" increments.

**QUICK SHIP**  
**3 to 7 days while supplies last**



**B6022 Boss Mesh Task Chair - W/1 Paddle Mech.**

Mid back ergonomic task chair. Contoured 4" high density foam SereneSoft seat cushion. Synchro-tilt mechanism with adjustable tilt tension control. Large 27" base for greater stability. Pneumatic gas lift seat height adjustment. With adjustable arms. Hooded double wheel casters.

Fabric Type: Mesh  
 Frame Color: Black  
 Seat Height: 19"-22.5" H  
 Seat Size: 19" W x 19" D  
 Arm Height: 24.5-31.5" H  
 Dimension: 27" W x 27" D x 40"-43" H  
**Call for Pricing**



**B495 - Ergonomic Task Chair**

Mid-back styling w/ firm lumbar support. Chenille fabric. 25" five star base. Hooded double wheel casters. Pneumatic gas lift seat ht. adj. Adj. tilt tension control. Arm Height: 25-31"H Seat Size: 20.5" W x 22" D Seat Height: 17"-20.5"

**Call for Pricing**



**B315/B316/B317  
 Fabric Deluxe Posture Chair**

Back depth adj. Pneumatic seat ht. adj. 5 star nylon base. Hooded dbl wheel casters. Available in four fabric colors. Seat Size. 17.5" W x 16.5" D Seat Hgt. 18.5-23.5"

B315-No Arms  
 B316-Adj. Arms  
 B317-Loop Arms

**Call for Pricing**





Smith System®  
QuickShip Program



**COYOTE**  
SCHOOL FURNISHINGS

## QuickShip Lead Times

**20 desks +  
40 chairs**

5 business  
days + transit

**21-100 desks +  
up to 100 chairs**

7 business  
days + transit

**Larger  
Volume**

Contact Jeff  
Marton at  
480-227-0800  
for Timelines

Coyote School Furnishings utilizes Smith System® to have the most expansive and reliable quick ship program in the industry. Our QuickShip Program runs all year long, even in the summer, and allows you to have your product shipped in as quickly as 5 business days. If you need quality products quickly, [jcmarton@coyoteschoolfurnishings.com](mailto:jcmarton@coyoteschoolfurnishings.com)

## Seating

\*Shell Color options -Apple, Black, Cerulean, Charcoal, Navy, and Persian Blue. Available Platinum and Chrome frame.



Flavors® 14" 16" 18"  
Stack Chair  
11847-11849



Flavors®  
Adjustable Chair  
11840 w/casters



Flavors® 14" 16" 18"  
Noodle Chair  
11851-11853



24" & 28" Flavors® Fixed  
Height Stool  
11889 & 11890

\*Black, Navy and Persian Blue are currently unavailable in all Groove® models listed below.



Groove® 14" 16" 18" Stack  
Chair  
33847-33849



Groove® Adjustable  
Chair  
33840 w/casters



Groove® 14" 16" 18"  
Noodle Chair  
33851-33853



24" & 30" Groove® Fixed  
Height Stool  
33889 & 33891

## Desks

\*Available in all standard laminates, with Platinum frame. Edge Color options -Charcoal, Persian Blue, Black, Cerulean, Apple, Platinum, and Champagne.



Planner®  
Single-Student Desk  
01272



Interchange® Mini Diamond &  
Diamond Student Desk  
03082 & 03083



Interchange® Mini Diamond &  
Diamond Open Front Desk  
04504 & 04505



Interchange®  
3-2-1 Desk  
03011 & 03002



## Desks - Continued



Interchange® Single-Student  
Open Front Desk  
**04500**



Interchange®  
Wing Desk  
**03095**



Interchange® Open Front  
Wing Desk  
**04503**



Silhouette®  
Student Desk 18x24 & 20x27  
**01600 & 01650**



Silhouette®  
Two-Student Desk 20x54  
**01661**



Elemental®  
Petal Student Desk  
**ELPETL**



Elemental® Student Desk  
- Triangle  
**ELTRGL**



Silhouette® Sit &  
Stand  
**01630 - 01632**

## Storage

\* End Panels available in Platinum for Quickship only, Cascade® products will ship in 7 days for quantities under 10.



Cascade® Mini-Case  
**111000000P,**  
**121000000P w/door**



Cascade® Mega-Case  
**311000000P, 310015000P SW Totes,**  
**320015000P w/door & 321000000P**  
**w/door**



Cascade® Mega-Cabinet  
**611000000P,**  
**621000000P w/door**



3" Dual-Wheel Caster, 4  
Locking - Black  
**17576**

## Color/Finish Options



### Shell Color Options

Numbers™, Groove™ and Flavors™ Seating



\*6-8 weeks lead time

### Frame Color Choice



## Teacher Desks



Cascade® Teacher  
Desk Single Pedestal  
**26158 & 26159**



Cascade® Teacher  
Desk Single Bullet  
**26160 & 26161**

# LÜvra FLEX



## Features



Solid Rod Frame Design



Transparent Glides Feature a Felt Base for Floor Protection



Flex Back Tested by SGS Labs to Resist 425 Lbs of Force



Unique Design for Ultimate Seating Comfort






Glides Function as Built-in Gangers for Multi Chair Setup



Lightweight Construction

See facing page for custom color options

### Standard Poly Colors

-  LVC04-10 Blue Poly Black Frame
-  LVC10-11 Black Poly Chrome Frame
-  LVC20-11 Charcoal Poly Chrome Frame

See facing page for custom color options

### Standard Vinyl Colors

add vinyl code to the end of poly chair model number

-  04 Blue
-  10 Black

## Model Number Configuration

Poly Chair Model Number Vinyl Seat Color (if applicable)  
**LVC04-10-10**



products meet or exceed applicable ANSI/BIFMA standards

**Call for Pricing**

**Custom Color Options: 27 Poly options, 14 Vinyl options, 29 Fabric options**

# Classroom

Comfortably,  
Ergonomically,  
Cost-Effectively,

**PARK IT,  
MISTER!**



 SMITHSYSTEM™





# COYOTE SCHOOL FURNISHINGS

## Furniture - Desks & Tables by WB Manufacturing

WB's Furniture features a variety of furniture that can be used for many subjects. From general classrooms to art rooms, find the furniture that best fit students' futures.

For more information, call Jeff at 866-750-9269

or e-mail [jcarton@coyoteschoolfurnishings.com](mailto:jcarton@coyoteschoolfurnishings.com)



UNET7362-ADJ

**Call for Pricing**

### UNE-T Plymouth Desk

Price listed is for model # shown above

- Top: 20"D x 27"L
- Overall height: 27.25" - 39.25"H
- 1.25" Lotz AE™ top w/ phenolic backer
- UNET adjustable legs



UNET7610-ADJ

**Call for Pricing**

### UNE-T Adapt-T Desk

Price listed is for model # shown above

- Top: 24"D x 34"L
- Overall height: 27.25" - 39.25"H
- 1.25" Lotz AE™ top w/ phenolic backer
- UNET adjustable legs



EPC7082-FXG

**Call for Pricing**

### EPIC Table

Price listed is for model # shown above

- Top: 30"D x 60"L
- Overall Height: 29.36"
- 1.25" Green Lotz AE™ top w/ phenolic backer
- Green frame & heavy duty casters
- Contact your Coyote School Furnishings Representative for other tops, heights, and frame colors available at different cost



PNT7071-ADJ

**Call for Pricing**

### Elevate 2-Student Table

Price listed is for model # shown above

- Top: 24"D x 60"L
- Overall height: 27.56" - 40.56"H
- 1.25" Lotz AE™ top w/ phenolic backer
- Elevate tables allow students to sit or stand at any point with an easy adjustment
- Contact your Coyote School Furnishings Representative for other tops available at different cost




PNH7366-ADJ

**Call for Pricing**

### Elevate Plymouth II Desk

Price listed is for model # shown above

- Top: 20"D x 28.5"L
- Overall height: 29.94" - 42.94"H
- 1.25" Lotz AE™ top w/ phenolic backer
- Elevate desks allow students to sit or stand at any point with an easy adjustment
- Contact your Coyote School Furnishings Representative for other top shapes and bases available at different cost



Our most durable edge is strong enough to stand up to everyday abuse and is virtually indestructible. Perfect for table tops, benches and stools, this unique edge coating allows for easy clean-up from lunchroom spills or a deep, steam cleaning when needed. By removing the biggest concern of separation from the top along with resistance to bacteria and moisture, Lotz Armor Edge™ comes with a proven track record for long-term durability.



#### Lotz Armor Edge™ Options

- |  |  |  |
|--|--|--|
|  -S04 |  -S05 |  -S03 |
| Black (Standard)   | Dove Grey  | Slate Grey   |
|  -S25 |  -S24 |  -S26 |
| Blue   | Green  | Orange   |
|  -S22 |  -S23 |  |
| Red  | Purple   |  |



ELS7811-FX

**Call for Pricing**



ELS7813-FX

**Call for Pricing**



ELS7601-FX Patent # D780,487

**Call for Pricing**



ELS7809-FX

**Call for Pricing**

### ELO® Mini Tide Desk†

Price listed is for model # shown above

- Top: 23"D x 32.5"L
- Overall height: 29.36"H
- 1.25" Lotz AE™ top w/ phenolic backer
- 2" straight round fixed legs

### ELO® Arcadia Desk†

Price listed is for model # shown above

- Top: 26.11"D x 28.67"L
- Overall height: 29.36"H
- 1.25" Lotz AE™ top w/ phenolic backer
- 2" straight round fixed legs

### ELO® Adapt XL Desk†

Price listed is for model # shown above

- Top: 22.5"D x 33"L
- Overall height: 29.36"H
- 1.25" Lotz AE™ top w/ phenolic backer
- 2" straight round fixed legs

### ELO® Mini Nimbus Desk†

Price listed is for model # shown above

- Top: 25.5"D x 36"L
- Overall height: 29.36"H
- 1.25" Lotz AE™ top w/ phenolic backer
- 2" straight round fixed legs



ELS7317-FX

**Call for Pricing**

### ELO® Mini Diamond Desk†

Price listed is for model # shown above

- Top: 27"D x 30.5"L
- Overall height: 29.36"H
- 1.25" Lotz AE™ top w/ phenolic backer
- 2" straight round fixed legs



ELO® Leg styles shown below are available at different cost

**ELO® Leg Options**

● (G4) Smooth Silver (standard) ● (09) Textured Black

Model	Leg Style	Height (inches)
ELO -ADJ/-EJA* 1.25"	Adjustable Square Legs	-ADI: 26.25 - 31.25" -EIA: 21.25 - 26.25"
ELP -ADJ/-EJA* 2" Pin Adjustable	Straight Round Legs	-ADI: 26.25 - 40.25" -EIA: 20.25 - 30.25"
ELS -ADJ/-EJA* 2" Adjustable	Straight Round Legs	-ADI: 26.25 - 41.25" -EIA: 21.25 - 34.25"
ELS -FX 2" Fixed	Straight Round Legs	29.36"
ELS -MJA* 2" Adjustable Mini Junior	Straight Round Legs	12 - 19"

\*Heights listed above are for overall desk height with glides. For overall desk height with casters, add 2.11". Height remains the same when adding casters to ELS-FX Legs.

†Contact your Coyote School Furnishings Representative for other top and legs available at different cost



*The ELO® Mini Nimbus Desk is made with precise cutouts to have areas for student's laptops, books, and other items.*



### Flavors Stack Chair

Shell available in 13 colors. Durable chrome or platinum frame. All glides have a swivel base and are made of chrome-plated steel. Nylon glide and chrome frame are standard. 8"/10"/12"/14"/16"/18" H

- 11849 - 18" Chair - 20.5" x 19.5" x 18"
- 11848 - 16" Chair - 18" x 17.5" x 16"
- 11847 - 14" Chair - 17" x 17.5" x 14"
- 11846 - 12" Chair - 14.5" x 15" x 12"
- 11845 - 10" Chair - 13.5" x 15" x 10"
- 11844 - 8" Chair - 13.5" x 15" x 8"



**Frame Options:**  
**Chrome (CHR), Platinum (PLT)**

**Glide Options:**  
**Steel (S), Felt (F)**

**Call for Pricing**



### Theorem® Stack Chair



Model 44849U  
with Seat Pad

### Theorem Stack Chair

Available in one size 18" H and 11 colors. Durable frame. Nylon or Felt Glides. Platinum or Chrome Frame.

- 44849 - 18" Chair - 20.5" x 19.5" x 18"

- Mobile Option**  
 44855 - 18" Mobile Chair - 22" x 20" x 18"



### Numbers™ Stack Chair

Exceptional K-12 furniture solution. A value-driven, affordable chair, providing unparalleled performance.

Available in 6 sizes, 10"/12"/14"/15"/16"/18" H and 14 colors. Durable Platinum frame.



Model 22849

- 22849 - 18" Chair - 21.5" x 19" x 18"
- 22848 - 16" Chair - 18.5" x 17" x 16"
- 22839 - 15" Chair - 16.5" x 17" x 15"
- 22847 - 14" Chair - 16.5" x 15" x 14"
- 22846 - 12" Chair - 16.5" x 15" x 12"
- 22845 - 10" Chair - 16.5" x 15" x 10"

### Groove Noodle Chair



Patented Movement  
 Seatpan tilts side-to-side and front-to-back

Model 33851  
 18" shown  
 13 colors

### Nylon or Felt Glides



Model	Description	D x W x H
33851	18" Groove® Noodle Chair	20" x 19" x 18"
33852	16" Groove® Noodle Chair	18" x 17.5" x 15.4"
33853	14" Groove® Noodle Chair	17" x 17.5" x 13.4"

### Groove Stack Chair

Immediately supportive and comfortable and allows student to feel great and get to work, with less settle time. Ergonomic seat pan. Gentle flex at the top. Generous waterfall seat front to support circulation to students' legs and feet. Allows the student to comfortably face front and both sides.

Available in 6 sizes - 8"/10"/12"/14"/16"/18" H and 13 colors.

- 33849 - 18" Chair - 20.5" x 19.5" x 18"

### Mobile Option

- 33855 - 18" Chair - 22" x 20" x 18"

**Chrome or Platinum Frame**  
**Steel or Felt Glides (set of 4)**




### Flavors Noodle Chair

Patented suspension below its seat pan that allows it to tilt slightly in all directions. It feels like sitting on a ball that won't roll away. The seat pan tilts front-to-back and side-to-side. Available in 13 colors.

- 11851 - 18" Chair - A Shell 20.5" x 19.5" x 18"
- 11852 - 16" Chair - B Shell 18" x 18" x 16"
- 11853 - 14" Chair - B Shell 17" x 17.5" x 14"

**Chrome or Platinum Frame**  
**Steel or Felt Glides (set of 4)**



**Shell Color Options:**



**Shell Color Options with Additional Lead Time:**



**Frame Color Choice**





Group of 3 Squiggle Tables

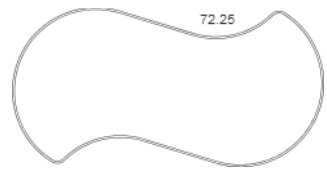
Group of 3 Squiggle Tables

Group of 4 Squiggle Tables

Model	Description	D"	W"	H"	F.C.	Cube	WT.
04154	60"w Interchange Squiggle Table seats 4 students	30	60	22-34	70	3.7	106
04155	72"w Interchange Squiggle Table seats 6 students	41	72	22-34	70	5.4	125



Model 04154. Interchange 60" Squiggle Table 4 seating positions



Model 04155. Interchange 72" Squiggle Table 6 seating positions



Make it mobile with casters  
Order Model 17576  
**Call for Pricing**

Leg Color Choice

- Black
- Platinum

Laminate Options



Edge Color Options



**Interchange Wing Desk**

Order it in any of 10 standard laminate colors, 20 edge colors and Black or Platinum frame. Interchange legs adjust 22" – 34"H

3095 Interchange Wing Desk  
23.5" x 41" x 22"-34"



# Silhouette® Student Desks



**Silhouette®  
Single-Student Desk 20x27**



*Model 01650*

**Silhouette®  
Single-Student Desk 24x30**



*Model 01671*

**Silhouette®  
Two-Student Desk**



*Model 01661*

**Silhouette®  
Arc-8 Desk**



*Model 01620*

**Silhouette®  
Sequence Desk**



*Model 01659*

**Silhouette®  
Curve Desk**



*Model 01654*

Sit, stand, roll, stop.  
Multiple leg options  
for multiple  
classroom needs.

## Leg Options



Fixed height  
29.5"

Fixed height,  
with Caster,  
29.5"

Adjustable height,  
with optional Caster  
21-33" (18" & 20"D)  
24-36" (24"D)

Adjustable height  
on glide  
19-31" (18" & 20"D)  
or 22-34" (24"D)



# Elemental® Tables



**Elemental® Sprocket Table**



*Model EL5S6o*

**Elemental® 5-Star Table**



*Model EL5S6o*

**Elemental® 6-Star Table**



*Model EL6S6o*

**Elemental® Engage Trapezoid Table**



*Model ELENTR*

**Elemental® Engage Rectangle Table**



*Model EL37ER*

**Elemental® Engage Square Table**



*Model EL48ES*

**Elemental® Yin Yang Table**



*Model ELYNYG*

**Elemental® Moon Table**



*Model ELMOON*

**Elemental® Squiggle Table**



*Model EL72SG*

# Silhouette® Student Desks



**Silhouette®  
Single-Student Desk 20x27**



*Model 01650*

**Silhouette®  
Single-Student Desk 24x30**



*Model 01671*

**Silhouette®  
Two-Student Desk**



*Model 01661*

**Silhouette®  
Arc-8 Desk**



*Model 01620*

**Silhouette®  
Sequence Desk**



*Model 01659*

**Silhouette®  
Curve Desk**



*Model 01654*

Sit, stand, roll, stop.  
Multiple leg options  
for multiple  
classroom needs.

## Leg Options



Fixed height  
29.5"

Fixed height,  
with Caster,  
29.5"

Adjustable height,  
with optional Caster  
21-33" (18" & 20"D)  
24-36" (24"D)

Adjustable height  
on glide  
19-31" (18" & 20"D)  
or 22-34" (24"D)

## Elemental® Tables



**Elemental® Sprocket Table**



*Model EL5S60*

**Elemental® 5-Star Table**



*Model EL5S60*

**Elemental® 6-Star Table**



*Model EL6S60*

**Elemental® Engage Trapezoid Table**



*Model ELENTR*

**Elemental® Engage Rectangle Table**



*Model EL37ER*

**Elemental® Engage Square Table**



*Model EL48ES*

**Elemental® Yin Yang Table**



*Model ELYNYG*

**Elemental® Moon Table**




*Model ELMOON*

**Elemental® Squiggle Table**



*Model EL72SG*



FULL LENGTH HANDLE FOR EASY MANUVERABILITY



3/16" ACRYLIC FROSTED AND CLEAR OPTIONS



FOOT PEDAL LOCK RELEASE

**Panel Type**

SOUND ABSORBING PET


- Grey (PT03)
- Blue (PT04)
- Black (PT10)

OPTIX® ACRYLIC

- Clear (CA)
- Frosted (FA)
- Whiteboard (WB)

**Frame Color**

- Black (B)
- Grey (G)



# DUAL-ENTRY COMBO DESKS

Euroflex™  
Models  
■ 3019•19"  
■ 3017•17"  
■ 3015•15"



3015  
3017  
3019  
**Call for Pricing**



2019  
**Call for Pricing**



3500 EUROFLEX  
STACKABLE SEATING



Euroflex Chairs  
22 standard shell colors  
(samples upon request)



3504 - 14"

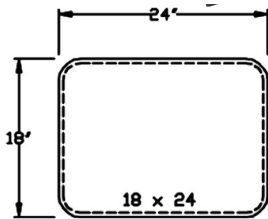
3506 - 16"

3508 - 18"

3528 - 18" w/ bookrack

3528C - 18" w/ bookrack  
and casters

**Call for Pricing**



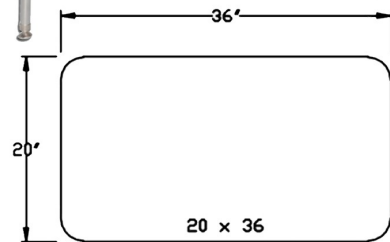
490 Sit/Stand Student Desk  
Adjustable 30/40" Height  
24" x 30" Table

**Call for Pricing**




490

410 APTITUDE JR. EXECUTIVE  
STUDENT DESK **Call for Pricing**



Standard HP Seat: Navy Sand Wine Slate



Standard HP Seat/Back: Hunter Black Cranberry Teal

Models:

410 - 23-1/2" to 29-1/2"  
Adjustable in one inch  
increments. HP Top.

410SE - Laminate top,  
spray edge




Standard Hard  
Plastic Top  
Colors:



Optional Hard  
Plastic Top  
Colors:



STANDARD LAMINATE OPTIONS



**#8100 Series**  
Polyshell Stack Chair  
(BLK/BLUE)

Tablet Arm for 8100  
Series Light Oak  
TA81L/TA81R

**Call for Pricing**



**8100 Series**  
Polyshell Stack  
MODEL 8118  
SHOWN

**8600 Series**  
Signature Stack  
MODEL 8660 SHOWN NEW!



**8600 Series**  
Padded Signature Stack Chair

**Call for Pricing**

**8500 Series**  
Hi Tech Ultra  
Compact Plastic  
MODEL 8505  
SHOWN

**Stack up to  
40 chairs  
at once,  
using the  
DY85  
Chair  
Dolly!**



**CoGo Mobile Tablet Chair**

Ergonomically Designed for all-day seating comfort  
for the modern day classroom  
300 lb. weight capacity  
Tablet can be installed on left or right side

Dimensions: 34"H x 24.75"W  
Tablet: 19.5"W x 13.75"D  
Seat: 18.5"H  
Under Seat storage: 16.5"W x 16.5"D

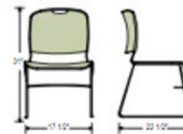
Colors: Red, Black, or Blue - Base Color: Grey only

**COGO-40 Red, COGO-10 Black, COGO-04 Blue**

**Call for Pricing**



**8100 Series**




**8500 Series**



**8600 Series**

**COLOR OPTIONS**



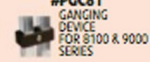


**COLOR OPTIONS**



**SOLID FABRIC OPTIONS**



**AVAILABLE ACCESSORIES**





## 26155 Cascade Series Teachers Desk - Single Pedestal

**Call for Pricing**

24" x 54" x 30.25"  
 2 x 3" totes and 1 x 12" tote (RH)  
 LH option available  
 Choose from 13 standard laminate colors and  
 20 standard edge colors  
 Platinum or Black frame options



## 26171 Cascade Series Teachers Desk - Double Pedestal

**Call for Pricing**

24" x 67" x 30.25"  
 12 x 3" totes  
 Choose from 13 standard laminate colors and  
 20 standard edge colors  
 Platinum or Black frame options



Beautiful Blow Molded Table Top

CONTEMPORARY FRAME AND LEGS

BUILT-IN PERFORATED MODESTY PANEL

3 Shelves, 2 Adjustable for Customizability

LOCKING STORAGE CABINET FOR SECURITY

TECHNICAL SPECIFICATIONS	
OVERALL DIMENSIONS	68"L x 24"W
DESK DIMENSIONS	48"L x 24"W
DESK THICKNESS	2"
CABINET DIMENSIONS (INCLUDING CASTERS)	24"L x 20"W x 35"H
LECTERN DESK	24"L x 20"W
LECTERN THICKNESS	3/4"
CABINET SHELVES DIMENSIONS	19"L x 22"W
UNIT WEIGHT	115 lbs.

## EDUPOD™ LECTERN/TEACHER'S DESK COMBO

#EDPD



**Call for Pricing**

Edupod™ incorporates both a lectern and a teacher's desk into one. The teacher or presenter can use the Edupod™ sitting or standing. Tone grey steel cabinet with locking storage & adjustable shelves. Lectern cabinet connects to a lightweight plastic blowmolded desktop in matching grey, with modesty panel.

Preset the adjustable-height grey lectern top with metal bookstop to your personal comfort zone and height requirements. Wire management grommets on Lectern cabinet allow for use of technology equipment such as projectors, laptops or tablets.

\*Includes six double wheel hooded, two-inch caster wheels, three locking.





**Haskell Office  
Market Series Vertical File**

- MK-HVFR2  
- 28" D x 15" W x 27.5" H
- MK-HVFR4  
- 28" D x 15" W x 51.5" H
- MK-HVFR5  
- 28" D x 15" W x 63.5" H

**Call for Pricing**


- Pull Options**
- Full (FL), Recessed (RS)
- Glide Options**
- Easy Glide (EG1)
- Paint Finish Options**
- Cloud, Arctic Grey, Platinum



**Bookcases  
12" and 18" depths**

- BA10341230-00**  
34 1/2"Wx13"Dx30"H
- BA20341242-00**  
34 1/2"Wx13"Dx42"H
- BA30341252-00**  
34 1/2"Wx13"Dx52"H
- BA50341282-00**  
34 1/2"Wx13"Dx82"H

**Call for Pricing**



Fully adjustable shelves adjust on 1" centers plus raised bottom shelf. Welded steel construction. Powder coat finish. Shipped assembled.



**Mobile Pedestal  
Flat Front  
Black or Silver  
15 3/8"Wx18"Dx25 3/4"H**

**XPEM500BBF  
Box/Box/File  
Low Profile**

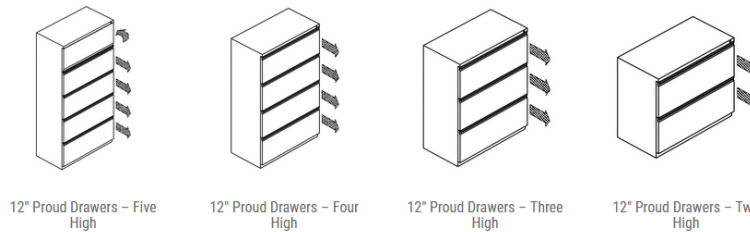
**502MP (Black shown)  
File/File**

**Call for Pricing**



**Market Series Lateral File Cabinets  
Cabinets available with 2, 3, 4 or 5 drawers**

- MK-LA12P-3624-2D**  
2 drw 36"Wx18"Dx27 1/2"H
- MK-LA12P-3636-3D**  
3 drw 36"Wx18"Dx39 1/2"H
- MK-LA12P-3648-4D**  
4 drw 36"Wx18"Dx51 1/2"H
- MK-LA12P-3660-4D1R**  
5 drw 36"Wx18"Dx67 1/8"H



**Call for Pricing**

**Storage Cabinet w/Swing Handle - Elite  
with adjustable shelves**

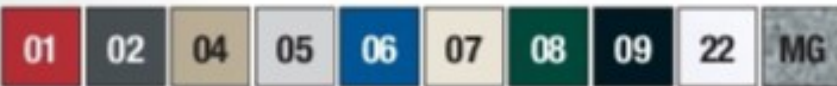
Heavy gauge steel, contract quality, meets ANSI/BIFMA shelf standards. 4 fully adjustable shelves on 2" centers, plus raised bottom shelf, three point locking swing handle & one dummy handle, three sets of hinges on each door. 5 year limited warranty. Powder coat finish. Shipped assembled.

- EA42361872-00 - 36"Wx18Dx72"H
- EA42362472-00 - 36"Wx24Dx72"H



**Call for Pricing**

\*Steel Surcharge  
May Apply



**SPECIAL ORDER  
COLORS AVAILABLE**



### The Elephant Z-Stool

These lab stools feature a comfortable molded seat, tubular steel frame, and a u-shaped sled base with glides .

- 6618 - 18"
- 6622 - 22"
- 6624 - 24"

**Call for Pricing**



### Kangaroo Polyurethane Task Chair and Stool

Heavy duty industrial 1 1/4" thick polyurethane arm or armless options, glides/casters included

- 6716HB - Chair
- 6716HB-A - Chair w/ Arms
- 6722HB - Stool
- 6722HB-A - Stool w/ Arms

**Call for Pricing**



### The Z Stool With Backrest

Select from three seat heights, 22-inch- and 24-inch-height stools feature a steel foot ring.



### SCIENCE LAB TABLE

24"W x 30"H table available in 54"/60"/72"L Solid ash legs & apron, 2 built-in book compartments comes standard w/apron to conceal compartments when not needed, Compartments measure 14 1/4"L x 12 3/4"D x 4"H, Rubber liquid protecting boots, Adj. glides for accurate leveling, Black, Chem-Res high-pressure laminate top on 1 1/8" thick core is resistant to 13 chemicals. Wood Frame.

- SLT1-2454H
- SLT1-2460H
- SLT1-2472H

**Call for Pricing**



### Standard Stools

Made of 7/8" O.D., 18-gauge steel tubing in 3 fixed with an optional backrest. The seat is a full 14" diameter with an 11 1/2" diameter masonite board recessed into the pan and will not chip or crack. Footrings, 5/8" O.D., are welded to each leg, with 4 contact points at each leg for added rigidity. The optional backrest is 6" high and 12" wide and adjusts up/down and forward/backward. Height, 18", 24" & 30".

- 6218
- 6224
- 6230

**Call for Pricing**






**Mobile Science Cart**

28"W X 54"L X 36.25"H

MSC01S



Customize your science lab with the equipment and furniture you need. **Please call for pricing.**





## Claridge Magnetic Porcelain Steel Whiteboards 800 Series Type CO: 5/8" Face Trim



- 818L - 4' x 4' Oak Frame Markerboard
- 822L - 4' x 6' Oak Frame Markerboard
- 826L - 4' x 8' Oak Frame Markerboard

**Call for Pricing**



## Claridge Aluminum Frame Tackboards 800 Series Type CO: 5/8" Face Trim

- Available in nine different sizes from 1.5' x 2' up to 4' x 16'
- 15 surface color choices: (Black (BK), Tan Speckled (TN), or Confetti (CF))
- Satin anodize aluminum trim

- 844CC 4' x 4' Aluminum Frame Cork Tackboard
- 858CC 4' x 8' Aluminum Frame Cork Tackboard

**Call for Pricing**



## Harmony Glass Boards-Non-Magnetic

Tempered 1/4" thick glass with rounded or squared corners, Pre-drilled mounting holes are inset into the glass: four holes for the 2' x 3', 3'x 4' and 4' x 4' & six holes for the 4' x 6' and 4' x 8', 1" diameter satin aluminum standoff hangers create 1 1/4" spacing between wall and glass markerboard, a unique, clear acrylic rear-mounted accessory holder, backed by Ghent's 50 year warranty

Available with custom colors, graphic and logo printing

- HMYSN44FR 4' x 4' Non-Magnetic Harmony, Square Corners, Frosted
- HMYSN46FR 4' x 6' Non-Magnetic Harmony, Square Corners, Frosted
- HMYSN48FR 4' x 8' Non-Magnetic Harmony, Square Corners, Frosted

**Call for Pricing**



## Platinum Visual Systems Revolving Roll-Rite

### Revolving Two-Sided Mobile Markerboard

A double board to go

#### Key Features:

- Porcelain-on-steel writing surfaces with a lifetime warranty
- Moves on a rolling base designed for stability and features locking casters.
- 72" Height

PRRMM - SERIES

- 825640500 4' x 5'
- 825640600 4' x 6'
- 825640800 4' x 8'

**Call for Pricing**



Lesro  
Seating the Way You Want It™



# Library / Media Center



# VERSA-STYLE SHELVING



"S" Wing Shown



Use these interesting combinations to create special areas or as room dividers. Built to the same durable specifications as all Maco Shelving. Includes fully enclosed 1/4" oak veneer divider panels. Versa-Style shelving is available in double-faced models only.

S- WING  
127 w x 33 x 40h

V- WING  
83w x 42d x 40h

S- WING 127w x 33d x 40h  
Y- WING 86w x 74d x 40h

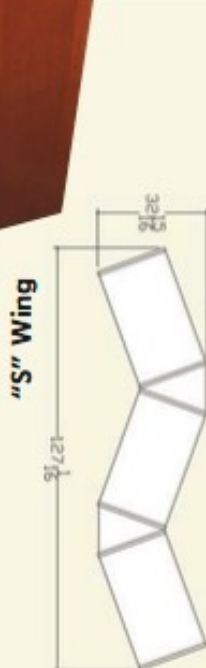
Y- WING  
86w x 74 x 40h

U- WING  
122w x 46d x 40h

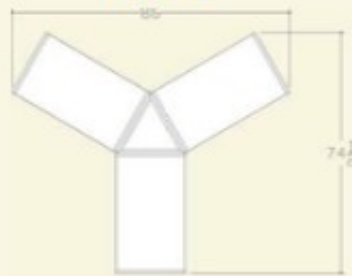
**Call for Pricing**



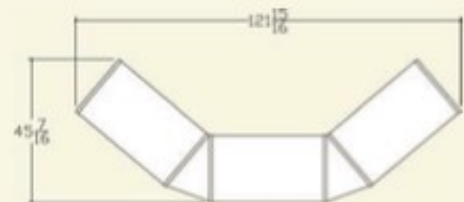
## DESIGN OPTIONS:



"Y" Wing



"U" Wing



"V" Wing



V- WING 83w x 42d x 40h  
U- WING 122w x 48d x 40h

**Call for Pricing**

**Many Styles, Colors and Configuration options to choose from**  
**Please call today for a quote on customizing your library**  
**Design and Layouts at no extra charge**





**SLOPED SHELF BOOKTRUCK - WOOD**

This four-wheel book truck has four 6”d sloped shelves and one 18”d flat shelf. 37”Wx18”Dx43”H  
BTM-F-606

**Call for Pricing**



**Revolving Magazine Display**

RMD-2360  
23”W x 23”D x 60”H Red Oak

**Call for Pricing**



IWT-42-R - 42 ROUND  
IWT-48-R - 48 ROUND  
IWT-60-R - 60 ROUND


**Call for Pricing**

IWT-6030 - 60L X 30W Rectangle Table Bull Nosed edge  
IWT-7230 - 72L X 30W Rectangle Table Bull Nosed edge

**Call for Pricing**

**COMPUTER TABLE**

Available in two widths and standing or sitting heights. All tables come with grommets in the tops and wire management channels under the tops.



CT-123 60w x 30d x 27h  
CT-124 60w x 30d x 39h  
CT-125 72w x 30d x 27h  
CT-126 72w x 30d x 39h

CT-123 - 60Wx30Dx27H  
CT-124 - 60Wx30Dx39H  
CT-125 - 72Wx30Dx27H  
CT-126 - 72Wx30Dx39H

**Call for Pricing**



**CTS-7236**  
**Two Station Unit**  
**Sloped End Computer Table**  
72w x 36d x 36h  
29h work surface

**Call for Pricing**





9to5<sup>®</sup>  
seating

# Administration



MAVERICK  
OFFICE SOLUTIONS | MADE IN THE U.S.A





 SAFCO®





**Trados**

- 914-4** Four Armchairs Ganged Grade 2
- 915** High Back Patient Chair Grade 2
- 916** 2 Seat Settee Grade 2
- 917** Trados Connecting Table
- 919** Trados Corner Table

**Call for Pricing**

**Trados**

**6720** Cocktail table, wood top

**Call for Pricing**



**EVE**

- 5835-OF** 30° Chair (Outside Facing)
- 5865-IF** 60° Loveseat (Inside Facing)
- 5865-OF** 60° Loveseat (Outside Facing)
- 5830** 30° Bench
- 5836** 30° Connecting/Freestanding Wedge Table
- 5860** 60° Bench

**Grade 2 - Call for Pricing**




**Flex Series**

Turn spaces into collaborative work areas  
 Grade 2  
 Power options -  
 110V receptacles and USB ports  
 Fully upholstered w/  
 double needle stitching  
 2" Ultra-cell foam in seat  
 Easily Configurable

**Call for Pricing**



**1520**  
20" Diameter Round  
20"W X 20"D X 18"H



**1532**  
Octagon  
32"W x 32"D x 18"H



**2003 3-Tier**  
Straight Seating  
37"W x 40"D x 35"H



**2002 2-Tier**  
Straight Seating  
37"W x 40"D x 35"H



**2033-IF 3-Tier**  
Inside Facing 30° Wedge  
47"W x 40"D x 35"H



**2002-IF 2-Tier**  
Inside Facing Seat  
37"W x 41"D x 35"H



**2002-OF 2-Tier**  
Outside Facing Seat  
37"W x 41"D x 35"H



**2032-OF 2-Tier**  
Outside Facing 30° Wedge  
47"W x 40"D x 35"H



**2032-IF 2-Tier**  
Inside Facing 30° Wedge  
47"W x 40"D x 35"H



**2033-OF 3-Tier**  
Outside Facing 30° Wedge  
47"W x 40"D x 35"H



ABERDEEN® COLLECTION

Replace this with Maverick

**Aberdeen Typical #10**

Consists of:

QTY	MODEL #	Description
1	ABD7242	72" Bowfront Desk, 72"W x 42"D x 29 1/2"H
1	ACB4224	42" Curved Bridge, 42"W x 24"D x 29 1/2"H
1	ACD7224	Credenza, 72" x 24"
1	APBBF26	Desk Pencil/Box/Box/File Pedestal (not visible)
1	AFF20	Credenza File/File Pedestal
1	AFLF36	Freestanding Lateral File, 36" x 24"
1	AHG72	Hutch with Glass Doors, 72" W
1	AHPM	Horizontal Paper Management

AT10

**Colors Available**

Cherry	LCR	*Vertical Paper Management (Shown) -
Gray Steel	LGS	Discontinued
Maple	LMA	
Mocha	LDC	



Aberdeen® Series 3-Shelf, Bookcase  
Model # AB3S36



Call for Pricing



Aberdeen® Series 42" Round Conference Table  
Model # ACTR42



Call for Pricing

Aberdeen® Series Storage Cabinet  
Model # ASC



Call for Pricing



Aberdeen® Series Personal Storage Tower  
Model # APST



Call for Pricing



Aberdeen® Series Suite 39  
Model # AT39



Call for Pricing



Aberdeen® Series 18" Conference Table  
Model # ACTB18



Call for Pricing





**HPFI Hyperwork Configuration**

Consists of:

QTY	MODEL #	Description
1	H - - 462R	Right Pedestal Curved Corner Desk, 72"W x 42/30"D x 29"H
1	HW - 495L	Left Asymmetrical Bridge, 42"W x 24/19"D x 29"H
1	H - - 733L	Left Lateral File Credenza, 72"W x 24"D x 29"H
1	H - - 738	Overhead Storage Unit with Doors & Paper Storage Shelves, 72"W x 16"D x 36.5"H

NOTE: The dashes in the model numbers represent the Pull and Finish choice designations  
 NOTE: Zone 3 Pricing (Southwest US)

Finishes	Code	Smooth Top Finishes	Code
Black	E	Boardwalk	SB
Boardwalk	BW	Driftwood	SD
Driftwood	DW	Shoreline	SS
Espresso	X		
Graphite	GP		
Mahogany	M		
Monticello Maple	MM		
Natural Maple	FM		
Shoreline	SL		
Windsor Cherry	WC		

**Bookcase**  
**HW\_36/48/60/72/84**

Fixed bottom shelf  
 1" thick shelves

**HW\_36** - 36"W x 12"D x 36"H

**HW\_48** - 36"W x 12"D x 48"H

**HW\_60** - 36"W x 12"D x 60"H

**HW\_72** - 36"W x 12"D x 72"H

**HW\_84** - 36"W x 12"D x 84"H

**Call for Pricing**



**Storage Cabinet**  
**H\_65DS**

36.5"W x 24"D x 65.5"H  
 1" thick shelves  
 Adjustable floor glides  
**Call for Pricing**



**Round Table**  
**HW\_TR36/42/48**

X-Base

**HW\_TR36** - 36"W x 29"H

**HW\_TR42** - 42"W x 29"H

**HW\_TR48** - 48"W x 29"H

**Call for Pricing**





**Romeo Style Flip Tables** Standard work surface options:

- 18", 24" and 30" D with 30", 36", 48", 60" and 72" W Standard rubber bumpers cushion nested tables 30" Standard Height Custom sizes available Durable 3mm edge banding standard. Locking casters, Thermally Fused

- RFLAAC304830 - 30" x 48" Flip Table with Casters
- RFLAAC306030 - 30" x 60" Flip Table with Casters
- RFLAAC307230 - 30" x 72" Flip Table with Casters

**Call for Pricing**



**Myriad Keyboard Tray w/ Gelpad Adj. Arm #JEVS17/S-106**  
**Call for Pricing**



**NewHeights™ Elegante XL with Electric Height Adjustable**  
Standard Base w/ Worksurface

NXTAAS244824 24" x 48"

**Call for Pricing**

NXTAAS304830 30" x 48"

**The Flip and Store Blow Mold Table** is a great choice for classroom/conference/training rooms. The blow-molded plastic top features a smooth writing surface. Flips for easy storage. Lightweight for easy moving. Two grommet holes help you control cords and keep your tabletop clean. Capacity 700 lbs.

BPFT-2460 24" x 60"

**Call for Pricing**

BPFT-2472 24" x 72"

**Turtle File Cabinets**

UL 1-Hour Class 350 Fire Rating. Products undergo exhaustive testing procedures, exposing the file to temperatures of 1700°F for 1 hr resulting in the internal temp less than 350° Fall rated - 30 ft. Lifetime Limited Warranty. Made in the USA.

- 4R1822-C - 4 Drawer Let/Leg 52 3/4"H x 17 3/4"W x 22 1/8"D
- 2R1822-C - 2 Drawer Let/Leg 27 3/4"H x 17 3/4"W x 22 1/8"D

**Call for Pricing\***

\*due to increase in steel prices, a surcharge may apply



**R-Style Delta Base with Worksurface**

Training Table w/ Storage  
Storage door that flips up is 4.81"  
\*14 laminate color options &  
2 base colors (Black & Silver)

24"Wx60"Lx29"H  
#RCDAAS246024

30"Wx60"Lx29"H  
#RCDAAS306030

**Call for Pricing**





**Horizontal Mesh Back Chair**

**B6566-BK**  
**B6566-GY**

27"W x 28"D x 40-45.5"H  
ARM HEIGHT 25" - 31.5"  
27" Nylon Base w/ Casters

Upholstered in mesh fabric which provides support by conforming to back shape and allows air to pass through to prevent body heat and moisture build-up  
Adjustable Lumbar Support  
(Color: Black/Grey)



**Europa**

**LE822 Mid Back**

22 x 25.5 x 35.8-39.4

SEAT 17.7 x 19.7

BACK 18.5 x 18

SEAT HEIGHT 18.5-22"

Tilt Tension Control Knee Tilt Lock Seat Height  
Adjustment Waterfall Seat

**Call for Pricing**



**Europa**

**LE833 Guest Chair**

**Call for Pricing**



**Europa**

**LE811 High Back**

25 x 25.5 x 41.5-45

**Call for Pricing**





**Maze  
MT4500**  
Adjustable Arms  
24"W x 20"D x 35-39"H  
SEAT 19"W x 17½"D  
BACK 19"W x 18"H  
SEAT HEIGHT 17.5 - 21.1"  
Tilt Tension Control Center, Tilt Lock  
Seat Ht. Adjustment, Waterfall Seat

**Call for Pricing**



**Maze  
MT3000**  
Loop Arms  
24"W x 20"D x 35-39"H  
SEAT 19"W x 17½"D  
BACK 19"W x 18"H  
SEAT HEIGHT 17.5 - 21.1"  
Tilt Tension Control Center, Tilt Lock Seat Height Adjustment, Waterfall

**Call for Pricing**

**LINEAGE BIG & TALL  
LEATHER EXECUTIVE CHAIR  
3503BL**

Supports up to 400 lbs  
Strong 5-star chrome metal base w/  
55mm heavy-duty casters  
Padded back and seat w/  
Double plush cushions  
Mid-back design provides back support  
Gas lift seat height adjustment  
Bonded leather  
Heavy-duty height and tilt mechanism  
Chrome metal armrests w/  
Ergonomic support

24.5"W x 30.75"D x 42" - 46"H

**Call for Pricing**



**Mesh Dakota 2  
7011**  
25.5"W x 23.5"D x 35.5"H  
SEAT 18"W x 19"D  
BACK 19"W x 17"H  
SEAT HEIGHT 19"  
Grade 2

**Call for Pricing**





**Flip NT1000 folding/nesting-NO ARMS**



**Flip NT5000ARM folding/nesting**



19.5"W x 24.5"D x 37.5"H  
SEAT 18"W x 19"D  
BACK 18"W x 20"H  
SEAT HEIGHT 20"  
comes in cartons of 2

NT1000 (Armless)  
NT5000 (Armed)

**Call for Pricing**

### Charlie Task Chair

- Breathable Mesh Black Backrest, Molded Foam Black Waterfall Seat & Fixed Black Arms, Soft Casters
  - Available in Black (FCCTBBKF), Blue (FCCTBBLF) and Green (FCCTBGRF) seat cushion
  - Adjustable lumbar support
  - Overall Dimensions: 23" x 21.5" x 42" (W x D x H)
  - Seat: 19.75" x 20.75" (W x D)
  - Back: 18.25" x 23.5" (W x H)
  - Seat Height: 3.25"
  - Weight: 26.5 lbs
  - Weight Rate: 250 lbs.
- See Ergonomic Terms & Conditions



**Call for Pricing**





**B7501**

Leather Plus is leather that is polyurethane infused for added softness and durability, built-in lumbar support, Large 27" nylon base for greater stability, Hooded double wheel casters, Upright locking position, Pneumatic gas lift seat height adj., Adj. tilt tension control.  
 Seat Size: 21"W x 19"D  
 Seat Height: 20-23.5"H

**Call for Pricing**



**B7509**

LeatherPlus is leather that is polyurethane infused for added softness and durability, Passive ergonomic seating with built-in lumbar support, Black steel legs.  
 Arm Height: 26.5"H  
 Seat Size: 20"W x 17"D  
 Seat Height: 19.5"H

**Call for Pricing**



**B9471-BK**

Executive High Back Styling - CaressoftPlus  
 Also available in Grey or White. Metal chrome plated finish 27" base and arms.  
 2-paddle spring tilt mechanism, which can be locked in any position throughout the tilt range.  
 Gas lift seat height adjustment.  
 Adjustable tilt tension control.  
 Hooded double wheel casters.  
 Arm Height: 26.5"-30"H  
 Seat Size: 20"W x 21.5"D  
 Seat Height: 20"-23"H

**Call for Pricing**



**B9476-WT**

Executive Mid Back Styling.  
 Also available in Black or Grey.

**Call for Pricing**



**B9479-WT**

Matching Guest Chair.  
 Available in Black or Grey

**Call for Pricing**



**B6716-BK Multi-Function Mesh Back Task Chair w/ 3 Paddles**

4" breathable SereneSoft mesh seat cushion  
 3 paddle multi-function tilting mechanism, which allows the seat and back to be independently adjusted and locked in any position.

Ratchet back height adjustment. Mesh back with lumbar support. Adj. tilt tension control and adj. height armrests. Pneumatic gas lift seat adjustment  
 25" Black nylon high crown base. Hooded double wheel casters.

Arm Height: 25.5" - 32"H.  
 Seat Size: 19"W - 20.5"H  
 Seat Height: 20.5" W x 23.5" H

**Call for Pricing**



**B6706**

Breathable mesh fabric seat. Adjustable height armrests. Ratchet back with active lumbar support. Spring tilt mechanism. Pneumatic gas lift seat height adjustment. Adj. tilt tension control. 25" nylon high base. Hooded double wheel casters.

Available in 2 mesh colors:  
 Black, Grey

Arm Height: 25" – 32"H  
 Seat Size: 19"W x 19"D  
 Seat Height: 19" – 22"H

**Call for Pricing**




**B6419**

Beautifully upholstered in vibrant colored mesh. Pewter finished loop arms. Metal Pewter finished cantilever base.

Arm Height: 27"H  
 Seat Size: 19"W x 18.5"D  
 Seat Height: 19"H  
 Overall size: 24"W x 24"D x 39"H  
 Weight Capacity: 275lbs.

**Call for Pricing**





**B1002**

High-back styling upholstered with commercial grade fabric. Adj. ht. armrests with soft polyurethane. Width adj. armrest, Large 27" nylon base. Hooded double wheel casters. Pneumatic gas lift seat ht. adj. Adj. tilt tension control. Seat tilt, Back angle lock allows the back to lock throughout the angle range for perfect back support. Weight capacity 275 lbs.

Black (BK)  
 Arm Height: 24.5"- 31"H.  
 Seat Size: 20"W x 19"D.  
 Seat Height: 18"-22"H.

**Call for Pricing**



**Luna 3460**

High design meets supreme ergonomics, mesh back  
 Seat size: 20"W x 16-19.5"D  
 Seat height: 16-21"H

**Call for Pricing**



**B9529**

Fully upholstered in Black LeatherPlus. Polished tubular steel frame coated with Black scratch resistant finish. Thick contoured cushions. Curved arms. Contoured seat and back. Weight capacity 250 lbs.

Arm Height: 25.5"H  
 Seat Size: 20"W X 20"D  
 Seat Height: 18.5"H

**Call for Pricing**



**B9539**

Fully upholstered in Black LeatherPlus. Polished tubular steel frame coated with Black scratch resistant finish. Thick contoured cushions, Contoured seat and back provides firm lumbar support.

Weight capacity 275 lbs.  
 Seat Size: 20.5"W X 20"D.  
 Seat Height: 19"H.

**Call for Pricing**



**B6909**

Contemporary Style. Painted tubular steel frame. Molded cap arms. Weight capacity 275 lbs. Stackable for space saving storage. Tapered legs. Stacks 4 high. Available in 4 mesh fabric seat colors: Blue (BE), Grey (GY), Red(RD), Black (BK)

Arm Height: 25.5"H  
 Seat Size: 18"W x 18"D  
 Seat Height: 19.5"H

**B6909 Arms**  
**B6919 No Arms**

**Call for Pricing**

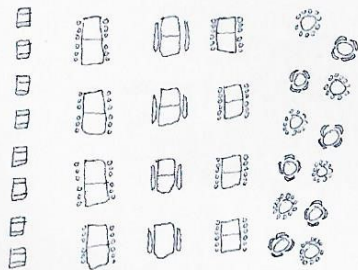


**B6919-Without arms is in black only**

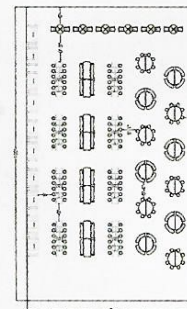
# Cafeteria/ Common Area



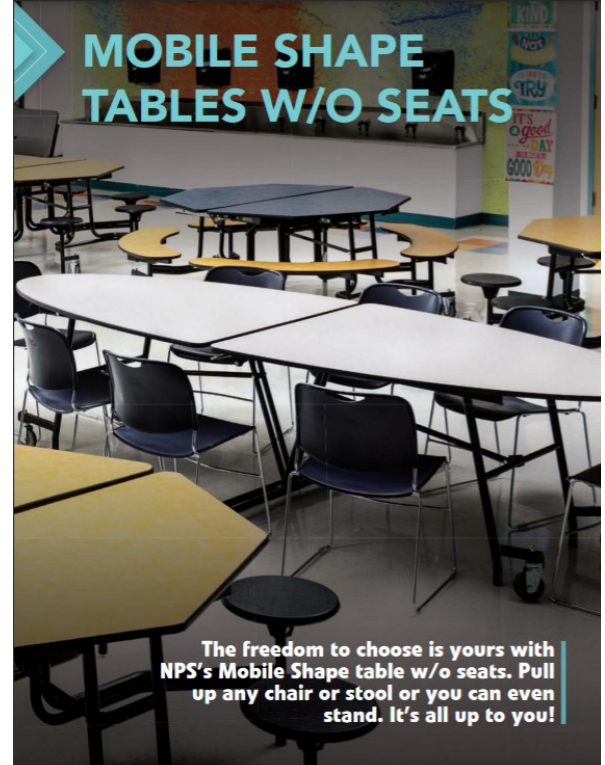
Hand  
Sketch  
Concept



NPS 2D  
Drawing



ITEM	DESCRIPTION	QTY
100211044	30" x 48" TAPER BENCH	16
ME312	12' SQUARE TABLE W/ 4' SEWER GUARD	8
ME312	12' BENCH TABLE	4
ME10009	30" x 48" TAPER TABLE W/ SEWER GUARD	6
ME10009	30" x 48" TAPER TABLE W/ SEWER GUARD	6
CT100093	30" SQUARE CAFE TABLE	6
BRK0	CAFE HEIGHT STOOL	12



**Mobile Cafeteria Table w/ Benches**

60" Octagon  
MDF Core  
ProtectEdge  
Textured Black Frame  
Seats 8  
34"x86"x54.5"  
29" table height  
17" seat height

**MTO60B-MDPEPC**

**Call for Pricing**



**Mobile Cafeteria Table**

10' Elliptical  
MDF Core  
ProtectEdge  
Textured Black Frame  
121 3/8"W x 44 5/8"L x 29"H

**MTE10-MDPEPC**

**Call for Pricing**



**ToGo Table/Bench Set**

1 Table - 2 Benches  
MDF Core, ProtectEdge, Textured BLK Frame  
Seats 6-8, 74" x 60" or 80" x 60"

**TGT2460MDPE**  
Table - 24"W x 60"L x 29"H  
**TGB60MDPE**  
Benches - 19"W x 60"L x 17"H

**TGT3060MDPE**  
Table - 30"W x 60"L x 29"H  
**TGB60MDPE**  
Benches - 19"W x 60"L x 17"H

**Call for Pricing**



**Mobile EasyFold Square Table**

MDF Core  
ProtectEdge  
Textured Black Frame  
60"W x 60"L x 29"H

**MTSSF-60Q-MDPEPC**

**Call for Pricing**



**Use in multi-purpose environments, cafeterias, and classrooms.**



**National Public Seating Mobile Convertible Bench Unit**

Backrest can be rotated 90 degrees to provide a versatile writing surface, Ideal for classroom instruction, testing & study hall use  
 Tables & benches fold and nest beautifully for perfect storage  
 Single bench units can be combined to create one large table, using the optional built-in ganging devices.  
 MDF with ProtectEdge Construction

- CBG72-MDPEPC** 6'- Convertible Bench MDF w/ ProtectEdge 1 Bench (29"-17") 72" x 15
- CBG84-MDPEPC** 7'- Convertible Bench MDF w/ProtectEdge 1 Bench (29"-17") 84" x 15
- CBG96-MDPEPC** 8'- Convertible Bench MDF w/ProtectEdge 1 Bench (29"-17") 96" x 15

**Call for Pricing**



Light Oak, Cherry, Grey, Walnut



**Mobile Cafeteria Stool Table**

Unit locks at midway position for easy cleaning, 14 gauge steel tubing, Tested for public safety, 4"caster wheels automatically lift off the ground when table is opened, Tabletops is high-pressure laminate. Tabletop sides are protected with unique ProtectEdge coating that surrounds the edges of table tops to prevent trapping food or bacteria.



- MTS8-MDPEPC** - MDF w/ ProtectEdge & Powder Coated Frame 8 Stools, Table-Seat Height is 29"-17", Table Dimensions 97" x 30"
- MTS10-MDPEPC** - MDF w/ ProtectEdge & Powder Coated Frame 12 Stools, Table-Seat Height is 29"-17", Table Dimensions 121" x 30"
- MTS1216-MDPEPC** - MDF w/ ProtectEdge & Powder Coated Frame 16 Stools, Table-Seat Height is 27"-15", Table Dimensions 145" x 30"

**Call for Pricing**

**Round Folding Café Table On Casters**

- MT48R-MDPEPC** 48" Round Table - MDF w/ ProtectEdge & Powder Coated Frame 29"H 48"x 48"
- MT60R-MDPEPC** 60" Round Table - MDF w/ ProtectEdge & Powder Coated Frame 29"H 60"x 60"
- MT72R-MDPEPC** 72" Round Table - MDF w/ ProtectEdge & Powder Coated Frame 29"H 72"x 72"

**Call for Pricing**



**National Public Seating Mobile Cafeteria Bench-Table**

Handicap accessible, tested for safety, 4 inch caster wheels automatically lift off ground when table is opened, unique bench design, entering for seating is hassle-free. Floor cleaning is easy without the need to fold or move the unit.



- MTFB8-MDPEPC** 8' rectangle fixed bench table - MDF w/ ProtectEdge & Powder Coated Frame 4 Benches(29"-17") 97" x 30"
- MTFB10-MDPEPC** 10' rectangle fixed bench table - MDF w/ ProtectEdge & Powder Coated Frame 4 Benches(29"-17") 121" x 30"
- MTFB12-MDPEPC** 12' rectangle fixed bench table - MDF w/ ProtectEdge & Powder Coated Frame 4 Benches(29"-17") 145" x 30"

**Call for Pricing**





**Mobile Shape Tables** are seat-less tables which are a great option for those who prefer to use separate chairs in their cafeteria, study hall or other venue.

Plus, our seat-less mobile tables come in a variety of shapes, so you can mix the layout of tables in your room, or choose the shape that best fits your style.



**Round**

MODEL #MT48R  
SHOWN IN WILD CHERRY, CHROME FINISH

**MT48R-MDPECR  
Chrome Frame  
Call for Pricing**

**Automatic Down Lock**  
SELF-LEVELING AUTOMATIC DOWN LOCK ENSURES ENGAGEMENT EVERY TIME TABLE IS FULLY OPENED.  
**Cleaning & Maintenance**  
LOCKS TABLE PARTIALLY OPENED FOR EASY FLOOR CLEANING. MANUAL RELEASE FROM BOTH SIDES OF TABLE TO FOLD

**Square**

MODEL #MT48S  
SHOWN IN LIGHT OAK, TEXTURED BLACK POWDERCOAT FINISH



**MT48Q-MDPEPC  
Powder Coat Frame  
Call for Pricing**

TABLETOPS ARE AVAILABLE IN A VARIETY OF COLORS TO FIT ANY COLOR SCHEME  
PHENOLIC BACKER ADDS SANITARY PROTECTION AND POWER WASHABLE

**Oval**

MODEL #MT72V  
SHOWN IN LIGHT OAK, TEXTURED BLACK POWDERCOAT FINISH



**MT72V-MDPEPC  
Powder Coat Frame  
Call for Pricing**

**Hexagon**

MODEL #MT48H  
SHOWN IN GREY, CHROME FINISH

**MT48H-MDPECR  
Chrome Frame  
Call for Pricing**

TAMPER-FREE, NON-MARRING, NYLON STEEL INSERT GLIDES AND TUBE CLOSURES.



**Rectangle**

MODEL #MT12  
SHOWN IN WILD CHERRY, CHROME FINISH

Built with "Tamper-free" Hardware

**ANTI-BACTERIAL:**  
PROTECTEDGE PREVENTS FOOD FROM BEING TRAPPED BETWEEN THE LAMINATE AND EDGE. AVAILABLE ON ALL TABLES.

16-GAUGE APRONS

14-GAUGE STEEL TUBING



**MT Series**

**TABLETOP COLORS**



**FRAME COLORS**



**TABLE CORE OPTIONS**



**TABLE EDGE OPTIONS**



**No need to reach in!**  
STORAGE LATCH RELEASE HANDLES ON BOTH SIDES OF TABLE TO UNLOCK. LOCKS AUTOMATICALLY WHEN FOLDED.



**"EasyLift" Torsion Bar System**  
ONE PERSON CAN EASILY LIFT AND FOLD TABLE FOR CONVENIENT STORAGE.

EXTRA-WIDE AND DURABLE 4" NON-MARRING HEAVY DUTY CASTERS ARE EXTREMELY SMOOTH TO ROLL. 275 LB. WEIGHT CAPACITY EACH!

**MT8-MDPECR  
Chrome Frame  
Call for Pricing**



**4296 - Vy Sled-Base Counter Height Chair**

25" seat height to use w/ 36" high surfaces  
 Rated to 350 lbs.  
 Plastic seat and back  
 Powder coat frame  
 Sled base  
 Colors: black, blue, green  
 18"W x 22"D x 40"H

**Call for Pricing**



**6804BU - Reve Guest Bistro Chair**

Seat size 18.5" W x 17" D  
 Seat Height: 18" H  
 Plastic seat and back  
 Ships 2 in a carton  
 250 lb. weight capacity  
 Choice of 4 colors  
 Frame colors: chrome or silver

**Call for Pricing**



**NPS Premium Plus Café Table**

Adjustable Height - 30" to 42"  
 High Pressure Laminate Round Top  
 MDF Core  
 13 gauge steel column with a heavy duty 1/2" steel base  
 3 tabletop sizes: 24", 30", 36"

Color options:



**PCT124MDPE**

**PCT130MDPE**

**PCT136MDPE**

**Call for Pricing**



**Café Time Stool**

Charcoal slate colored bistro height stools feature ergonomically curved plastic seats and backs mounted on a sleek 1-1/8" tubular steel frame, with silver tone powder coated paint. Rubber floor friendly glides will protect floors.



**NPS Café Time Stool**

Height: 42"  
 Surface Color: Charcoal Slate  
 Frame Color: Silver

**CTS30**

**Call for Pricing**



**111PLS-MY/LWM-7**

The Power Plus has a 30-watt amp ideal for venues like smaller conference rooms, meeting halls, auditoriums & cafeterias. Large 20.5" wide by 6" deep shelf, handheld mic, with 9' cable and a factory-installed gooseneck mic holder, a tie-clip/lapel mic with 10' cable w/ wireless microphones. Two wired & one wireless microphones. This sound lectern comes complete with a handheld mic with 9' cable and a tie-clip/lapel mic with 10' cable. Operates by AC plug or w/ optional battery model PS12-V & features input jacks for CD players, extension speakers

**Call for Pricing**



**200 Series/STEEL PREMIUM FOLDING CHAIR #240**

OVERALL: 29 1/2"H x 18 1/4"W x 20 1/4"D  
 FOLDED: 38"H x 18 1/4"W x 2"D  
 SEAT: 17 1/4"H x 16"W x 16"D  
 BACK: 8 1/4"H x 18 1/4"W

Two cross braces, powder-coated frame  
 Features 18-gauge 7/8" round tubular frame  
 Double hinges on each side provides stability and durability  
 Color coordinated polypropylene glides  
 Available Colors: Beige Grey Brown Char-Blue Black Red

**Call for Pricing**



**#84 / DOUBLE-TIER HANGING CHAIR TRUCK**

OVERALL: 67" W x 33 1/4"D x 70"H – weight 100 lbs.  
 14-gauge cross braces, 16-gauge hanging rods  
 Heavy duty (4" x 1 1/4") casters features 325lb. Wt. capacity  
 Swivel wheels for easy gliding  
 Chair capacity 84 standard folding chairs  
 Dark Brown Powder Coated Steel

**Call for Pricing**




**Keyboard Height Folding Table - Melamine**

24"W x 36" L x 29"H  
 #CF2436MTH

**Call for Pricing**

COLOR



36"W x 24" D x 0.24"T  
 Boss #NP05

42"W x 24" D x 0.24"T  
 Boss #NP06

48"W x 24" D x 0.24"T  
 Boss #NP07



**Boss Plexiglass Privacy Panel**

#NP05  
 #NP06  
 #NP07

**#NP02 - Bracket**

**Call for Pricing**





**BT3060/BT3072/BT3096**  
**LIGHTWEIGHT BLOW**  
**MOLDED RECTANGULAR**  
**FOLDING TABLES**

Available in 3 rectangular sizes  
 60", 72", 96"  
 Gravity slide lock or snap lock  
 provides extra stability  
 Lightly textured surface resists scratches  
 yet smooth enough to write on



**BT3060**  
**BT3072**  
**BT3096**

**Call for Pricing**



**BT48R/BT60R/BT71R**  
**LIGHTWEIGHT BLOW MOLDED**  
**ROUND FOLDING TABLES**

Available in 3 round sizes - 48", 60", 71" w/ 2" thick top  
 Lightly spotted grey top w/ textured powder coated legs  
 Gravity slide lock or snap lock provides for extra stability  
 Lightly textured surface to resist scratching yet  
 smooth enough to write on.

**BT48R**  
**BT60R**  
**BT71R**

**Call for Pricing**



**8110 Stacking Shell Chair**  
 Suitable for corporate dining rooms, training  
 centers & educational environments.  
 High density polypropylene seat/back shell  
 to make scratches less visible  
 Chrome plated frame w/ 17-gauge tubing  
 Three 16-gauge 5/8" tubular steel cross braces  
 for additional strength  
 Shell with ribs to strengthen points of stress  
 Chairs can be stacked 12 high.  
 Choice of colors: Black and Blue  
 Ganging clamps in standard black color (PGC81)

**Order in multiples of 4 only**

**Call for Pricing**



**BT1860/BT1872/BT1896**  
**LIGHTWEIGHT FOLDING**  
**SEMINAR TABLES**

Available in 3 sizes: 60"L, 72"L & 96"L by 18"W  
 2-inch thick top  
 Lightweight for easy set-up and transport  
 Lightly textured surface to resist scratching  
 yet smooth enough to write on.

**BT1860**  
**BT1872**  
**BT1896**

**Call for Pricing**



**9100 Series**  
**POLY SHELL CHAIR**  
 OVERALL: 32.5"H x 17 3/4"W x 21 1/2"D  
 SEAT: 18"H x 17"W x 16 3/4"D  
 OPTIONAL TABLET ARM:  
 5/8"H x 11"W x 23 1/2"D  
 Attractive 17-gauge chrome plated frame w/  
 powder-coated finish  
 Features a sturdy 3/4" square frame  
 19-gauge steel tubing  
 Seat is cushioned with 1 1/2" of high-density  
 Grade A foam

**9110-B**

**Call for Pricing**



**9200 Series**  
**DOMED-BACK STACKER**  
 OVERALL: 34"H x 18"W x 21"D  
 SEAT: 19"H x 16"W x 16"D  
 Attractive 18-gauge steel frame w/  
 powder-coated finish  
 2" thick Grade A foam cushion  
 double stitched w/ a spacious waterfall seat  
 Available in choice of  
 institutional grade fabrics

**9258-SV**  
**Call for Pricing**



# Café Time

— BY NPS® —

*the industry's best value for an all-inclusive café table and stool.*

**You have asked, and we have answered!**

All Café Time tables now include two feet options, an adjustable glide or — **NEW** — a double wheel hooded caster in matching Charcoal Slate/Grey. Use with glides when tables are kept stationary or install included caster wheels for rolling around such as for nesting and storage.

Every convenience you've ever wanted, built into a gorgeous charcoal slate colored 1-3/8" thick plastic top, mounted on a matching silver square frame.

Use as a café table in standard 30-inch table height, or effortlessly raise to 42-inch bistro height, with a simple pull of the concealed pneumatic lever. 36"W x 36"D with contoured corner edges, they are perfect for your break room, cafeteria, or lunchroom. Lightweight, scratch resistant and durable, the attractive top will complement any décor, and the sleek contemporary legs will provide a perfect airy look. Tilting latch sets table top into vertical position for compact storage, while contemporary styled legs allow nesting with adjacent tables. Matching charcoal slate colored bistro height stools feature ergonomically curved plastic seats and backs mounted on a sleek 1-1/8" tubular steel frame, with silver tone powder coated paint. Rubber floor friendly glides will protect floors.

**Call for Pricing**

**Call for Pricing**

### Café Time Table

MODEL #CTT3042 SHOWN

### Café Time Stool

MODEL #CTS30 SHOWN

ERGONOMICALLY CURVED PLASTIC SEATS AND BACKS



A SIMPLE PULL OF THE CONCEALED PNEUMATIC LEVER MAKES FOR EFFORTLESS RAISING AND LOWERING



TABLETOP SETS INTO VERTICAL POSITION FOR COMPACT STORAGE

Use as a 42" Bistro Table or 30" Standard Table

SCRATCH RESISTANT ATTRACTIVE TABLETOP AND CHAIR SEATS & BACKS

LEGS ARE STYLED TO ALLOW NESTING WITH OR WITHOUT CASTERS



Optional Casters now available for Café Time Tables

Café Time Tables with Casters

### Series #CT

TABLETOP / SEAT COLOR	CHARCOAL SLATE
FRAME COLOR	SILVER TONE

RUBBER FLOOR FRIENDLY GLIDES TO PROTECT FLOORS

Perfect for your Break Room, Cafeteria, or Lunchroom





### Extra Heavy-Duty Rectangular Table

The 238 Rectangular picnic table continues to be our most popular table. Choose from 22 powder coat frame and 8 UltraCoat planking colors. 4', 6', and 8' lengths  
 Available in an 8' ADA accessible option with choice of single or double-sided handicap accessibility  
 2-3/8" O.D. frame with 1-1/16" O.D. brace  
 All MIG welded frame, Walk through design  
 All stainless steel hardware Portable & /or surface mount – 6ft  
**#238-V6 (6' table)**

**Call for Pricing**

### Square, Octagon, Round Table (358 Series)

The 358 table comes in a 46" square, octagon or round table with a game top option. This table can be ordered as ADA accessible. Surface mount recommended for ADA accessible tables. 46" square, octagon or round table w/umbrella hole standard Available in a (H) single-sided ADA accessible option 1-5/8" O.D. frame with 1-1/16" O.D. brace  
 All MIG welded frame with walk through design  
 Umbrella hole diameter 1-5/8" I.D.  
 All stainless steel hardware  
**#358-RDV (Round Table)**

**Call for Pricing**



### Contour Cantilevered Bench with Back (975)

This bench can be inground or surface mount 4', 6', and 8' lengths but can be extended with 4', 6', and 8' add-on benches  
 2-3/8" O.D. all MIG welded frame

Optional center arm kit 965-ARM

**975-V8**

**Call for Pricing**

### 32 & 55 Gallon Receptacles

Diamond, Perforated, Fiesta, Wave, or Slat pattern  
 Available in 32 and 55 gallon sizes 3/4" #9 expanded metal  
 Optional plastic liner and 5 different lid styles  
 All MIG welded unit  
 Portable with mounting options sold separately  
 Lids and liners are sold separately

**S-32 - 32 Gallon (Slat)**

**RT-32 Round Top  
 Plastic Liner - PL-32**

**EX-55 - 55 Gal. (Diamond)**

**Flat Lid Top - FTR-55-08**

**Plastic Liner - PL-55**

**Call for Pricing**



# Early Development



Buy the complete set  
and save!



## WB0220 Infant Floor Mirror Set

Mirrors are important tools that foster a young child's self-awareness, self-esteem, intellectual curiosity and cognitive development. In an inventive twist, we applied safe, shatterproof acrylic mirrors on a variety of block shapes to encourage a first-mover's mobility, coordination and confidence through exploration and play. Constructed in beautiful, durable birch plywood with no visible screws or joinery and edges that are rounded over and sanded smooth for safety.

Dimensions vary with configuration. Weighs 110 lbs.

**WB0220**  
**Call for Pricing**



## CH4049 2 Tub Sand and Water Table

2 12-gallon tubs, tops can be removed and stored underneath, tubs elevated for easy removal of content by hand, table surface is 1" thick birch plywood w/ heavy duty lockable casters.

43.5"W x 30"D x 24.5"H

**Call for Pricing**

## CONTEMPORARY KITCHEN ENSEMBLE

Everything about this kitchen group is exciting and unique, from its innovative modern design and distinctive color to the realistic features that you'd actually find in a modern kitchen—a real chrome faucet, dials that click and turn, steel sink, and modern, metal handles. It has every appliance you'd expect to find in today's kitchen: stove, sink cabinet, a French door refrigerator, stacked washer/dryer, dishwasher and a microwave. Five imaginative kitchen units children can arrange in dozen of ways.

35" H x 95" W x 15" D

Weighs 187 lbs.

**BUY THE 5 UNIT SET AND SAVE!**

**WB6400**

**Call for Pricing**



### WHITNEY PLUS 12" CHAIR

**CR2512N**  
13.75"W x 17"D x 23.5"H  
13lbs

**Call for Pricing**

### CONTEMPORARY KITCHEN COMBO

**WB6475**  
48"W x 15"D x 35"H - 90lbs  
**Call for Pricing**



### BENTWOOD BACK CHAIR

13.5" W x 11.5" D x 19.25" H - 7lbs  
**WB0178**  
**Call for Pricing**

### ROUND CHILDRENS TABLE

28" W x 21" D x 21" H - 21lbs  
**WB0179** **Call for Pricing**



## Cubby Storage Cabinet w/20 Trays

Twenty compartments with 20 clear trays (included) provide tons of storage in a cabinet constructed from beautiful, durable birch hardwood laminate. 100 lbs.

GreenGuard™ Gold Certified.

**Dimensions:** 48"W × 30"H × 14"D

Made in USA. Lifetime Warranty.

**WB3251**

**Call for Pricing**



## Wall Mount Book Shelf

A popular economical book display unit that holds a loads of books in a slim, wall-mounted profile that's accessible by children and adults.

Ships ready to assemble via UPS. GreenGuard certified. Made in USA. Lifetime Warranty.

**Dimensions:**  
31"W x 56"H x 5.5"D

**WB2113**  
**Call for Pricing**



## New Wave Melamine Book Display

With a natural melamine finish, four shelves for displaying any size children's book. This handy display is designed to be placed against the wall.

Ships ready to assemble via UPS.

GreenGuard™ Gold Certified. Made in the USA.

Lifetime warranty.

**Dimensions:** 37"W x 30.5"H x 14.5"D

**WB4436**

**Call for Pricing**



## COMFY PLACES AND STORAGE SPACES

Here's a great way to create an instant "reading room" in any classroom with either of these two versatile reading couches. The single units can be grouped, allowing you to configure a reading group any way you like. Both couches feature a lots of book storage in back and are constructed in our beautiful, sturdy birch plywood and come with soft, comfortable cushions covered with easy-to-clean vinyl.

### COMFY READING NOOK

Low to the floor and perfect for reading time. And extra-comfy for just hanging out. These seats let you set up comfortable play and learning areas wherever you like. And there's plenty of room for storage in the back. Each unit is 24" W x 18" H x 29" D.

**WB8010 (EA)**  
**WB8510 (Set of 5)**

**Call for Pricing**





### WB1606 - Big Wide Discovery Table

A great play table to toddlers. The handy lip along the perimeter prevents objects from falling off and the wide base provides stability with ample storage underneath. Constructed in durable birch plywood withstands rigorous use by children. Ships fully assembled via UPS. GreenGuard™ Gold Certified. Made in the USA. Lifetime warranty.

Dimensions: 31"W x 31.5"D x 20"H Weighs 44 lbs.

**Call for Pricing**

### WB0965 - Deluxe Puppet Theater with Markerboard

*A best seller!* A colorful stage with curtains for imaginative puppet shows. Write & wipe board on front for announcements. Constructed in beautiful, durable birch laminate in safe, non-toxic natural UV finish. Easy to assemble, ships UPS. GreenGuard™ Gold Certified. Made in the USA. Lifetime Warranty.

Dimensions: 31.75"W x 34.25"H x 12"D Weighs 18 lbs.

**Call for Pricing**



### WB6800 - Adjustable Easel with Dry Erase Boards

Our popular easel features heavy-duty hinges on sturdy hardwood legs, two clips on each side to hold paper firmly, and adjustable height for children ages three and up. Includes one Write-and-Wipe board and one chalkboard. GreenGuard™ Gold Certified. Made in USA. Lifetime Warranty.

Dimensions: 23.75"W x 28"D x 48"H Weighs 19 lbs.

**Call for Pricing**



### WB0502R - Two Level Book Carousel

Nothing sparks a child's imagination like a good book. Here are 2 shelves for easy browsing of books. Ready to assemble.

Dimensions: 21.75"W x 30.5"H x 21.75"D Weighs 46 lbs.

**Call for Pricing**





**WB1835  
Mobile Garden Center**

Ideal for STEM in Early Learning! Our mobile garden center brings nature into the classroom and engages children in hands-on learning about how plants grow. Plant seeds, water the soil and follow the evolution of plant life.

Stylish, sturdy and mobile, the cabinet features a top shelf that accommodates 28 included clear plastic planting containers, a middle shelf with a vertical center divider that creates a storage compartment on each side, and a bottom shelf compartment that accommodates two Gratnell trays with lids [included] to store additional materials such as seeds, plants or soil. Mounted on four heavy duty non-marking lockable casters for mobility, the 19.5"W cabinet easily fits through standard door openings.

 **READY TO ASSEMBLE**  
36"W x 19.5"D x 24.5"H. Weighs 66 lbs.

**WB1835**

**Call for Pricing**



**NEW!**

**WB3010 - Outdoor Mobile Mud Play Kitchen**

Outdoor mud kitchen provides the perfect setting for open ended outdoor play - and it's the only one in the market that's mobile. GreenGuard™ Gold Certified. Made in the USA. 1 Year Warranty.

Dimensions: 42"W x 19.75"D x 40"H      Weighs 70 lbs.

**Call for Pricing**

**Outdoor Mobile Mud Play  
Kitchen  
WB3010**

**WB0577 - Adjustable Laptop Stand**

Provides a sturdy and stable foundation for young learners to use a laptop or tablet without being sedentary. Shelves are height adjustable to grow with the child. Durable birch plywood. GreenGuard™ Gold Certified. Made in the USA. Lifetime Warranty.

Dimensions: 26"W x 15.25"D x 20"H      Weighs 13 lbs.

**Call for Pricing**



**Adjustable Laptop Stand  
WB0577**

Learn the exciting details of the world we live in.

### World Traveler

FE1343/FE1344

Options: 6' x 8'4", 7'6" x 12, 10'6" x 13'2"

Call for Pricing



Numbers and Shapes combine to aid children in learning and recognition the fundamentals,

Seats up to 20 kids

### Simple Shapes

FE116-34A

Rectangular  
6' x 9'

Call for Pricing



All Carpets come with Anti-Microbial Treatment



Your *little mathematicians* will enjoy the colorful and exciting presentation of numbers on this rug.

### Numbers Rows 123s

FE376-44A (Rectangular, seats 30, 7'6" x 12')

Call for Pricing



From coast to coast, this colorful play carpet enables children to learn the location and names of each of the 50 United States. *Geography has never been so much fun!*

### American Doodle Map

FE262-32A (Rectangular 6' x 8'4")

Call for Pricing

# Athletics



### Double Tier Heavy Duty Lockers

Go for the durability of Lyon's Heavy Duty Lockers

- All lockers shall be preassembled with all seams & joints welded for rigidity & durability.
- Heavy duty 16 gauge steel flanged locker body to give double thickness of metal at back vertical corners. 18 gauge backs.

Call for Pricing




### Command Gear™ Lockers

Heavy duty military gear steel locker with open face and two lockable storage compartments.

All-welded construction

Shipped set up

Call for Pricing and options

\*Steel Surcharge May Apply



### Medical Treatment Bench

FAB-7230M

30"Dx72"Lx26"H

500lbs weight capacity



Call for Pricing

### 1201 FIRST-AID COUCH

Our premium first-aid couch is neatly upholstered in health-care approved anti-bacterial, bleach cleanable, heavy duty vinyl. The first aid couch also has an optional paper dispenser (not shown). High density foam is used for comfort.



 Very well made in the USA.

1201

Dimensions: 72" x 26" x 22.25" w/ detachable pillow  
Colors: Black, Navy & Wine

Call for Pricing



Item #1201PD  
Cot Paper Dispenser  
With (2) stainless steel "spring-action" brackets and removable metal rod. Will accommodate paper rolls up to 21" wide.



### Boss Medical Stool B240-BK

Upholstered in durable Caressoft Anti-Microbial Vinyl for easy maintenance & cleaning. Molded foam seat.

Adjust. Seat height w/ a 6" vertical height range

Dual wheel casters all for easy movement. Attractive chrome finish on the base and gas lift

Seat size 16"W x 16"D  
Seat height (adj.) 20.5" - 26.5"H  
Overall size: 25"W x 25"D x 20.5-26.5"H

Call for Pricing



**BOSS**  
Office Products



**3000 Series portable folding chairs** offer advanced comfort with a 3" upholstered seat and 1" upholstered seat back. Add a printed or embroidered logo to the seat, seat back, & seat gusset to show school spirit or corporate support. 3400BX - Box Seat 3" Seat Pad, 2 Color Seat & Back Screen. Priced with Grade 1 Vinyl Fabric—  
**Minimum Order 24. Call for Pricing and Options**



**clarin**  
by husseyseating

From sporty, short locker room stools to tall bar-height stools, **Clarin** has a **stool** to fit your needs. Durable & stylish, choose from three round seat heights & ottoman-style foot-stool. Includes 1" thick upholstered seats. (#118, #124 & #130). Grade 1 vinyl fabric. Standard black powder coat frame for additional frame colors. 13" round height. 2 color.  
**Call for Pricing and Options**

#118 - Low Stool 18" seat ht. #124 - Mid Stool 24" seat ht. #130 - Tall Stool 30" seat ht.

**FT7500IMP - SuperStar Impression Custom Digitally Printed Folding Chair**

**FT7500ATT - SuperStar Attitude Padded Folding Chair**

**Call for Pricing**

**CUSTOM PRINTED FOLDING CHAIRS**

**the SUPERSTAR IMPRESSION**

- Unlimited Printed Design Possibilities
- 4-Color Print on Backrest, Seat Cushion Top & Front
- Choose From 10 Available Chair Frame Colors
- Orders under 10 Chairs subject to Art Charge
- Optional Name, Logo and/or Ball Decal on Backrest Frame

Order Superstar Impression using the color codes below.  
 The first color code indicates the color of the frame.  
 The second code indicates custom printed cushions.

**Superstar Impression FT7500IMP-BK-GPH**

Optional Logo

**the SUPERSTAR ATTITUDE**

- Seven Sports Options
- Great for Man Cave or Kids Room
- No Minimum
- Choose From 10 Available Chair Frame Colors
- Optional Name, Logo and/or Ball Decal on Backrest Frame

Optional Name with Ball Decal

BB = Basketball  
 GF = Golf  
 TN = Tennis  
 BA = Baseball  
 SC = Soccer  
 FB = Football  
 VB = Volleyball

**Color Options**

<b>BK</b> Black	<b>WH</b> White	<b>RY</b> Royal Blue	<b>SC</b> Scarlet	<b>NY</b> Navy Blue
<b>FG</b> Forest Green	<b>KG</b> Kelly Green	<b>OR</b> Orange	<b>PR</b> Purple	<b>GL</b> Gold

**First Team's** line of indoor tip-n-roll bleachers. Seats use 9 5/8" x 1 3/4" anodized aluminum planking. Walk planks are 9 5/8" x 1 3/4" mill finished aluminum. 4" tip-n-roll wheels are secured to back seat support to make bleachers portable. Tilt bleacher backwards onto wheels to roll. Basic framing all welded structural angle w/ bolted cross bracing to maximize bleacher strength for end shift loads. Framing spaced on 6ft centers. 2 1/2" rubber floor protectors are used bottom of frame to protect finished floors. Steel under structure is powder coat painted black.

**Available colors include:** Scarlet, Royal Blue, Navy Blue, Forest Green, Kelly Green, Gold, Orange, Purple and White. **9ft**

**FAN3-2FP-TNR-9**

**Call for Pricing**



**First Team**

With their traditional good looks and solid construction, Heritage Series cases will stand the test of time. These wooden display cases offer premium features like sliding tempered glass doors, built-in locks, steel shelving hardware, and floor levelers. A lighted case is available for an enhanced presentation. Available in two distinct sizes and your choice of either oak or hardwood. With over a century of experience behind them, Heritage Series display cases continue to be a customer favorite.



**893M-PB-J (lighted case)**

- 4' oak or hardwood framed case
- 4 half-length adjustable shelves
- Lighted cornice

76"H x 48"W x 18"D

**Call for Pricing**



**891M-PB-C (lighted case)**

- 4' oak or hardwood framed case
- 4 half-length adjustable shelves

70"H x 48"W x 18"D

**Call for Pricing**




**8949M-PB-H (lighted case)**

- 3' oak or hardwood framed case
- 1 full-length adjustable shelf

40"H x 36"W x 14"D

**Call for Pricing**



**FT6000GLM**  
Set of 4 Weighted Football  
End Zone Markers

**Call for Pricing**



**5700/5900 | TRADITIONAL BIKE RACK**

- 5', 8' and 10' length options
- Available in inground, portable and Surface mount options
- Add-on options available
- Available in single sided (5700 series) or double sided (5900 series)
- 1-5/8" O.D. posts with 5/8" O.D. rung bars
- Heavy duty casted clamps
- All zinc plated hardware



**FT6060**  
Post Pad - Football goal post 6-5/8"  
**LTR6060**  
Lettering for 6-5/8"

**Call for Pricing**



**FT6050**  
Post Pad - Football goal post 5-9/16"  
**LTR6050**  
Lettering for 5-9/16"

**Call for Pricing**



**Call for pricing on High Jump and Pole Vaulting  
Landing Systems. Both mats meet NCAA Qualifications.**





4" Round Aluminum  
One-Piece Crossbar  
1 3/4" Galvanized Backstays  
Ground Bar Included  
Free Portable Wheel Assembly  
Heavy Duty HTPP Hexagonal Mesh Net Included

AVAILABLE IN 4 POPULAR SIZES




World Class 40 Elite-PB.....24'(w) x 8'(h) x 4'(t) x 10'(b)  
World Class 40 Sr. Club-PB.....21'(w) x 7'(h) x 4'(t) x 7'(b)  
World Class 40 Jr. Club-PB.....18.5'(w) x 6.5'(h) x 4'(t) x 6.5'(b)  
World Class 40 Element-PB.....12'(w) x 6.5'(h) x 4'(t) x 6.5'(b)

**World Class™ 40** line of 4" round aluminum portable soccer goals! The World Class 40 line is designed to maximize functionality. World Class™ 40 goals are sold complete and always include goal structure, backstays, ground bar, transport wheel kits, auger style ground anchors and professional style hexagonal net.

All World Class™ 40 goals meet or exceed ASTM F2056 for tip over and failure requirements. All soccer units meet NCAA, NHSF and FIFA rules.

The 4" round aluminum uprights and crossbar are powder coated white for an aesthetic appeal. First Team's net fastening system attaches net securely in place. Once in place, net clips will not come loose or get lost. No more Velcro straps, welded hooks, screws or nylon ties. Unlike other manufacturers clips, net fasteners will not become loose or cause misalignment of net. 40 backstays are manufactured of 100% galvanized 1 3/4" round tube and will not rust. Backstays are designed extra deep for added stability and security and include our built in portable wheel feature for ease of transport.

**Call for Pricing and Options**



*First Team*



**All Pro Series** boasts a massive 6 5/8" diameter steel post for maximum structural stability. For rust free performance the goalpost has a galvanized undercoating while the 6 5/8" diameter crossbar and 4" diameter uprights are made from rust free aluminum. First, the All Pro has a unique telescoping nosecone design that allows the overhang distance to be extended anywhere from 6'9" to 8'6". So no matter what, the crossbar comes out dead even with the back of the end zone every time. Second, the nosecone attachment not only allows the crossbar to be leveled at time of assembly, but you can also fine tune the crossbar elevation up to 2" up or down. Crossbar is always at perfect 10' height every time. Third, each upright is attached to an adjustable corner elbow that is fully rotational allowing the uprights to be assembled perfectly straight every time.

All Pro can be set to a maximum overhang of 8'6", when used in conjunction with portable soccer goals on multi-use fields. First Team offers a crossbar extension kit when needed. This allows a college width crossbar to be converted to high school width when needed for fields used by both college and high school teams. Post pads, ground sleeves and access frames are available for any All Pro package.

All Pro football goalposts are available in either safety yellow or white. Wind direction streamers are included. All Pro football goalposts are covered by First Team's 10-Year Limited Warranty.

**All Pro HSC-SY - Call for Pricing**



**Outdoor Batting Tunnels**

- Tension, overhead, and cantilever styles available
- Single, double, and triple baseball/softball configurations
- Full-height overlapping entry flaps provide convenience and safety
- Super durable black powder coated aluminum or steel framework
- Black #36 nylon, 1-3/4" mesh net with vinyl enclosed chain ballast
- #60 and #84 nylon net available upon request (structure may vary)
- Indoor applications and custom designs available upon request

**Call for Pricing and Options**



**Hurricane Portable Basketball Goals**

The Hurricane's extension distance from base to backboard is 96" meeting all NCAA & NHSF requirements. The Hurricane portable hoop is height adjustable. Rim height adjustments from 10' down to 6' are made easily with its low maintenance extension spring design. Heavy foam padding protects players on the front, sides and back of the base unit. A boom extension pad is also included. Unit is extremely stable as well as durable and will not tip over when players hang on the rim. For additional support, rear hold downs are included. Floor load on the wheels is: 350 psi. All Hurricane portable basketball goals are covered by First Team's unmatched Lifetime Superior Warranty (Hurricane Triumph - FL)

**Call for Pricing (freight included)**



**FREE!**  
Pad Lettering  
Upon Request



Side-By-Side Systems Available



Wormgear Net Tensioning Crank



Net Height Indicator

**Frontier**

The Frontier steel competition volleyball post system offers exceptional net and post rigidity. Steel volleyball posts have long been the popular standard when it comes to maintaining bowstring tight net tension. Though advances have been made with light-weight titanium standards, steel is still the most economical way to get competition quality net tensioning.

Though Frontier's uprights are constructed of thick 1/4" wall steel tubing, the Frontier is the only volleyball system constructed with its own built in transport wheel on each post. Simply roll each upright to its respective floor socket and drop the volleyball post into place, no lifting required.

All Frontier packages come complete with a wormgear crank net tensioner that will not backdrive and is the safest in the industry. The telescoping pistons are spring loaded for simple, quick net height adjustments from 78" to 98" for all levels of play. Net height is shown on the built in net height indicator. System comes with a top quality knotless mesh competition net made with Kevlar. Upright padding is included in your choice of 12 colors, padded rope covers and chain net height gauge are also included. Entire system meets all NCAA, National High School Federation and USVBA rules.

**Call for Pricing**




Built-In Transport Wheel



**FREE**  
Lettering  
with  
Purchase  
of V-ball  
System

# the SPORTZONE LUXURY STADIUM CHAIR

• Tipped Storage Pockets on Back



• Optional Full Color Print on Back of Backrest

• 14oz. Vinyl Construction (13 color options)

• 2" thick foam

• Rubber Foot Protection

• A built in safety hook is provided that can be used to engage the bleacher plank to guard against accidental back tipping.

• Our unique two position cupholder means no more spilled drinks



# the BALL HOG™ PREMIUM BASKETBALL CARRIER

First Team's Ball Hog is the last ball carrier you'll ever need to buy!



FT24

- Holds up to 24 Mens or Womens Basketballs
- Tote Handle for Easy Transport
- FREE LTR24 Lettering On Request
- Durable Powder Coated Steel
- Lifetime Superior Warranty
- Approx. Shipping Weight: 92 lbs.



FT13

- Basketball Dry Erase Clipboard
- Front - Full Court Diagram
- Back - Half Court Diagram
- 8" x 13" Size
- Includes Dry Erase Marker
- Header Card with Hole for Retail Display
- Approx. Shipping Weight: 1 lb.

**High Impact - Graphic Wall Padding**

**Sportzone LX**  
Call for Pricing

**Ball Hog FT24**  
Call for Pricing

**Clipboard FT13**  
Call for Pricing

**FT456-WB-GPH**  
Call for Pricing

**FT458-WB-GPH**  
Call for Pricing

**FT450-WB-GPH**  
Custom Pricing

<b>RY</b> Royal Blue	<b>SC</b> Scarlet	<b>GL</b> Gold	<b>PR</b> Purple
<b>KG</b> Kelly Green	<b>BK</b> Black	<b>CB</b> Columbia Blue	<b>MR</b> Maroon
<b>GR</b> Gray	<b>NY</b> Navy Blue	<b>OR</b> Orange	<b>FG</b> Forest Green
<b>BR</b> Brick Red	<b>SO</b> Sienna Orange	<b>DG</b> Desert Gold	<b>SB</b> Saddle Brown

## HIGH IMPACT™ GRAPHIC WALL PADDING

### First Team

Energize your facility with First Team's High Impact graphic wall padding! First Team's unique digital printing process allows us to print any image you desire on our safety pads. Our graphics team will work with you to develop the perfect look for your facility. We can use customer supplied artwork (see artwork specifications) or develop your art from scratch. High Impact pads are priced including one hour of in house art design. Two inch thick foam pads are available in standard 2'x6' and 2'x8' sizes. Odd size panels are available and are priced per square foot. Pads are mounted permanently to the wall through 7/16" thick plywood backing. A 1" lip top and bottom is provided for wall attachment. Fastening hardware is not provided. If cutouts are required for outlets, etc. simply order field cutout FT449 shown, specify size and color. Common applications require 8 panels, 16' to protect the 12' wide free throw lane. 1-Year Limited Warranty.

**FT456-WB-GPH** • Min. Order: 4 Panels • 2' x 6' Panel • 1-Year Limited Warranty • App. Wt. 26 lbs./Panel

**FT458-WB-GPH** • Min. Order: 4 Panels • 2' x 8' Panel • 1-Year Limited Warranty • App. Wt. 36 lbs./Panel

**FT450-WB-GPH** • Odd Sized Panel Specify Size Up To 2' x 8' • 1-Year Limited Warranty • Priced Per Sq. Ft.

## BODYGUARD™ PROTECTIVE WALL PADDING

First Team's BodyGuard wall padding is a great choice anywhere there is potential for participant injury due to wall collision. BodyGuard wall padding is available in 16 colors and includes 2" thick foam wrapped in a 14 oz. vinyl covering. Panels are available in four standard sizes as well as odd size panels for custom situations. Pads are mounted permanently to the wall through 7/16" thick plywood backing. A 1" lip top and bottom is provided for wall attachment. Fastening hardware is not provided. If cutouts are required for outlets, etc. simply order field cutout FT449 shown, specify size and color. Common applications require 8 panels, 16' to protect the 12' wide free throw lane. 1-Year Limited Warranty.

Now Available in 16 Colors!

**FT449** • Field Cutout Insert for two-plus outlet (specify color) • 1-Year Ltd. Warr. • App. Ship. Wt: 1lb.

**FT455-WB** • 2' x 5' Panel • 1-Year Ltd. Warr.

**FT456-WB** • 2' x 6' Panel • 1-Year Ltd. Warr.

**FT457-WB** • 2' x 7' Panel • 1-Year Ltd. Warr.

**FT458-WB** • 2' x 8' Panel • 1-Year Ltd. Warr.

**FT450-WB** • Odd Sized Panel Size Up To 2' x 8' • 1-Year Ltd. Warr. • Priced Per Sq. Ft.

**Bodyguard - Protective Wall Padding**

**FT455-WB**  
Call for Pricing


**FT456-WB**  
Call for Pricing

**FT457-WB**  
Call for Pricing

**FT458-WB**  
Call for Pricing

**FT450-WB**  
Custom Pricing

Coyote School Furnishings  
www.coyoteschoolfurnishings.com  
1-866-750-9269



1GPA#19-02PV-03

