

COYOTE

SCHOOL FURNISHINGS

Founded 2007

2022 | 2023 Catalog

We Furnish New School Projects

Elementary

K-8

Middle School

High School

Community College

Integrity

Trust

Respect



Contract #19-02PV-03

Jeffrey C. Marton
2511 W. Queen Creek Rd. Unit #421
Chandler, AZ 85248

Office - 866-750.9269

Cell - 480-227-0800

jcmarton@coyoteschoolfurnishings.com
coyoteschoolfurnishings.com



Contract #19-02PV-03

What will happen after the sale?

Our business model ensures a long term relationship with our customers!

K-12 & Community Colleges - School Furnishings

THAT'S WHAT WE DO!

Our Core Beliefs are Honesty, Trust and Respect

Coyote School Furnishings is your source for **Classroom, Library, Cafeteria and Administration Furniture.**

Honesty

Coyote School Furnishings, we never just tell you what you want to hear. We never sell you products outside your budget, or those you don't really need. Honesty is central to the way we operate.

Relationships

Call on **Coyote School Furnishings** once, and we'll be there whenever you need us. Even if products are lost or damaged during shipping, or incorrectly installed, we're here to make the situation right. We react quickly to resolve any issues that may impact your order.

Variety

Coyote School Furnishings offers a full range of furnishings for the Classroom, STEM Labs, Cafeteria, Library, Administration & Athletics. We also carry a number of athletic accessories, such as goalposts and basketball set-ups.

Service

Coyote School Furnishings, we provide **Furnishings Consulting** with **Design** and **Layouts** for projects from one classroom to a **New School**. Our installation team including our **Project Manager**, will ensure your order is completed to your total satisfaction. In fact, you can contact us at any time for any issues that might arise. Contact Jeff Marton (480-227-0800).

Coyote School Furnishings is a member of the **One Government Procurement Alliance (#19-02PV-03)**, we support the Education Market Association, Arizona Rural School Association, Arizona Association of School Business Officials and the Arizona School Board Association. Contact us to request a quote, or with any questions



Contract #19-02PV-03



Date: _____ 20_____

Ship to: _____

Sold to: _____

Attention: _____

Attention: _____

Address: _____

Phone: _____

City: _____ State: _____ Zip _____

Address: _____

City: _____ State: _____ Zip _____

QTY	Item Number	Page#	Description (size & color)	Price each	Extension

Indicate if payment is made by individual invoices _____

SUBTOTAL

By completed purchase order only _____

SALES TAX

Is Non Taxable Authorized Tax Exempt Number & Certificate _____

SHIPPING & HANDLING

Indicate if back orders will be accepted: YES _____ NO: _____

INSTALLATION

(This order accepted 30 days from time of prevailing quote)

TOTAL

PO# _____

Signature : _____ Date: _____

Coyote School Furnishings
2511 W. Queen Creek Rd, Unit #421
Chandler, AZ 85248
Office: 866.750.9269
Mobile: 480.227.0800
Facsimile: 480.275.5380
Coyoteschoolfurnishings.com

Please call - Charges may apply for Shipping & Handling.



K-12 & Community Colleges

THAT'S WHAT WE DO!



Quick Ship



STUDENT DESKS



Student Desk
w/ Open
Front Metal
Book Box with
Grey Top
#FD-DESK-GY-GG

Call for Pricing



Student Desk
w/ Grey Top
and Adjustable
Height Black
Pedestal Frame
#YU-ICY-046-GG

Call for Pricing



AIRFLEX Folding Chair

Contours to each individual making for the perfect balance of comfort and strength. Strong 18-gauge steel frame and seat supports makes for long lasting durability. Poly shell
1000 lb. weight capacity

Chair: 32" H x 21.5"W x 20.75"D
Seat: 8"H x 17"W x 18"D
Weight: 9.6 lbs.

#1410 – Black, #1421 - White



1410



1421



ACTIVITY TABLES



- #A2448-REC-Rectangle Table 24x48
- #A3048-REC-Rectangle Table 30x48
- #A3060-REC-Rectangle Table 30x60
- #A3072-REC-Rectangle Table 30x72
- #A3672-REC-Rectangle Table 36x72
- #A48-RND-Round Table 48 Round
- #A3060-TRP-Trapezoid Table 30x30x60
- #A4872-KID-Kidney Table 48x72

Call for Pricing

STANDARD FEATURES:

- 1-1/4" Thick High Density Particle Board Top w/real High-Pressure **Laminate Top**, resists scratches, paint, markers, crayons better than Melamine.
- Leg Mounting Brackets pre-attached with 7 screws. Three additional screws in Leg Plate, and oversize Hairpin Brace make this the strongest leg mounting system in the industry.
- Standard legs adjust from 21" to 30" in 1" increments.

QUICK SHIP
3 to 7 days while supplies last



B6022 Boss Mesh Task Chair - W/1 Paddle Mech.

Mid back ergonomic task chair. Contoured 4" high density foam SereneSoft seat cushion. Synchro-tilt mechanism with adjustable tilt tension control. Large 27" base for greater stability. Pneumatic gas lift seat height adjustment. With adjustable arms. Hooded double wheel casters.

Fabric Type: Mesh
 Frame Color: Black
 Seat Height: 19"-22.5" H
 Seat Size: 19" W x 19" D
 Arm Height: 24.5-31.5" H
 Dimension: 27" W x 27" D x 40"-43" H
Call for Pricing

BOSS
 Office Products
A NORSTAR Company

B495 - Ergonomic Task Chair

Mid-back styling
 w/firm lumbar support.
 Chenille fabric. 25" five star base.
 Hooded double wheel casters.
 Pneumatic gas lift seat ht. adj.
 Adj. tilt tension control.
 Available in multiple fabric and finishes.
 Arm Height: 25-31"H
 Seat Size: 20.5" W x 22" D
 Seat Height: 17"-20.5"

Call for Pricing



B315/B316/B317

Fabric Deluxe Posture Chair

Back depth adj. Pneumatic seat ht. adj.
 5 star nylon base. Hooded dbl wheel casters. Available in four fabric colors.
 Seat Size. 17.5" W x 16.5" D
 Seat Hgt. 18.5-23.5"

B315-No Arms
 B316-Adj. Arms
 B317-Loop Arms

Call for Pricing





Smith System®
QuickShip Program



COYOTE
SCHOOL FURNISHINGS

QuickShip Lead Times

**20 desks +
40 chairs**

5 business
days + transit

**21-100 desks +
up to 100 chairs**

7 business
days + transit

**Larger
Volume**

Contact Jeff
Marton at
480-227-0800
for Timelines

Coyote School Furnishings utilizes Smith System® to have the most expansive and reliable quick ship program in the industry. Our QuickShip Program runs all year long, even in the summer, and allows you to have your product shipped in as quickly as 5 business days. If you need quality products quickly, jcmarton@coyoteschoolfurnishings.com

Seating

**Shell Color options -Apple, Black, Cerulean, Charcoal, Navy, and Persian Blue. Available Platinum and Chrome frame.*



Flavors® 14" 16" 18"
Stack Chair
11847-11849



Flavors®
Adjustable Chair
11840 w/casters



Flavors® 14" 16" 18"
Noodle Chair
11851-11853



24" & 28" Flavors® Fixed
Height Stool
11889 & 11890

**Black, Navy and Persian Blue are currently unavailable in all Groove® models listed below.*



Groove® 14" 16" 18" Stack
Chair
33847-33849



Groove® Adjustable
Chair
33840 w/casters



Groove® 14" 16" 18"
Noodle Chair
33851-33853



24" & 30" Groove® Fixed
Height Stool
33889 & 33891

Desks

**Available in all standard laminates, with Platinum frame. Edge Color options -Charcoal, Persian Blue, Black, Cerulean, Apple, Platinum, and Champagne.*



Planner®
Single-Student Desk
01272



Interchange® Mini Diamond &
Diamond Student Desk
03082 & 03083



Interchange® Mini Diamond &
Diamond Open Front Desk
04504 & 04505



Interchange®
3-2-1 Desk
03011 & 03002

Desks - Continued



Interchange® Single-Student
Open Front Desk
04500



Interchange®
Wing Desk
03095



Interchange® Open Front
Wing Desk
04503



Silhouette®
Student Desk 18x24 & 20x27
01600 & 01650



Silhouette®
Two-Student Desk 20x54
01661



Elemental®
Petal Student Desk
ELPETL



Elemental® Student Desk
- Triangle
ELTRGL



Silhouette® Sit &
Stand
01630 - 01632

Storage

* End Panels available in Platinum for Quickship only, Cascade® products will ship in 7 days for quantities under 10.



Cascade® Mini-Case
111000000P,
121000000P w/door



Cascade® Mega-Case
311000000P, 310015000P SW Totes,
320015000P w/door & 321000000P
w/door



Cascade® Mega-Cabinet
611000000P,
621000000P w/door



3" Dual-Wheel Caster, 4
Locking - Black
17576

Color/Finish Options



Shell Color Options

Numbers™, Groove™ and Flavors™ Seating



*6-8 weeks lead time

Frame Color Choice



Teacher Desks



Cascade® Teacher
Desk Single Pedestal
26158 & 26159



Cascade® Teacher
Desk Single Bullet
26160 & 26161

Lūvra
 FLEX

NEW

**National
Public
Seating**


Features



Solid Rod Frame
Design



Transparent Glides
Feature a Felt Base for
Floor Protection



Flex Back Tested by
SGS Labs to Resist
425 Lbs of Force



Unique Design for
Ultimate Seating
Comfort



Glides Function as
Built-in Gangers for
Multi Chair Setup



Lightweight
Construction

See facing page for custom color options

Standard Poly Colors

- LVC04-10
Blue Poly
Black Frame
- LVC10-11
Black Poly
Chrome Frame
- LVC20-11
Charcoal Poly
Chrome Frame

See facing page for custom color options

Standard Vinyl Colors

add vinyl code to the end of poly
chair model number

- 04
Blue
- 10
Black

Model Number Configuration

Poly Chair Model Number Vinyl Seat Color
(if applicable)

LVC04-10-10



products meet
or exceed applicable
ANSI/BIFMA standards

Call for Pricing

Custom Color Options: 27 Poly options, 14 Vinyl options, 29 Fabric options

Classroom

Comfortably,
Ergonomically,
Cost-Effectively,

PARK IT, MISTER!



 SMITHSYSTEM™





COYOTE
SCHOOL FURNISHINGS

Furniture - Desks & Tables by WB Manufacturing

WB's Furniture features a variety of furniture that can be used for many subjects. From general classrooms to art rooms, find the furniture that best fit students' futures.

For more information, call Jeff at 866-750-9269

or e-mail jcmarton@coyoteschoolfurnishings.com



UNET7362-ADJ

Call for Pricing

UNE-T Plymouth Desk

Price listed is for model # shown above

- Top: 20"D x 27"L
- Overall height: 27.25" - 39.25"H
- 1.25" Lotz AE™ top w/ phenolic backer
- UNET adjustable legs



UNET7610-ADJ

Call for Pricing

UNE-T Adapt-T Desk

Price listed is for model # shown above

- Top: 24"D x 34"L
- Overall height: 27.25" - 39.25"H
- 1.25" Lotz AE™ top w/ phenolic backer
- UNET adjustable legs




EPC7082-FXG

Call for Pricing

EPIC Table

Price listed is for model # shown above

- Top: 30"D x 60"L
- Overall Height: 29.36"
- 1.25" Green Lotz AE™ top w/ phenolic backer
- Green frame & heavy duty casters
- Contact your Coyote School Furnishings Representative for other tops, heights, and frame colors available at different cost



PNT7071-ADJ

Call for Pricing

Elevate 2-Student Table

Price listed is for model # shown above

- Top: 24"D x 60"L
- Overall height: 27.56" - 40.56"H
- 1.25" Lotz AE™ top w/ phenolic backer
- Elevate tables allow students to sit or stand at any point with an easy adjustment
- Contact your Coyote School Furnishings Representative for other tops available at different cost




PNH7366-ADJ

Call for Pricing

Elevate Plymouth II Desk

Price listed is for model # shown above

- Top: 20"D x 28.5"L
- Overall height: 29.94" - 42.94"H
- 1.25" Lotz AE™ top w/ phenolic backer
- Elevate desks allow students to sit or stand at any point with an easy adjustment
- Contact your Coyote School Furnishings Representative for other top shapes and bases available at different cost



Our most durable edge is strong enough to stand up to everyday abuse and is virtually indestructible. Perfect for table tops, benches and stools, this unique edge coating allows for easy clean-up from lunchroom spills or a deep, steam cleaning when needed. By removing the biggest concern of separation from the top along with resistance to bacteria and moisture, Lotz Armor Edge™ comes with a proven track record for long-term durability.



Lotz Armor Edge™

Lotz Armor Edge™ Options





EL57811-FX

Call for Pricing



EL57813-FX

Call for Pricing



EL57601-FX Patent # D780,487

Call for Pricing



EL57809-FX

Call for Pricing

ELO® Mini Tide Desk†

Price listed is for model # shown above

- Top: 23"D x 32.5"L
- Overall height: 29.36"H
- 1.25" Lotz AE™ top w/ phenolic backer
- 2" straight round fixed legs



EL57317-FX

Call for Pricing

ELO® Mini Diamond Desk†

Price listed is for model # shown above

- Top: 27"D x 30.5"L
- Overall height: 29.36"H
- 1.25" Lotz AE™ top w/ phenolic backer
- 2" straight round fixed legs



ELO® Arcadia Desk†

Price listed is for model # shown above

- Top: 26.11"D x 28.67"L
- Overall height: 29.36"H
- 1.25" Lotz AE™ top w/ phenolic backer
- 2" straight round fixed legs



ELO® Adapt XL Desk†

Price listed is for model # shown above

- Top: 22.5"D x 33"L
- Overall height: 29.36"H
- 1.25" Lotz AE™ top w/ phenolic backer
- 2" straight round fixed legs



ELO® Mini Nimbus Desk†

Price listed is for model # shown above


- Top: 25.5"D x 36"L
- Overall height: 29.36"H
- 1.25" Lotz AE™ top w/ phenolic backer
- 2" straight round fixed legs



ELO® Leg styles shown below are available at different cost

ELO® Leg Options

● (G4) Smooth Silver (standard) ● (09) Textured Black



*Heights listed above are for overall desk height with glides. For overall desk height with casters, add 2.11". Height remains the same when adding casters to ELS -FX Legs.

†Contact your Coyote School Furnishings Representative for other top and legs available at different cost



The ELO® Mini Nimbus Desk is made with precise cutouts to have areas for student's laptops, books, and other items.



Flavors Stack Chair

Shell available in 13 colors. Durable chrome or platinum frame. All glides have a swivel base and are made of chrome-plated steel. Nylon glide and chrome frame are standard. 8"/10"/12"/14"/16"/18" H

- 11849 - 18" Chair - 20.5" x 19.5" x 18"
- 11848 - 16" Chair - 18" x 17.5" x 16"
- 11847 - 14" Chair - 17" x 17.5" x 14"
- 11846 - 12" Chair - 14.5" x 15" x 12"
- 11845 - 10" Chair - 13.5" x 15" x 10"
- 11844 - 8" Chair - 13.5" x 15" x 8"



Frame Options:
Chrome (CHR), Platinum (PLT)

Glide Options:
Steel (S), Felt (F)

Call for Pricing



Theorem® Stack Chair



Model 44849U
with Seat Pad

Theorem Stack Chair

Available in one size 18" H and 11 colors. Durable frame. Nylon or Felt Glides. Platinum or Chrome Frame.

- 44849 - 18" Chair - 20.5" x 19.5" x 18"

Mobile Option

- 44855 - 18" Mobile Chair - 22" x 20" x 18"



Numbers™ Stack Chair



Model 22849

Numbers Stack Chair

Exceptional K-12 furniture solution. A value-driven, affordable chair, providing unparalleled performance.

Available in 6 sizes, 10"/12"/14"/15"/16"/18" H and 14 colors. Durable Platinum frame.

- 22849 - 18" Chair - 21.5" x 19" x 18"
- 22848 - 16" Chair - 18.5" x 17" x 16"
- 22839 - 15" Chair - 16.5" x 17" x 15"
- 22847 - 14" Chair - 16.5" x 15" x 14"
- 22846 - 12" Chair - 16.5" x 15" x 12"
- 22845 - 10" Chair - 16.5" x 15" x 10"

Groove Stack Chair

Immediately supportive and comfortable and allows student to feel great and get to work, with less settle time. Ergonomic seat pan. Gentle flex at the top. Generous waterfall seat front to support circulation to students' legs and feet. Allows the student to comfortably face front and both sides.

Available in 6 sizes - 8"/10"/12"/14"/16"/18" H and 13 colors.

- 33849 - 18" Chair - 20.5" x 19.5" x 18"

Mobile Option

- 33855 - 18" Chair - 22" x 20" x 18"

Chrome or Platinum Frame
Steel or Felt Glides (set of 4)



Groove Noodle Chair

Patented Movement
Seatpan tilts side-to-side and front-to-back

- Model 33851
18" shown
13 colors

Nylon or Felt Glides



Model	Description	D x W x H
33851	18" Groove® Noodle Chair	20" x 19" x 18"
33852	16" Groove® Noodle Chair	18" x 17.5" x 15.4"
33853	14" Groove® Noodle Chair	17" x 17.5" x 13.4"

Flavors Noodle Chair

Patented suspension below its seat pan that allows it to tilt slightly in all directions. It feels like sitting on a ball that won't roll away. The seat pan tilts front-to-back and side-to-side. Available in 13 colors.

- 11851 - 18" Chair - A Shell 20.5" x 19.5" x 18"
- 11852 - 16" Chair - B Shell 18" x 18" x 16"
- 11853 - 14" Chair - B Shell 17" x 17.5" x 14"

Chrome or Platinum Frame
Steel or Felt Glides (set of 4)



Shell Color Options:



Shell Color Options with Additional Lead Time:



Frame Color Choice





Model	Description	D"	W"	H"	F.C.	Cube	WT.
04154	60" w Interchange Squiggle Table seats 4 students	30	60	22-34	70	3.7	106
04155	72" w Interchange Squiggle Table seats 6 students	41	72	22-34	70	5.4	125



Model 04154. Interchange
60" Squiggle Table
4 seating positions

Model 04155. Interchange
72" Squiggle Table
6 seating positions



Make it mobile
with casters
Order Model 17576
Call for Pricing



Interchange Wing Desk

Order it in any of 10 standard laminate colors, 20 edge colors and Black or Platinum frame.
Interchange legs adjust 22" – 34"H

3095 Interchange Wing Desk
23.5" x 41" x 22"-34"



Silhouette® Student Desks



**Silhouette®
Single-Student Desk 20x27**



Model 01650

**Silhouette®
Single-Student Desk 24x30**



Model 01671

**Silhouette®
Two-Student Desk**



Model 01661

**Silhouette®
Arc-8 Desk**



Model 01620

**Silhouette®
Sequence Desk**



Model 01659

**Silhouette®
Curve Desk**



Model 01654

Sit, stand, roll, stop.
Multiple leg options
for multiple
classroom needs.

Leg Options



Fixed height
29.5"

Fixed height,
with Caster,
29.5"

Adjustable height,
with optional Caster
21-33" (18" & 20"D)
24-36" (24"D)

Adjustable height
on glide
19-31" (18" & 20"D)
or 22-34" (24"D)

Elemental® Tables



Elemental® Sprocket Table



Model EL5S60

Elemental® 5-Star Table



Model EL5S60

Elemental® 6-Star Table



Model EL6S60

Elemental® Engage Trapezoid Table



Model ELENTR

Elemental® Engage Rectangle Table



Model EL37ER

Elemental® Engage Square Table



Model EL48ES

Elemental® Yin Yang Table



Model ELYNYG

Elemental® Moon Table



Model ELMOON

Elemental® Squiggle Table



Model EL72SG

Silhouette® Student Desks



**Silhouette®
Single-Student Desk 20x27**



Model 01650

**Silhouette®
Single-Student Desk 24x30**



Model 01671

**Silhouette®
Two-Student Desk**



Model 01661

**Silhouette®
Arc-8 Desk**



Model 01620

**Silhouette®
Sequence Desk**



Model 01659

**Silhouette®
Curve Desk**



Model 01654

Sit, stand, roll, stop.
Multiple leg options
for multiple
classroom needs.

Leg Options



Fixed height
29.5"

Fixed height,
with Caster,
29.5"

Adjustable height,
with optional Caster
21-33" (18" & 20"D)
24-36" (24"D)

Adjustable height
on glide
19-31" (18" & 20"D)
or 22-34" (24"D)

Elemental® Tables



Elemental® Sprocket Table



Model EL5S60

Elemental® 5-Star Table



Model EL5S60

Elemental® 6-Star Table



Model EL6S60

Elemental® Engage Trapezoid Table



Model ELENTN

Elemental® Engage Rectangle Table



Model EL37ER

Elemental® Engage Square Table



Model EL48ES

Elemental® Yin Yang Table



Model ELYNYG

Elemental® Moon Table




Model ELMOON

Elemental® Squiggle Table



Model EL72SG



ROBUST



EASY



PORTABLE



National
Public
Seating




FULL LENGTH HANDLE
FOR EASY MANUEVERABILITY



3/16" ACRYLIC
FROSTED AND
CLEAR OPTIONS



FOOT PEDAL
LOCK RELEASE

Panel Type

SOUND ABSORBING PET


- Grey (PT02)
- Blue (PT04)
- Black (PT10)

OPTIX[®] ACRYLIC

- Clear (CA)
- Frosted (FA)
- Whiteboard (WB)

Frame Color

- Black (BK)
- Grey (G)



DUAL-ENTRY COMBO DESKS

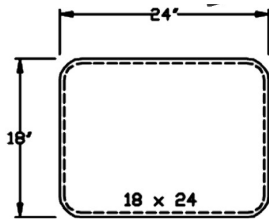
Euroflex™
Models
■ 3019•19"
■ 3017•17"
■ 3015•15"



3015
3017
3019
Call for Pricing



2019
Call for Pricing



490 Sit/Stand Student Desk
Adjustable 30/40" Height
24" x 30" Table


Call for Pricing



490



Standard HP Seat: Navy
Standard HP Seat: Sand
Standard HP Seat: Wine
Standard HP Seat: Slate



Standard HP Seat/Back: Hunter
Standard HP Seat/Back: Black
Standard HP Seat/Back: Cranberry
Optional HP Seat/Back: Teal

Models:

410 - 23-1/2" to 29-1/2"
Adjustable in one inch increments. HP Top.

410SE - Laminate top, spray edge



3500 EUROFLEX
STACKABLE SEATING



Euroflex Chairs
22 standard shell colors
(samples upon request)

3504 - 14"

3506 - 16"

3508 - 18"


3528 - 18" w/ bookrack

3528C - 18" w/ bookrack
and casters

Call for Pricing



**410 APTITUDE JR. EXECUTIVE
STUDENT DESK** **Call for Pricing**




Standard Hard
Plastic Top
Colors:



Optional Hard
Plastic Top
Colors:



STANDARD LAMINATE OPTIONS



#8100 Series

Polyshell Stack Chair
(BLK/BLUE)

Tablet Arm for 8100
Series Light Oak
TA81L/TA81R

Call for Pricing



8100 Series

Polyshell Stack
MODEL 8118
SHOWN

8600 Series

Signature Stack
MODEL 8660 SHOWN NEW!



8600 Series

Padded Signature Stack Chair

Call for Pricing

8500 Series

Hi Tech Ultra
Compact Plastic
MODEL 8505
SHOWN

Stack up to
40 chairs
at once,
using the
DY85
Chair
Dolly!



**National
Public
Seating**



CoGo Mobile Tablet Chair

Ergonomically Designed for all-day seating comfort
for the modern day classroom
300 lb. weight capacity
Tablet can be installed on left or right side

Dimensions: 34"H x 24.75"W
Tablet: 19.5"W x 13.75"D
Seat: 18.5"H
Under Seat storage: 16.5"W x 16.5"D

Colors: Red, Black, or Blue - Base Color: Grey only

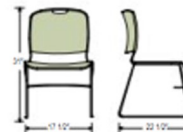

COGO-40 Red, COGO-10 Black, COGO-04 Blue

Call for Pricing



8100 Series

COLOR OPTIONS



8500 Series

COLOR OPTIONS



8600 Series

SOLID FABRIC OPTIONS



AVAILABLE ACCESSORIES





26155 Cascade Series Teachers Desk - Single Pedestal

Call for Pricing

24" x 54" x 30.25"

2 x 3" totes and 1 x 12" tote (RH)

LH option available

Choose from 13 standard laminate colors and

20 standard edge colors

Platinum or Black frame options



26171 Cascade Series Teachers Desk - Double Pedestal

Call for Pricing


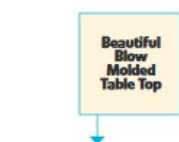
24" x 67" x 30.25"

12 x 3" totes

Choose from 13 standard laminate colors and

20 standard edge colors

Platinum or Black frame options



TECHNICAL SPECIFICATIONS	
OVERALL DIMENSIONS	68"L x 24"W
DESK DIMENSIONS	48"L x 24"W
DESK THICKNESS	2"
CABINET DIMENSIONS (INCLUDING CASTERS)	24"L x 20"W x 35"H
LECTERN DESK	24"L x 20"W
LECTERN THICKNESS	34"
CABINET SHELVES DIMENSIONS	19"L x 22"W
UNIT WEIGHT	115 lbs.

EDUPOD™ LECTERN/TEACHER'S DESK COMBO

#EDPD



Call for Pricing

Edupod™ incorporates both a lectern and a teacher's desk into one. The teacher or presenter can use the Edupod™ sitting or standing. Tone grey steel cabinet with locking storage & adjustable shelves. Lectern cabinet connects to a lightweight plastic blowmolded desktop in matching grey, with modesty panel.

Preset the adjustable-height grey lectern top with metal bookstop to your personal comfort zone and height requirements. Wire management grommets on Lectern cabinet allow for use of technology equipment such as projectors, laptops or tablets.

*Includes six double wheel hooded, two-inch caster wheels, three locking.



Haskell Office Market Series Vertical File

- MK-HVFR2
- 28" D x 15" W x 27.5" H
MK-HVFR4
- 28" D x 15" W x 51.5" H
MK-HVFR5
- 28" D x 15" W x 63.5" H

Call for Pricing

Pull Options

- Full (FL), Recessed (RS)

Glide Options

- Easy Glide (EG1)

Paint Finish Options

- Cloud, Arctic Grey, Platinum



Bookcases 12" and 18" depths

BA10341230-00
34 1/2"Wx13"Dx30"H

BA20341242-00
34 1/2"Wx13"Dx42"H

BA30341252-00
34 1/2"Wx13"Dx52"H

BA50341282-00
34 1/2"Wx13"Dx82"H

Call for Pricing



Fully adjustable shelves adjust on 1" centers plus raised bottom shelf. Welded steel construction. Powder coat finish. Shipped assembled.



Mobile Pedestal

Flat Front
Black or Silver
15 3/8"Wx18"Dx25 3/4"H

XPEM500BBF
Box/Box/File
Low Profile

502MP (Black shown)
File/File

Call for Pricing

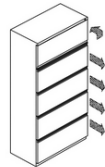


Market Series Lateral File Cabinets

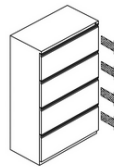
Cabinets available with 2, 3, 4 or 5 drawers

- MK-LA12P-3624-2D**
2 drw 36"Wx18"Dx27 1/2"H
MK-LA12P-3636-3D
3 drw 36"Wx18"Dx39 1/2"H
MK-LA12P-3648-4D
4 drw 36"Wx18"Dx51 1/2"H
MK-LA12P-3660-4D1R
5 drw 36"Wx18"Dx67 1/8"H

Call for Pricing



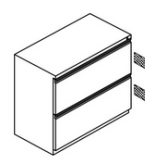
12" Proud Drawers - Five High



12" Proud Drawers - Four High



12" Proud Drawers - Three High



12" Proud Drawers - Two High

Storage Cabinet w/Swing Handle - Elite with adjustable shelves

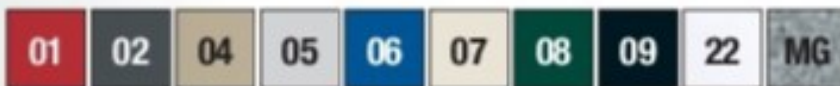
Heavy gauge steel, contract quality, meets ANSI/BIFMA shelf standards. 4 fully adjustable shelves on 2" centers, plus raised bottom shelf, three point locking swing handle & one dummy handle, three sets of hinges on each door. 5 year limited warranty. Powder coat finish. Shipped assembled.

- EA42361872-00** - 36"Wx18Dx72"H
EA42362472-00 - 36"Wx24Dx72"H

Call for Pricing



*Steel Surcharge May Apply



**SPECIAL ORDER
COLORS AVAILABLE**



The Elephant Z-Stool

These lab stools feature a comfortable molded seat, tubular steel frame, and a u-shaped sled base with glides.

6618 - 18"

6622 - 22"

6624 - 24"

Call for Pricing



Kangaroo Polyurethane Task Chair and Stool

Heavy duty industrial 1 1/4" thick polyurethane arm or armless options, glides/casters included

6716HB - Chair

6716HB-A - Chair w/ Arms

6722HB - Stool

6722HB-A - Stool w/ Arms

Call for Pricing



The Z Stool With Backrest

Select from three seat heights, 22-inch- and 24-inch-height stools feature a steel foot ring.



SCIENCE LAB TABLE

24"W x 30"H table available in 54"/60"/72"L Solid ash legs & apron, 2 built-in book compartments comes standard w/apron to conceal compartments when not needed, Compartments measure 14 1/4"L x 12 3/4"D x 4"H, Rubber liquid protecting boots, Adj. glides for accurate leveling, Black, Chem-Res high-pressure laminate top on 1 1/8" thick core is resistant to 13 chemicals. Wood Frame.

SLT1-2454H

SLT1-2460H

SLT1-2472H

Call for Pricing



Standard Stools

Made of 7/8" O.D., 18-gauge steel tubing in 3 fixed with an optional backrest. The seat is a full 14" diameter with an 11 1/2" diameter masonite board recessed into the pan and will not chip or crack. Footrings, 5/8" O.D., are welded to each leg, with 4 contact points at each leg for added rigidity. The optional backrest is 6" high and 12" wide and adjusts up/down and forward/backward. Height, 18", 24" & 30".

6218

6224

6230

Call for Pricing






Mobile Science Cart

28"W X 54"L X 36.25"H

MSC01S



Customize your science lab with the equipment and furniture you need. **Please call for pricing.**





Claridge Magnetic Porcelain Steel Whiteboards 800 Series Type CO: 5/8" Face Trim

818L - 4' x 4' Oak Frame Markerboard
822L - 4' x 6' Oak Frame Markerboard
826L - 4' x 8' Oak Frame Markerboard

Call for Pricing



Claridge Aluminum Frame Tackboards 800 Series Type CO: 5/8" Face Trim

- Available in nine different sizes from 1.5' x 2' up to 4' x 16'
- 15 surface color choices: (Black (BK), Tan Speckled (TN), or Confetti (CF))
- Satin anodize aluminum trim

844CC 4' x 4' Aluminum Frame Cork Tackboard
858CC 4' x 8' Aluminum Frame Cork Tackboard

Call for Pricing



Harmony Glass Boards-Non-Magnetic

Tempered 1/4" thick glass with rounded or squared corners, Pre-drilled mounting holes are inset into the glass: four holes for the 2' x 3', 3' x 4' and 4' x 4' & six holes for the 4' x 6' and 4' x 8', 1" diameter satin aluminum standoff hangers create 1 1/4" spacing between wall and glass markerboard, a unique, clear acrylic rear-mounted accessory holder, backed by Ghent's 50 year warranty

Available with custom colors, graphic and logo printing

HMYSN44FR 4' x 4' Non-Magnetic Harmony, Square Corners, Frosted
HMYSN46FR 4' x 6' Non-Magnetic Harmony, Square Corners, Frosted
HMYSN48FR 4' x 8' Non-Magnetic Harmony, Square Corners, Frosted

Call for Pricing



Platinum Visual Systems Revolving Roll-Rite

Revolving Two-Sided Mobile Markerboard

A double board to go

Key Features:

- Porcelain-on-steel writing surfaces with a lifetime warranty
- Moves on a rolling base designed for stability and features locking casters.
- 72" Height

PRRMM - SERIES

825640500 4' x 5'

825640600 4' x 6'

825640800 4' x 8'

Call for Pricing





Lesro
Seating the Way You Want It™



Library / Media Center



VERSA-STYLE SHELVING



"S" Wing Shown



Use these interesting combinations to create special areas or as room dividers. Built to the same durable specifications as all Maco Shelving. Includes fully enclosed 1/4" oak veneer divider panels. Versa-Style shelving is available in double-faced models only.

S- WING
127 w x 33 d x 40h

V- WING
83w x 42d x 40h

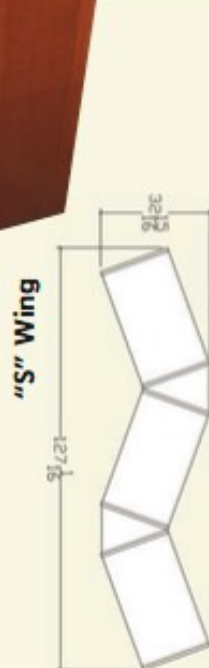
S- WING 127w x 33d x 40h
Y- WING 86w x 74d x 40h

Y- WING
86w x 74 x 40h

U- WING
122w x 46d x 40h

Call for Pricing

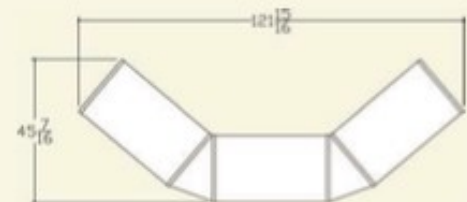
DESIGN OPTIONS:



"V" Wing



"U" Wing




V- WING 83w x 42d x 40h
U- WING 122w x 48d x 40h

Call for Pricing



Many Styles, Colors and Configuration options to choose from
Please call today for a quote on customizing your library
Design and Layouts at no extra charge





SLOPED SHELF BOOKTRUCK - WOOD

This four-wheel book truck has four 6" deep sloped shelves and one 18" deep flat shelf. 37"Wx18"Dx43"H
BTM-F-606

Call for Pricing



Revolving Magazine Display

RMD-2360
 23"W x 23"D x 60"H Red Oak

Call for Pricing



Call for Pricing



IWT-42-R - 42 ROUND
IWT-48-R - 48 ROUND
IWT-60-R - 60 ROUND

IWT-6030 - 60L X 30W Rectangle Table Bull Nosed edge
IWT-7230 - 72L X 30W Rectangle Table Bull Nosed edge

Call for Pricing

COMPUTER TABLE

Available in two widths and standing or sitting heights. All tables come with grommets in the tops and wire management channels under the tops.



CT-123 60w x 30d x 27h
CT-124 60w x 30d x 39h
CT-125 72w x 30d x 27h
CT-126 72w x 30d x 39h

CT-123 - 60Wx30Dx27H
CT-124 - 60Wx30Dx39H
CT-125 - 72Wx30Dx27H
CT-126 - 72Wx30Dx39H

Call for Pricing



CTS-7236
Two Station Unit
Sloped End Computer Table
 72w x 36d x 36h
 29h work surface

Call for Pricing



9to5[®]
seating

Administration



MAVERICK
OFFICE SOLUTIONS | MADE IN THE U.S.A.







Trados

6720 Cocktail table, wood top

Call for Pricing



Trados

914-4 Four Armchairs Ganged Grade 2

915 High Back Patient Chair Grade 2

916 2 Seat Settee Grade 2

917 Trados Connecting Table

919 Trados Corner Table

Call for Pricing

EVE

5835-OF 30° Chair (Outside Facing)

5865-IF 60° Loveseat (Inside Facing)

5865-OF 60° Loveseat (Outside Facing)

5830 30° Bench

5836 30° Connecting/Freestanding Wedge Table

5860 60° Bench

Grade 2 - Call for Pricing



1520
20" Diameter Round
20"W x 20"D x 18"H



1532
Octagon
32"W x 32"D x 18"H



2003 3-Tier
Straight Seating
37"W x 40"D x 35"H



2002 2-Tier
Straight Seating
37"W x 40"D x 35"H



2033-IF 3-Tier
Inside Facing 30° Wedge
47"W x 40"D x 35"H



2002-IF 2-Tier
Inside Facing Seat
37"W x 41"D x 35"H



2002-OF 2-Tier
Outside Facing Seat
37"W x 41"D x 35"H



2032-OF 2-Tier
Outside Facing 30° Wedge
47"W x 40"D x 35"H



2032-IF 2-Tier
Inside Facing 30° Wedge
47"W x 40"D x 35"H



2033-OF 3-Tier
Outside Facing 30° Wedge
47"W x 40"D x 35"H

Flex Series

Turn spaces into collaborative work areas

Grade 2

Power options -

110V receptacles and USB ports

Fully upholstered w/
double needle stitching

2" Ultra-cell foam in seat

Easily Configurable

Call for Pricing



ABERDEEN® COLLECTION

Replace this with Mavverick

Aberdeen Typical #10

Consists of:

QTY	MODEL #	Description
1	ABD7242	72" Bowfront Desk, 72"W x 42"D x 29 1/2"H
1	ACB4224	42" Curved Bridge, 42"W x 24"D x 29 1/2"H
1	ACD7224	Credenza, 72" x 24"
1	APBBF26	Desk Pencil/Box/Box/File Pedestal (not visible)
1	AFF20	Credenza File/File Pedestal
1	AFLF36	Freestanding Lateral File, 36" x 24"
1	AHG72	Hutch with Glass Doors, 72" W
1	AHPM	Horizontal Paper Management

AT10

Colors Available

Cherry	LCR	*Vertical Paper Management (Shown) -
Gray Steel	LGS	Discontinued
Maple	LMA	
Mocha	LDC	



Aberdeen® Series 3-Shelf,
Bookcase
Model # AB3S36



Call for Pricing



Aberdeen® Series 42" Round
Conference Table
Model # ACTR42



Call for Pricing

Aberdeen® Series Storage Cabinet
Model # ASC



Call for Pricing



Aberdeen® Series Personal
Storage Tower
Model # APST



Call for Pricing



Aberdeen® Series Suite 39
Model # AT39



Call for Pricing



Aberdeen® Series 18' Conference
Table
Model # ACTB18



Call for Pricing





HPFI Hyperwork Configuration

Consists of:

QTY	MODEL #	Description
1	H - - 462R	Right Pedestal Curved Corner Desk, 72"W x 42/30"D x 29"H
1	HW - 495L	Left Asymmetrical Bridge, 42"W x 24/19"D x 29"H
1	H - - 733L	Left Lateral File Credenza, 72"W x 24"D x 29"H
1	H - - 738	Overhead Storage Unit with Doors & Paper Storage Shelves, 72"W x 16"D x 36.5"H

NOTE: The dashes in the model numbers represent the Pull and Finish choice designations
NOTE: Zone 3 Pricing (Southwest US)

Finishes	Code	Smooth Top Finishes	Code
Black	E	Boardwalk	SB
Boardwalk	BW	Driftwood	SD
Driftwood	DW	Shoreline	SS
Espresso	X		
Graphite	GP		
Mahogany	M		
Monticello Maple	MM		
Natural Maple	FM		
Shoreline	SL		
Windsor Cherry	WC		

Bookcase HW_36/48/60/72/84

Fixed bottom shelf
1" thick shelves

HW_36 - 36"W x 12"D x 36"H

HW_48 - 36"W x 12"D x 48"H

HW_60 - 36"W x 12"D x 60"H

HW_72 - 36"W x 12"D x 72"H

HW_84 - 36"W x 12"D x 84"H

Call for Pricing



Storage Cabinet H_65DS

36.5"W x 24"D x 65.5"H

1" thick shelves

Adjustable floor glides

Call for Pricing



Round Table HW_TR36/42/48

X-Base

HW_TR36 - 36"W x 29"H

HW_TR42 - 42"W x 29"H

HW_TR48 - 48"W x 29"H

Call for Pricing





Romeo Style Flip Tables Standard work surface options:

- 18", 24" and 30" D with 30", 36", 48", 60" and 72" W Standard rubber bumpers cushion nested tables 30" Standard Height Custom sizes available Durable 3mm edge banding standard. Locking casters, Thermally Fused

RFLAAC304830 - 30" x 48" Flip Table with Casters

RFLAAC306030 - 30" x 60" Flip Table with Casters

RFLAAC307230 - 30" x 72" Flip Table with Casters

Call for Pricing



**Myriad
Keyboard
Tray w/ Gelpad
Adj. Arm
#JEVS17/S-106
Call for Pricing**



NewHeights™ Elegante XL with Electric Height Adjustable
Standard Base w/ Worksurface

NXTAAS244824 24" x 48"

Call for Pricing

NXTAAS304830 30" x 48"

The Flip and Store Blow Mold Table is a great choice for classroom/conference/training rooms. The blow-molded plastic top features a smooth writing surface. Flips for easy storage. Lightweight for easy moving. Two grommet holes help you control cords and keep your tabletop clean. Capacity 700 lbs.

BPFT-2460 24" x 60"

Call for Pricing

BPFT-2472 24" x 72"

Turtle File Cabinets

UL 1-Hour Class 350 Fire Rating. Products undergo exhaustive testing procedures, exposing the file to temperatures of 1700°F for 1 hr resulting in the internal temp less than 350° Fall rated - 30 ft. Lifetime Limited Warranty. Made in the USA.

4R1822-C - 4 Drawer Let/Leg
52 3/4"H x 17 3/4"W x 22 1/8"D
2R1822-C - 2 Drawer Let/Leg
27 3/4"H x 17 3/4"W x 22 1/8"D

Call for Pricing*

*due to increase in steel prices, a surcharge may apply



R-Style Delta Base with Worksurface

Training Table w/ Storage
Storage door that flips up is 4.81"
*14 laminate color options &
2 base colors (Black & Silver)

24"Wx60"Lx29"H
#RCDAAS246024

30"Wx60"Lx29"H
#RCDAAS306030

Call for Pricing





Alpha Chair FCATBBB

25"W x 24.2"D x 40.5-45"H
 SEAT 20.9"W x 17.2"D
 BACK 19.7"W x 20.5"H
 SEAT HEIGHT 18.6"- 23.4"

Tilt Tension Control, Tilt Lock, Back-Angle Adjustment, Synchro-Tilt, Seat Height Adjustment, Waterfall Seat Breathable Black Mesh, Arm Height Adjustment, Adjustable Lumbar Support (Color: Black)

Call for Pricing



Europa

LE822 Mid Back

22 x 25.5 x 35.8-39.4
 SEAT 17.7 x 19.7
 BACK 18.5 x 18
 SEAT HEIGHT 18.5-22"

Tilt Tension Control Knee Tilt Lock Seat Height Adjustment Waterfall Seat

Call for Pricing



Europa

LE833 Guest Chair

Call for Pricing



Europa

LE811 High Back

25 x 25.5 x 41.5-45

Call for Pricing



**Maze
MT4500**

Adjustable Arms
24"W x 20"D x 35-39"H
SEAT 19"W x 17½"D
BACK 19"W x 18"H
SEAT HEIGHT 17.5 - 21.1"
Tilt Tension Control Center, Tilt Lock
Seat Ht. Adjustment, Waterfall Seat

Call for Pricing



**Maze
MT3000**

Loop Arms
24"W x 20"D x 35-39"H
SEAT 19"W x 17½"D
BACK 19"W x 18"H
SEAT HEIGHT 17.5 - 21.1"
Tilt Tension Control Center, Tilt Lock Seat Height Adjustment, Waterfall

Call for Pricing

**LINEAGE BIG & TALL
LEATHER EXECUTIVE CHAIR
3503BL**

Supports up to 400 lbs
Strong 5-star chrome metal base w/
55mm heavy-duty casters
Padded back and seat w/
Double plush cushions
Mid-back design provides back support
Gas lift seat height adjustment
Bonded leather
Heavy-duty height and tilt mechanism
Chrome metal armrests w/
Ergonomic support

24.5"W x 30.75"D x 42" - 46"H

Call for Pricing



**Mesh Dakota 2
7011**

25.5"W x 23.5"D x 35.5"H
SEAT 18"W x 19"D
BACK 19"W x 17"H
SEAT HEIGHT 19"
Grade 2

Call for Pricing



Flip NT1000 folding/nesting-NO ARMS



Flip NT5000ARM folding/nesting



19.5"W x 24.5"D x 37.5"H
SEAT 18"W x 19"D
BACK 18"W x 20"H
SEAT HEIGHT 20"
comes in cartons of 2

NT1000 (Armless)

NT5000 (Armed)

Call for Pricing

Charlie Task Chair

- Breathable Mesh Black Backrest, Molded Foam Black Waterfall Seat & Fixed Black Arms, Soft Casters
 - Available in Black (FCCTBBKF), Blue (FCCTBBLF) and Green (FCCTBGRF) seat cushion
 - Adjustable lumbar support
 - Overall Dimensions: 23" x 21.5" x 42" (W x D x H)
 - Seat: 19.75" x 20.75" (W x D)
 - Back: 18.25" x 23.5" (W x H)
 - Seat Height: 3.25"
 - Weight: 26.5 lbs
 - Weight Rate: 250 lbs.
- See Ergonomic Terms & Conditions



Call for Pricing





B7501

Leather Plus is leather that is polyurethane infused for added softness and durability, built-in lumbar support, Large 27" nylon base for greater stability, Hooded double wheel casters, Upright locking position, Pneumatic gas lift seat height adj., Adj. tilt tension control.

Seat Size: 21"W x 19"D

Seat Height: 20-23.5"H

Call for Pricing

BOSS
Office Products
A NORSTAR Company



B7509

LeatherPlus is leather that is polyurethane infused for added softness and durability, Passive ergonomic seating with built-in lumbar support, Black steel legs.

Arm Height: 26.5"H

Seat Size: 20"W x 17"D

Seat Height: 19.5"H

Call for Pricing



B9471-BK

Executive High Back Styling - CaressoftPlus

Also available in Grey or White. Metal chrome plated finish 27" base and arms.

2-paddle spring tilt mechanism, which can be locked in any position throughout the tilt range.

Gas lift seat height adjustment.

Adjustable tilt tension control.

Hooded double wheel casters.

Arm Height: 26.5"-30"H

Seat Size: 20"W x 21.5"D

Seat Height: 20"-23"H

Call for Pricing



B9476-WT

Executive Mid Back Styling.

Also available in Black or Grey.

Call for Pricing

B9479-WT

Matching Guest Chair.

Available in Black or Grey

Call for Pricing





B6716-BK Multi-Function Mesh Back Task Chair w/ 3 Paddles

4" breathable SereneSoft mesh seat cushion
3 paddle multi-function tilting mechanism, which allows the seat and back to be independently adjusted and locked in any position.

Ratchet back height adjustment. Mesh back with lumbar support. Adj. tilt tension control and adj. height armrests. Pneumatic gas lift seat adjustment
25" Black nylon high crown base. Hooded double wheel casters.

Arm Height: 25.5" - 32"H.
Seat Size: 19"W - 20.5"H
Seat Height: 20.5" W x 23.5" H

Call for Pricing

BOSS
Office Products
A HONESTAR Company

B6706

Breathable mesh fabric seat. Adjustable height armrests. Ratchet back with active lumbar support. Spring tilt mechanism. Pneumatic gas lift seat height adjustment. Adj. tilt tension control. 25" nylon high base. Hooded double wheel casters.

Available 3 mesh colors:
Blue, Black, Grey

Arm Height: 25" - 32"H
Seat Size: 19"W x 19"D
Seat Height: 19" - 22"H

Call for Pricing




B6419

Beautifully upholstered in vibrant colored mesh. Pewter finished loop arms. Metal Pewter finished cantilever base.

Arm Height: 27"H
Seat Size: 19"W x 18.5"D
Seat Height: 19"H
Overall size: 24"W x 24"D x 39"H
Weight Capacity: 275lbs.

Call for Pricing





B1002

High-back styling upholstered with commercial grade fabric. Adj. ht. armrests with soft polyurethane. Width adj. armrest, Large 27" nylon base. Hooded double wheel casters. Pneumatic gas lift seat ht. adj. Adj. tilt tension control. Seat tilt, Back angle lock allows the back to lock throughout the angle range for perfect back support. Weight capacity 275 lbs.

Black (BK)

Arm Height: 24.5"- 31"H.

Seat Size: 20"W x 19"D.

Seat Height: 18"-22"H.

Call for Pricing

BOSS
Office Products
A HONESTAR Company

Luna 3460

High design meets supreme ergonomics, mesh back

Seat size: 20"W x 16-19.5"D

Seat height: 16-21"H

Call for Pricing



9to5
seating

B9529

Fully upholstered in Black LeatherPlus. Polished tubular steel frame coated with Black scratch resistant finish. Thick contoured cushions. Curved arms. Contoured seat and back. Weight capacity 250 lbs.

Arm Height: 25.5"H

Seat Size: 20"W X 20"D

Seat Height: 18.5"H

Call for Pricing

BOSS
Office Products
A HONESTAR Company



B9539

Fully upholstered in Black LeatherPlus. Polished tubular steel frame coated with Black scratch resistant finish. Thick contoured cushions, Contoured seat and back provides firm lumbar support.

Weight capacity 275 lbs.

Seat Size: 20.5"W X 20"D.

Seat Height: 19"H.

Call for Pricing



B6909

Contemporary Style.

Painted tubular steel frame. Molded cap arms. Weight capacity 275 lbs.

Stackable for space saving storage. Tapered legs. Stacks 4 high.

Available in 4 mesh fabric seat colors:

Blue (BE), Grey (GY), Red(RD), Black (BK)

Arm Height: 25.5"H

Seat Size: 18"W x 18"D

Seat Height: 19.5"H

B6909 Arms

B6919 No Arms

Call for Pricing

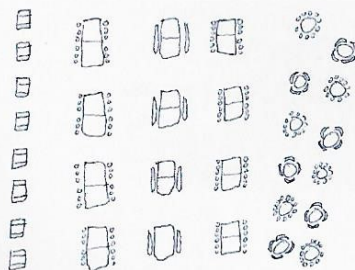


B6919-Without arms is in black only

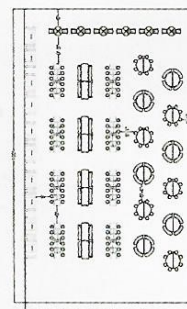
Cafeteria/ Common Area



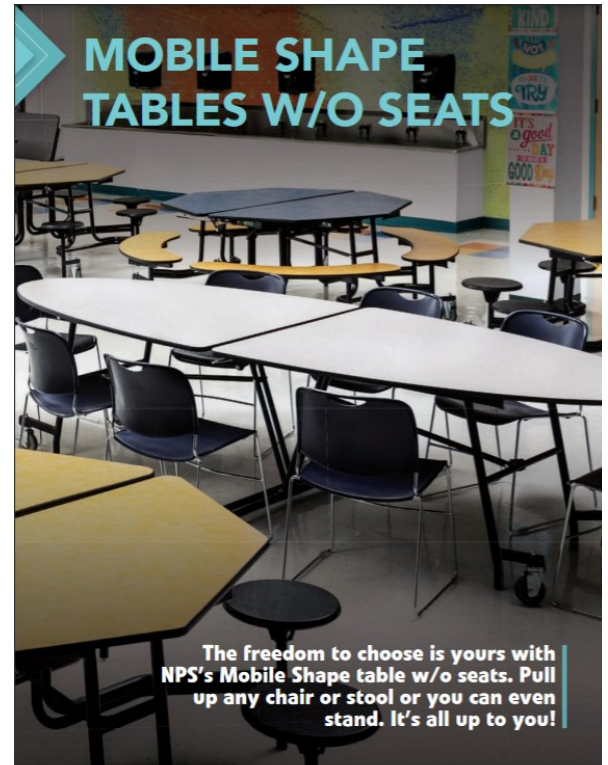
Hand
Sketch
Concept




NPS 2D
Drawing



ITEM	DESCRIPTION	QTY
T001H004	30" x 48" TONDO BUCHA	18
N001S2	12" SPACED TABLE W/ 12" BENCH SEATING	8
N001S2	12" SPACED TABLE	4
N001S08	30" OCTAGON TABLE W/ SEATING	6
N001S08	30" OCTAGON TABLE W/ SEATING	6
C001S080	30" ROUND CAFE TABLE	4
B001S2	CAFE HEIGHT STOOL	12



**National
Public
Seating**



**Mobile Cafeteria Table
w/ Benches**

60" Octagon
MDF Core
ProtectEdge
Textured Black Frame
Seats 8
34"x86"x54.5"
29" table height
17" seat height

MTO60B-MDPEPC

Call for Pricing



Mobile Cafeteria Table

10' Elliptical
MDF Core
ProtectEdge
Textured Black Frame
121 3/8"W x 44 5/8"L x 29"H

MTE10-MDPEPC

Call for Pricing



ToGo Table/Bench Set

1 Table - 2 Benches
MDF Core, ProtectEdge, Textured BLK Frame
Seats 6-8, 74" x 60" or 80" x 60"

TGT2460MDPE
Table - 24"W x 60"L x 29"H
TGB60MDPE
Benches - 19"W x 60"L x 17"H

TGT3060MDPE
Table - 30"W x 60"L x 29"H
TGB60MDPE
Benches - 19"W x 60"L x 17"H

Call for Pricing



Mobile EasyFold Square Table

MDF Core
ProtectEdge
Textured Black Frame
60"W x 60"L x 29"H

MTSSF-60Q-MDPEPC

Call for Pricing



**Use in multi-purpose
environments, cafeterias,
and classrooms.**





National Public Seating Mobile Convertible Bench Unit

Backrest can be rotated 90 degrees to provide a versatile writing surface, Ideal for classroom instruction, testing & study hall use
Tables & benches fold and nest beautifully for perfect storage
Single bench units can be combined to create one large table, using the optional built-in ganging devices.
MDF with ProtectEdge Construction

CBG72-MDPEPC 6'- Convertible Bench MDF w/ ProtectEdge
1 Bench (29"-17") 72" x 15

CBG84-MDPEPC 7'- Convertible Bench MDF w/ProtectEdge
1 Bench (29"-17") 84" x 15

CBG96-MDPEPC 8'- Convertible Bench MDF w/ProtectEdge
1 Bench (29"-17") 96" x 15

Call for Pricing



Light Oak, Cherry, Grey, Walnut



Mobile Cafeteria Stool Table

Unit locks at midway position for easy cleaning, 14 gauge steel tubing, Tested for public safety, 4"caster wheels automatically lift off the ground when table is opened, Tabletops is high-pressure laminate. Tabletop sides are protected with unique ProtectEdge coating that surrounds the edges of table tops to prevent trapping food or bacteria.

MTS8-MDPEPC - MDF w/ ProtectEdge & Powder Coated Frame
8 Stools, Table-Seat Height is 29"-17", Table Dimensions 97" x 30"

MTS10-MDPEPC - MDF w/ ProtectEdge & Powder Coated Frame
12 Stools, Table-Seat Height is 29"-17", Table Dimensions 121" x 30"

MTS1216-MDPEPC - MDF w/ ProtectEdge & Powder Coated Frame
16 Stools, Table-Seat Height is 27"-15", Table Dimensions 145" x 30"

Call for Pricing



Round Folding Café Table On Casters

MT48R-MDPEPC 48" Round Table - MDF w/ ProtectEdge & Powder Coated Frame
29"H 48"x 48"

MT60R-MDPEPC 60" Round Table - MDF w/ ProtectEdge & Powder Coated Frame
29"H 60"x 60"

MT72R-MDPEPC 72" Round Table - MDF w/ ProtectEdge & Powder Coated Frame
29"H 72"x 72"

Call for Pricing



National Public Seating Mobile Cafeteria Bench-Table

Handicap accessible, tested for safety, 4 inch caster wheels automatically lift off ground when table is opened, unique bench design, entering for seating is hassle-free. Floor cleaning is easy without the need to fold or move the unit.

MTFB8-MDPEPC 8' rectangle fixed bench table - MDF w/ ProtectEdge & Powder Coated Frame 4 Benches(29"-17") 97" x 30"

MTFB10-MDPEPC 10' rectangle fixed bench table - MDF w/ ProtectEdge & Powder Coated Frame 4 Benches(29"-17") 121" x 30"

MTFB12-MDPEPC 12' rectangle fixed bench table - MDF w/ ProtectEdge & Powder Coated Frame 4 Benches(29"-17") 145" x 30"


Call for Pricing





Mobile Shape Tables are seat-less tables which are a great option for those who prefer to use separate chairs in their cafeteria, study hall or other venue.

Plus, our seat-less mobile tables come in a variety of shapes, so you can mix the layout of tables in your room, or choose the shape that best fits your style.



Round

MODEL #MT48R
SHOWN IN WILD
CHERRY, CHROME FINISH

MT48R-MDPECR
Chrome Frame
Call for Pricing

Square

MODEL #MT48S
SHOWN IN
LIGHT OAK,
TEXTURED BLACK
POWDERCOAT
FINISH



MT48Q-MDPEPC
Powder Coat Frame
Call for Pricing

TABLETOPS ARE AVAILABLE IN A VARIETY
OF COLORS TO FIT ANY COLOR SCHEME

PHENOLIC BACKER ADDS SANITARY
PROTECTION AND POWER WASHABLE

Automatic Down Lock
SELF-LEVELING AUTOMATIC DOWN
LOCK ENSURES ENGAGEMENT
EVERY TIME TABLE IS FULLY OPENED.
Cleaning & Maintenance
LOCKS TABLE PARTIALLY OPENED FOR EASY
FLOOR CLEANING. MANUAL RELEASE
FROM BOTH SIDES OF TABLE TO FOLD



MT Series

TABLETOP COLORS



FRAME COLORS



TABLE CORE OPTIONS



TABLE EDGE OPTIONS



Oval

MODEL #MT72V
SHOWN IN
LIGHT OAK,
TEXTURED BLACK
POWDERCOAT
FINISH



MT72V-MDPEPC
Powder Coat Frame
Call for Pricing



Hexagon

MODEL #MT48H
SHOWN IN GREY,
CHROME FINISH

TAMPER-FREE,
NON-MARRING,
NYLON STEEL
INSERT GLIDES
AND TUBE
CLOSURES.

MT48H-MDPECR
Chrome Frame
Call for Pricing



Rectangle

MODEL #MT12
SHOWN IN
WILD CHERRY,
CHROME FINISH

16-GAUGE
APRONS

14-GAUGE
STEEL
TUBING

Built with
"Tamper-free"
Hardware



No need to reach in!
STORAGE LATCH RELEASE
HANDLES ON BOTH SIDES
OF TABLE TO UNLOCK.
LOCKS AUTOMATICALLY
WHEN FOLDED.



**"EasyLift"
Torsion Bar System**
ONE PERSON CAN EASILY
LIFT AND FOLD TABLE FOR
CONVENIENT STORAGE.

EXTRA-WIDE AND
DURABLE 4" NON-MARRING
HEAVY DUTY CASTERS
ARE EXTREMELY SMOOTH
TO ROLL. 275 LB. WEIGHT
CAPACITY EACH!

MT8-MDPECR
Chrome Frame
Call for Pricing

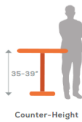




4296 - Vy Sled-Base Counter Height Chair

25" seat height to use w/ 36" high surfaces
Rated to 350 lbs.
Plastic seat and back
Powder coat frame
Sled base
Colors: black, blue, green
18"W x 22"D x 40"H

Call for Pricing



6804BU - Reve Guest Bistro Chair

Seat size 18.5" W x 17" D
Seat Height: 18" H
Plastic seat and back
Ships 2 in a carton
250 lb. weight capacity
Choice of 4 colors
Frame colors: chrome or silver

Call for Pricing



NPS Premium Plus Café Table

Adjustable Height - 30" to 42"
High Pressure Laminate Round Top
MDF Core
13 gauge steel column with a heavy duty 1/2" steel base
3 tabletop sizes: 24", 30", 36"

Color options:



PCT124MDPE

PCT130MDPE

PCT136MDPE

Call for Pricing



Café Time Stool

Charcoal slate colored bistro height stools feature ergonomically curved plastic seats and backs mounted on a sleek 1-1/8" tubular steel frame, with silver tone powder coated paint. Rubber floor friendly glides will protect floors.



NPS Café Time Stool

Height: 42"
Surface Color: Charcoal Slate
Frame Color: Silver

CTS30

Call for Pricing





111PLS-MY/LWM-7

The Power Plus has a 30-watt amp ideal for venues like smaller conference rooms, meeting halls, auditoriums & cafeterias. Large 20.5" wide by 6" deep shelf, handheld mic, with 9' cable and a factory-installed gooseneck mic holder, a tie-clip/lapel mic with 10' cable w/ wireless microphones. Two wired & one wireless microphones. This sound lectern comes complete with a handheld mic with 9' cable and a tie-clip/lapel mic with 10' cable. Operates by AC plug or w/ optional battery model PS12-V & features input jacks for CD players, extension speakers

Call for Pricing



200 Series/STEEL PREMIUM FOLDING CHAIR #240

OVERALL: 29 1/2"H x 18 1/4"W x 20 1/4"D

FOLDED: 38"H x 18 1/4"W x 2"D

SEAT: 17 1/4"H x 16"W x 16"D

BACK: 8 1/4"H x 18 1/4"W

Two cross braces, powder-coated frame

Features 18-gauge 7/8" round tubular frame

Double hinges on each side provides stability and durability

Color coordinated polypropylene glides

Available Colors: Beige Grey Brown Char-Blue Black Red

Call for Pricing



#84 / DOUBLE-TIER HANGING CHAIR TRUCK

OVERALL: 67" W x 33 1/4"D x 70"H – weight 100 lbs.

14-gauge cross braces, 16-gauge hanging rods

Heavy duty (4" x 1 1/4") casters features 325lb. Wt. capacity

Swivel wheels for easy gliding

Chair capacity 84 standard folding chairs

Dark Brown Powder Coated Steel

Call for Pricing

Keyboard Height Folding Table - Melamine


24"W x 36" L x 29"H

#CF2436MTH

Call for Pricing



COLOR



Boss Plexiglass Privacy Panel

#NP05

#NP06

#NP07



Boss #NP02

#NP02 - Bracket

Call for Pricing

36"W x 24" D x 0.24"T
Boss #NP05

42"W x 24" D x 0.24"T
Boss #NP06

48"W x 24" D x 0.24"T
Boss #NP07





BT3060/BT3072/BT3096
LIGHTWEIGHT BLOW
MOLDED RECTANGULAR
FOLDING TABLES

Available in 3 rectangular sizes
60", 72", 96"
Gravity slide lock or snap lock
provides extra stability
Lightly textured surface resists scratches
yet smooth enough to write on

BT3060
BT3072
BT3096

Call for Pricing



BT48R/BT60R/BT71R
LIGHTWEIGHT BLOW MOLDED
ROUND FOLDING TABLES

Available in 3 round sizes - 48", 60", 71" w/ 2" thick top
Lightly spotted grey top w/ textured powder coated legs
Gravity slide lock or snap lock provides for extra stability
Lightly textured surface to resist scratching yet
smooth enough to write on.

BT48R
BT60R
BT71R

Call for Pricing



8110 Stacking Shell Chair
Suitable for corporate dining rooms, training
centers & educational environments.
High density polypropylene seat/back shell
to make scratches less visible
Chrome plated frame w/ 17-gauge tubing
Three 16-gauge 5/8" tubular steel cross braces
for additional strength
Shell with ribs to strengthen points of stress
Chairs can be stacked 12 high.
Choice of colors: Black and Blue
Ganging clamps in standard black color (PGC81)

Order in multiples of 4 only

Call for Pricing



9100 Series
POLY SHELL CHAIR
OVERALL: 32.5"H x 17 3/4"W x 21 1/2"D
SEAT: 18"H x 17"W x 16 3/4"D
OPTIONAL TABLET ARM:
5/8"H x 11"W x 23 1/2"D
Attractive 17-gauge chrome plated frame w/
powder-coated finish
Features a sturdy 3/4" square frame
19-gauge steel tubing
Seat is cushioned with 1 1/2" of high-density
Grade A foam

9110-B

Call for Pricing



BT1860/BT1872/BT1896
LIGHTWEIGHT FOLDING
SEMINAR TABLES

Available in 3 sizes: 60"L, 72"L & 96"L by 18"W
2-inch thick top
Lightweight for easy set-up and transport
Lightly textured surface to resist scratching
yet smooth enough to write on.

BT1860
BT1872
BT1896

Call for Pricing



9200 Series
DOMED-BACK STACKER
OVERALL: 34"H x 18"W x 21"D
SEAT: 19"H x 16"W x 16"D
Attractive 18-gauge steel frame w/
powder-coated finish
2" thick Grade A foam cushion
double stitched w/ a spacious waterfall seat
Available in choice of
institutional grade fabrics

9258-SV
Call for Pricing

Café Time

— BY NPS® —

the industry's best value for an all-inclusive café table and stool.

You have asked, and we have answered!

All Café Time tables now include two feet options, an adjustable glide or — **NEW** — a double wheel hooded caster in matching Charcoal Slate/Grey. Use with glides when tables are kept stationary or install included caster wheels for rolling around such as for nesting and storage.

Call for Pricing

Call for Pricing



Every convenience you've ever wanted, built into a gorgeous charcoal slate colored 1-3/8" thick plastic top, mounted on a matching silver square frame.

Use as a café table in standard 30-inch table height, or effortlessly raise to 42-inch bistro height, with a simple pull of the concealed pneumatic lever. 36"W x 36"D with contoured corner edges, they are perfect for your break room, cafeteria, or lunchroom. Lightweight, scratch resistant and durable, the attractive top will complement any décor, and the sleek contemporary legs will provide a perfect airy look. Tilting latch sets table top into vertical position for compact storage, while contemporary styled legs allow nesting with adjacent tables. Matching charcoal slate colored bistro height stools feature ergonomically curved plastic seats and backs mounted on a sleek 1-1/8" tubular steel frame, with silver tone powder coated paint. Rubber floor friendly glides will protect floors.

Café Time Table

MODEL #CTT3042
SHOWN



Café Time Stool

MODEL #CTS30
SHOWN

SCRATCH RESISTANT
ATTRACTIVE TABLETOP AND
CHAIR SEATS & BACKS

Use as a
42" Bistro
Table
or
30" Standard
Table

ERGONOMICALLY
CURVED
PLASTIC
SEATS
AND
BACKS

Series #CT

TABLETOP /
SEAT COLOR

CHARCOAL
SLATE

FRAME COLOR

SILVER
TONE

RUBBER FLOOR
FRIENDLY GLIDES TO
PROTECT FLOORS

**Perfect for your
Break Room,
Cafeteria, or
Lunchroom**



**Café Time
Tables
with
Casters**

Optional Casters
now available for
Café Time Tables

**National
Public
Seating**





Extra Heavy-Duty Rectangular Table

The 238 Rectangular picnic table continues to be our most popular table. Choose from 22 powder coat frame and 8 UltraCoat planking colors. 4', 6', and 8' lengths
Available in an 8' ADA accessible option with choice of single or double-sided handicap accessibility
2-3/8" O.D. frame with 1-1/16" O.D. brace
All MIG welded frame, Walk through design
All stainless steel hardware Portable & /or surface mount – 6ft
#238-V6 (6' table)

Call for Pricing

Square, Octagon, Round Table (358 Series)

The 358 table comes in a 46" square, octagon or round table with a game top option. This table can be ordered as ADA accessible. Surface mount recommended for ADA accessible tables. 46" square, octagon or round table w/umbrella hole standard
Available in a (H) single-sided ADA accessible option
1-5/8" O.D. frame with 1-1/16" O.D. brace
All MIG welded frame with walk through design
Umbrella hole diameter 1-5/8" I.D.

All stainless steel hardware
#358-RDV (Round Table)

Call for Pricing



Contour Cantilevered Bench with Back (975)

This bench can be inground or surface mount 4', 6', and 8' lengths but can be extended with 4', 6', and 8' add-on benches
2-3/8" O.D. all MIG welded frame

Optional center arm kit 965-ARM

975-V8

Call for Pricing

32 & 55 Gallon Receptacles

Diamond, Perforated, Fiesta, Wave, or Slat pattern
Available in 32 and 55 gallon sizes 3/4" #9 expanded metal
Optional plastic liner and 5 different lid styles
All MIG welded unit

Portable with mounting options sold separately

Lids and liners are sold separately

S-32 - 32 Gallon (Slat)

RT-32 Round Top

Plastic Liner - PL-32

EX-55 - 55 Gal. (Diamond)

Flat Lid Top - FTR-55-08

Plastic Liner - PL-55

Call for Pricing



Early Development



Buy the complete set
and save!

WB0220

Infant Floor Mirror Set

Mirrors are important tools that foster a young child's self-awareness, self-esteem, intellectual curiosity and cognitive development. In an inventive twist, we applied safe, shatterproof acrylic mirrors on a variety of block shapes to encourage a first-mover's mobility, coordination and confidence through exploration and play. Constructed in beautiful, durable birch plywood with no visible screws or joinery and edges that are rounded over and sanded smooth for safety.

Dimensions vary with configuration. Weighs 110 lbs.



WB0220

[Call for Pricing](#)



CH4049

2 Tub Sand and Water Table

2 12-gallon tubs, tops can be removed and stored underneath, tubs elevated for easy removal of content by hand, table surface is 1" thick birch plywood w/ heavy duty lockable casters.

43.5"W x 30"D x 24.5"H

[Call for Pricing](#)

CONTEMPORARY KITCHEN ENSEMBLE

Everything about this kitchen group is exciting and unique, from its innovative modern design and distinctive color to the realistic features that you'd actually find in a modern kitchen—a real chrome faucet, dials that click and turn, steel sink, and modern, metal handles. It has every appliance you'd expect to find in today's kitchen: stove, sink cabinet, a French door refrigerator, stacked washer/dryer, dishwasher and a microwave. Five imaginative kitchen units children can arrange in dozen of ways.

35" H x 95" W x 15" D

Weighs 187 lbs.

BUY THE 5 UNIT SET AND SAVE!

WB6400

Call for Pricing



**WHITNEY PLUS
12" CHAIR**

CR2512N

13.75" W x 17" D x 23.5" H

13lbs

Call for Pricing

**CONTEMPORARY KITCHEN
COMBO**

WB6475

48" W x 15" D x 35" H - 90lbs

Call for Pricing

BENTWOOD BACK CHAIR

13.5" W x 11.5" D x 19.25" H - 7lbs

WB0178

Call for Pricing



ROUND CHILDRENS TABLE

28" W x 21" D x 21" H - 21lbs

WB0179 **Call for Pricing**

Cubby Storage Cabinet w/20 Trays

Twenty compartments with 20 clear trays (included) provide tons of storage in a cabinet constructed from beautiful, durable birch hardwood laminate. 100 lbs.

GreenGuard™ Gold Certified.

Dimensions: 48"W x 30"H x 14"D

Made in USA. Lifetime Warranty.

WB3251

Call for Pricing



New Wave Melamine Book Display

With a natural melamine finish, four shelves for displaying any size children's book. This handy display is designed to be placed against the wall.

Ships ready to assemble via UPS.

GreenGuard™ Gold Certified. Made in the USA.

Lifetime warranty.

Dimensions: 37"W x 30.5"H x 14.5"D

WB4436

Call for Pricing



Wall Mount Book Shelf

A popular economical book display unit that holds a loads of books in a slim, wall-mounted profile that's accessible by children and adults.

Ships ready to assemble via UPS. GreenGuard certified. Made in USA. Lifetime Warranty.

Dimensions:

31"W x 56"H x 5.5"D

WB2113

Call for Pricing



WHITNEY
BROTHERS

COMFY PLACES AND STORAGE SPACES

Here's a great way to create an instant "reading room" in any classroom with either of these two versatile reading couches. The single units can be grouped, allowing you to configure a reading group any way you like. Both couches feature a lots of book storage in back and are constructed in our beautiful, sturdy birch plywood and come with soft, comfortable cushions covered with easy-to-clean vinyl.

COMFY READING NOOK

Low to the floor and perfect for reading time. And extra-comfy for just hanging out. These seats let you set up comfortable play and learning areas wherever you like. And there's plenty of room for storage in the back. Each unit is 24" W x 18" H x 29" D.

WB8010 (EA)

WB8510 (Set of 5)

Call for Pricing



5 units are shown



WB1606 - Big Wide Discovery Table

A great play table to toddlers. The handy lip along the perimeter prevents objects from falling off and the wide base provides stability with ample storage underneath. Constructed in durable birch plywood withstands rigorous use by children. Ships fully assembled via UPS. GreenGuard™ Gold Certified. Made in the USA. Lifetime warranty.

Dimensions: 31"W x 31.5"D x 20"H Weighs 44 lbs.

Call for Pricing

WB0965 - Deluxe Puppet Theater with Markerboard

A best seller! A colorful stage with curtains for imaginative puppet shows. Write & wipe board on front for announcements. Constructed in beautiful, durable birch laminate in safe, non-toxic natural UV finish. Easy to assemble, ships UPS. GreenGuard™ Gold Certified. Made in the USA. Lifetime Warranty.

Dimensions: 31.75"W x 34.25"H x 12"D Weighs 18 lbs.

Call for Pricing



WB6800 - Adjustable Easel with Dry Erase Boards

Our popular easel features heavy-duty hinges on sturdy hardwood legs, two clips on each side to hold paper firmly, and adjustable height for children ages three and up. Includes one Write-and-Wipe board and one chalkboard. GreenGuard™ Gold Certified. Made in USA. Lifetime Warranty.

Dimensions: 23.75"W x 28"D x 48"H Weighs 19 lbs.

Call for Pricing



WB0502R - Two Level Book Carousel

Nothing sparks a child's imagination like a good book. Here are 2 shelves for easy browsing of books. Ready to assemble.

Dimensions: 21.75"W x 30.5"H x 21.75"D Weighs 46 lbs.

Call for Pricing




WB1835
Mobile Garden Center

Ideal for STEM in Early Learning! Our mobile garden center brings nature into the classroom and engages children in hands-on learning about how plants grow. Plant seeds, water the soil and follow the evolution of plant life.

Stylish, sturdy and mobile, the cabinet features a top shelf that accommodates 28 included clear plastic planting containers, a middle shelf with a vertical center divider that creates a storage compartment on each side, and a bottom shelf compartment that accommodates two Granel trays with lids [included] to store additional materials such as seeds, plants or soil. Mounted on four heavy duty non-marking lockable casters for mobility, the 19.5"W cabinet easily fits through standard door openings.

 **READY TO ASSEMBLE**

36"W x 19.5"D x 24.5"H. Weighs 66 lbs.

WB1835

Call for Pricing



Outdoor Mobile Mud Play Kitchen
WB3010
WB3010 - Outdoor Mobile Mud Play Kitchen

Outdoor mud kitchen provides the perfect setting for open ended outdoor play - and it's the only one in the market that's mobile. GreenGuard™ Gold Certified. Made in the USA. 1 Year Warranty.

Dimensions: 42"W x 19.75"D x 40"H Weighs 70 lbs.

Call for Pricing

WB0577 - Adjustable Laptop Stand

Provides a sturdy and stable foundation for young learners to use a laptop or tablet without being sedentary. Shelves are height adjustable to grow with the child. Durable birch plywood. GreenGuard™ Gold Certified. Made in the USA. Lifetime Warranty.

Dimensions: 26"W x 15.25"D x 20"H Weighs 13 lbs.

Call for Pricing


Adjustable Laptop Stand
WB0577

Learn the exciting details of the world we live in.

World Traveler

FE1343/FE1344

Options: 6' x 8'4", 7'6" x 12, 10'6" x 13'2"

Call for Pricing



Numbers and Shapes combine to aid children in learning and recognition the fundamentals,

Seats up to 20 kids

Simple Shapes

FE116-34A

Rectangular

6' x 9'

Call for Pricing



All Carpets come with Anti-Microbial Treatment



Your *little mathematicians* will enjoy the colorful and exciting presentation of numbers on this rug.

Numbers Rows 123s

FE376-44A (Rectangular, seats 30, 7'6" x 12')

Call for Pricing



From coast to coast, this colorful play carpet enables children to learn the location and names of each of the 50 United States. *Geography has never been so much fun!*

American Doodle Map

FE262-32A (Rectangular 6' x 8'4")

Call for Pricing

Athletics



Double Tier Heavy Duty Lockers

Go for the durability of Lyon's Heavy Duty Lockers

- All lockers shall be preassembled with all seams & joints welded for rigidity & durability.
- Heavy duty 16 gauge steel flanged locker body to give double thickness of metal at back vertical corners. 18 gauge backs.

Call for Pricing

LYON®

Command Gear™ Lockers

Heavy duty military gear steel locker with open face and two lockable storage compartments.

All-welded construction

Shipped set up

Call for Pricing and options

*Steel Surcharge May Apply



Medical Treatment Bench

FAB-7230M

30"Dx72"Lx26"H

500lbs weight capacity

WB Mfg
WB Manufacturing LLC

Call for Pricing

1201 FIRST-AID COUCH

Our premium first-aid couch is neatly upholstered in health-care approved anti-bacterial, bleach cleanable, heavy duty vinyl. The first aid couch also has an optional paper dispenser (not shown). High density foam is used for comfort.

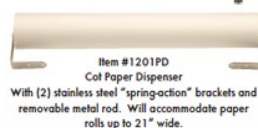
USA CAPITOL



1201

Dimensions: 72" x 26" x 22.25" w/ detachable pillow
Colors: Black, Navy & Wine

Call for Pricing



Item #1201PD
Cot Paper Dispenser
With (2) stainless steel "spring-action" brackets and removable metal rod. Will accommodate paper rolls up to 21" wide.



Boss Medical Stool B240-BK

Upholstered in durable Caresoft **Anti-Microbial Vinyl** for easy maintenance & cleaning. Molded foam seat.

Adjust. Seat height w/ a 6" vertical height range

Dual wheel casters all for easy movement. Attractive chrome finish on the base and gas lift

Seat size 16"W x 16"D
Seat height (adj.) 20.5" - 26.5"H
Overall size: 25"W x 25"D x 20.5-26.5"H

Call for Pricing



BOSS
Office Products



clarin
by husseyseating

**FT7500IMP -
SuperStar Impression
Custom Digitally Printed
Folding Chair**

**FT7500ATT -
SuperStar Attitude
Padded Folding Chair**

Call for Pricing

Color Options

BK Black	WH White	RY Royal Blue	SC Scarlet	NY Navy Blue
FG Forest Green	KG Kelly Green	OR Orange	PR Purple	GL Gold

First Team's line of indoor tip-n-roll bleachers. Seats use 9 5/8" x 1 3/4" anodized aluminum planking. Walk planks are 9 5/8" x 1 3/4" mill finished aluminum. 4" tip-n-roll wheels are secured to back seat support to make bleachers portable. Tilt bleacher backwards onto wheels to roll. Basic framing all welded structural angle w/ bolted cross bracing to maximize bleacher strength for end shift loads. Framing spaced on 6ft centers. 2 1/2" rubber floor protectors are used bottom of frame to protect finished floors. Steel under structure is powder coat painted black.

Available colors include: Scarlet, Royal Blue, Navy Blue, Forest Green, Kelly Green, Gold, Orange, Purple and White. **9ft**

FAN3-2FP-TNR-9

Call for Pricing

3000 Series portable folding chairs offer advanced comfort with a 3" upholstered seat and 1" upholstered seat back. Add a printed or embroidered logo to the seat, seat back, & seat gusset to show school spirit or corporate support. 3400BX - Box Seat 3" Seat Pad, 2 Color Seat & Back Screen. Priced with Grade 1 Vinyl Fabric—**Minimum Order 24. Call for Pricing and Options**



From sporty, short locker room stools to tall bar-height stools, **Clarin** has a stool to fit your needs. Durable & stylish, choose from three round seat heights & ottoman-style foot-stool. Includes 1" thick upholstered seats. (**#118, #124 & #130**). Grade 1 vinyl fabric. Standard black powder coat frame for additional frame colors. 13" round height. 2 color. **Call for Pricing and Options**

#118 - Low Stool 18" seat ht. **#124 - Mid Stool** 24" seat ht. **#130 - Tall Stool** 30" seat ht.

CUSTOM PRINTED FOLDING CHAIRS

the SUPERSTAR IMPRESSION

- Unlimited Printed Design Possibilities
- 4-Color Print on Backrest, Seat Cushion Top & Front
- Choose From 10 Available Chair Frame Colors
- Orders under 10 Chairs subject to Art Charge
- Optional Name, Logo and/or Ball Decal on Backrest Frame

Order Superstar Impression using the color codes below.
The first color code indicates the color of the frame.
The second code indicates custom printed cushions.
Superstar Impression FT7500IMP-BK-GPH

the SUPERSTAR ATTITUDE

- Seven Sports Options
- Great for Man Cave or Kids Room
- No Minimum
- Choose From 10 Available Chair Frame Colors
- Optional Name, Logo and/or Ball Decal on Backrest Frame

Order Superstar Attitude using the color codes below.
The first color code indicates the color of the frame.
The second code indicates custom printed cushions.
Superstar Attitude FT7500ATT-BK-GPH

Optional Logo

Optional Name with Ball Decal

BB = Basketball
GF = Golf
TN = Tennis
BA = Baseball
SC = Soccer
FB = Football
VB = Volleyball



With their traditional good looks and solid construction, Heritage Series cases will stand the test of time. These wooden display cases offer premium features like sliding tempered glass doors, built-in locks, steel shelving hardware, and floor levelers. A lighted case is available for an enhanced presentation. Available in two distinct sizes and your choice of either oak or hardwood. With over a century of experience behind them, Heritage Series display cases continue to be a customer favorite.



893M-PB-J (lighted case)

- 4' oak or hardwood framed case
- 4 half-length adjustable shelves
- Lighted cornice

76"H x 48"W x 18"D

Call for Pricing



891M-PB-C (lighted case)

- 4' oak or hardwood framed case
- 4 half-length adjustable shelves

70"H x 48"W x 18"D

Call for Pricing




8949M-PB-H (lighted case)

- 3' oak or hardwood framed case
- 1 full-length adjustable shelf

40"H x 36"W x 14"D

Call for Pricing



WADDELL
Premium Display and Trophy Cases
a GMI company.

First Team



FT6000GLM
Set of 4 Weighted Football
End Zone Markers

Call for Pricing



5700/5900 | TRADITIONAL BIKE RACK

- 5', 8' and 10' length options
- Available in inground, portable and Surface mount options
- Add-on options available
- Available in single sided (5700 series) or double sided (5900 series)
- 1-5/8" O.D. posts with 5/8" O.D. rung bars
- Heavy duty casted clamps
- All zinc plated hardware



SPORTSFIELD SPECIALTIES



FT6060
Post Pad - Football goal post 6-5/8"
LTR6060
Lettering for 6-5/8"

Call for Pricing



FT6050
Post Pad - Football goal post 5-9/16"
LTR6050
Lettering for 5-9/16"

Call for Pricing



**Call for pricing on High Jump and Pole Vaulting
Landing Systems. Both mats meet NCAA Qualifications.**





AVAILABLE IN 4 POPULAR SIZES




World Class 40 Elite-PB.....24'(w) x 8'(h) x 4'(t) x 10'(b)
World Class 40 Sr. Club-PB.....21'(w) x 7'(h) x 4'(t) x 7'(b)
World Class 40 Jr. Club-PB.....18.5'(w) x 6.5'(h) x 4'(t) x 6.5'(b)
World Class 40 Element-PB.....12'(w) x 6.5'(h) x 4'(t) x 6.5'(b)

World Class™ 40 line of 4" round aluminum portable soccer goals! The World Class 40 line is designed to maximize functionality. World Class™ 40 goals are sold complete and always include goal structure, backstays, ground bar, transport wheel kits, auger style ground anchors and professional style hexagonal net.

All World Class™ 40 goals meet or exceed ASTM F2056 for tip over and failure requirements. All soccer units meet NCAA, NHSF and FIFA rules.

The 4" round aluminum uprights and crossbar are powder coated white for an aesthetic appeal. First Team's net fastening system attaches net securely in place. Once in place, net clips will not come loose or get lost. No more Velcro straps, welded hooks, screws or nylon ties. Unlike other manufacturers clips, net fasteners will not become loose or cause misalignment of net. 40 backstays are manufactured of 100% galvanized 1 3/4" round tube and will not rust. Backstays are designed extra deep for added stability and security and include our built in portable wheel feature for ease of transport.

Call for Pricing and Options



First Team

All Pro Series boasts a massive 6 5/8" diameter steel post for maximum structural stability. For rust free performance the goalpost has a galvanized undercoating while the 6 5/8" diameter crossbar and 4" diameter uprights are made from rust free aluminum. First, the All Pro has a unique telescoping nosecone design that allows the overhang distance to be extended anywhere from 6'9" to 8'6". So no matter what, the crossbar comes out dead even with the back of the end zone every time. Second, the nosecone attachment not only allows the crossbar to be leveled at time of assembly, but you can also fine tune the crossbar elevation up to 2" up or down. Crossbar is always at perfect 10' height every time. Third, each upright is attached to an adjustable corner elbow that is fully rotational allowing the uprights to be assembled perfectly straight every time.

All Pro can be set to a maximum overhang of 8'6", when used in conjunction with portable soccer goals on multi-use fields. First Team offers a crossbar extension kit when needed. This allows a college width crossbar to be converted to high school width when needed for fields used by both college and high school teams. Post pads, ground sleeves and access frames are available for any All Pro package.

All Pro football goalposts are available in either safety yellow or white. Wind direction streamers are included. All Pro football goalposts are covered by First Team's 10-Year Limited Warranty.

All Pro HSC-SY - Call for Pricing





Outdoor Batting Tunnels

- Tension, overhead, and cantilever styles available
- Single, double, and triple baseball/softball configurations
- Full-height overlapping entry flaps provide convenience and safety
- Super durable black powder coated aluminum or steel framework
- Black #36 nylon, 1-3/4" mesh net with vinyl enclosed chain ballast
- #60 and #84 nylon net available upon request (structure may vary)
- Indoor applications and custom designs available upon request

Call for Pricing and Options



Hurricane Portable Basketball Goals

The Hurricane's extension distance from base to backboard is 96" meeting all NCAA & NHSF requirements. The Hurricane portable hoop is height adjustable. Rim height adjustments from 10' down to 6' are made easily with its low maintenance extension spring design. Heavy foam padding protects players on the front, sides and back of the base unit. A boom extension pad is also included. Unit is extremely stable as well as durable and will not tip over when players hang on the rim. For additional support, rear hold downs are included. Floor load on the wheels is: 350 psi. All Hurricane portable basketball goals are covered by First Team's unmatched Lifetime Superior Warranty (Hurricane Triumph - FL)

Call for Pricing (freight included)



Side-By-Side Systems Available



Wormgear Net Tensioning Crank



Net Height Indicator



Built-In Transport Wheel



**FREE
Lettering
with
Purchase
of V-ball
System**

First Team



**FREE!
Pad Lettering
Upon Request**

Frontier

The Frontier steel competition volleyball post system offers exceptional net and post rigidity. Steel volleyball posts have long been the popular standard when it comes to maintaining bowstring tight net tension. Though advances have been made with light-weight titanium standards, steel is still the most economical way to get competition quality net tensioning.

Though Frontier's uprights are constructed of thick 1/4" wall steel tubing, the Frontier is the only volleyball system constructed with its own built in transport wheel on each post. Simply roll each upright to its respective floor socket and drop the volleyball post into place, no lifting required.

All Frontier packages come complete with a wormgear crank net tensioner that will not backdrive and is the safest in the industry. The telescoping pistons are spring loaded for simple, quick net height adjustments from 78" to 98" for all levels of play. Net height is shown on the built in net height indicator. System comes with a top quality knotless mesh competition net made with Kevlar. Upright padding is included in your choice of 12 colors, padded rope covers and chain net height gauge are also included. Entire system meets all NCAA, National High School Federation and USVBA rules.

Call for Pricing

the SPORTZONE

LUXURY STADIUM CHAIR

- Zippered Storage Pocket on Back
- 14oz. Vinyl Construction (13 color options)
- 2" thick foam
- Rubber Foot Protection
- A built in safety hook is provided that can be used to engage the bleacher plank to guard against accidental back tipping.
- Our unique two position cupholder means no more spilled drinks
- Optional Full Color Print on Back of Backrest

COYOTE SCHOOL FURNISHINGS

the BALL HOG™

PREMIUM BALL CARRIER

First Team's Ball Hog is the last ball carrier you'll ever need to buy!

FT24

- Holds up to 24 Mens or Womens Basketballs
- Tote Handle for Easy Transport
- FREE LTR24 Lettering On Request
- Durable Powder Coated Steel
- Lifetime Superior Warranty
- Approx. Shipping Weight: 92 lbs.

FT13

- Basketball Dry Erase Clipboard
- Front - Full Court Diagram
- Back - Half Court Diagram
- 8" x 13" Size
- Includes Dry Erase Marker
- Header Card with Hole for Retail Display
- Approx. Shipping Weight: 1 lb.

**High Impact -
Graphic Wall Padding**

**Sportzone LX
Call for Pricing**

**Ball Hog FT24
Call for Pricing**

**Clipboard FT13
Call for Pricing**

**FT456-WB-GPH
Call for Pricing**

**FT458-WB-GPH
Call for Pricing**

**FT450-WB-GPH
Custom Pricing**

KY Royal Blue	SC Scarlet	GL Gold	PR Purple
KG Kelly Green	BK Black	CB Columbia Blue	MR Maroon
GR Grey	NY Navy Blue	OR Orange	FG Forest Green
BR Brick Red	SO Sienna Orange	DG Desert Gold	SB Saddle Brown

HIGH IMPACT™

GRAPHIC WALL PADDING

First Team

Energize your facility with First Team's High Impact graphic wall padding! First Team's unique digital printing process allows us to print any image you desire on our safety pads. Our graphics team will work with you to develop the perfect look for your facility. We can use customer supplied artwork (see artwork specifications) or develop your art from scratch. High Impact pads are priced including one hour of in house art design. Two inch thick foam pads are available in standard 2'x6' and 2'x8' sizes. Odd size panels are available and are priced per square foot. Pads are mounted permanently to the wall through 7/16" thick plywood backing. A 1" lip top and bottom is provided for wall attachment. Fastening hardware is not provided. If cutouts are required for outlets, etc. simply order field cutout FT449 shown, specify size and color. Common applications require 8 panels, 16' to protect the 12' wide free throw lane. 1-Year Limited Warranty.

FT456-WB-GPH

- Min. Order: 4 Panels
- 2' x 6' Panel
- 1-Year Limited Warranty
- App. Wt. 26 lbs./Panel

FT458-WB-GPH

- Min. Order: 4 Panels
- 2' x 8' Panel
- 1-Year Limited Warranty
- App. Wt. 36 lbs./Panel

FT450-WB-GPH

- Odd Sized Panel
- Specify Size Up To 2' x 8'
- 1-Year Limited Warranty
- Priced Per Sq. Ft.

BODYGUARD™

PROTECTIVE WALL PADDING

Now Available in 16 Colors!

FT449

- Field Cutout Insert for two-plus outlet (specify color)
- 1-Year Ltd. Warr.
- App. Ship. Wt: 1lb.

FT450-WB

- Odd Sized Panel
- Size Up To 2' x 8'
- 1-Year Ltd. Warr.
- Priced Per Sq. Ft.

FT455-WB

- 2' x 5' Panel
- 1-Year Ltd. Warr.

FT456-WB

- 2' x 6' Panel
- 1-Year Ltd. Warr.

FT457-WB

- 2' x 7' Panel
- 1-Year Ltd. Warr.

FT458-WB

- 2' x 8' Panel
- 1-Year Ltd. Warr.

**Bodyguard -
Protective Wall Padding**

**FT455-WB
Call for Pricing**


**FT456-WB
Call for Pricing**

**FT457-WB
Call for Pricing**

**FT458-WB
Call for Pricing**

**FT450-WB
Custom Pricing**

Coyote School Furnishings
www.coyoteschoolfurnishings.com
1-866-750-9269



1GPA#19-02PV-03

