

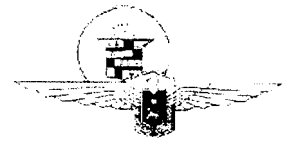


The Gold Standard

*The Hampton Roads Region
of The Cadillac - LaSalle Club Inc.*

*A Monthly Newsletter Dedicated To
The Preservation of Two of
America's Finest Automobiles*

Cadillac



La Salle

Volume V Issue 4 April 2000

MEETING: APRIL 4th - 7 P.M.
Dennis Spaghetti & Steak House
3356 Western Branch Blvd. Chesapeake
(Directions on last page)

Message from the Regional Director

Last month I was praying for warm weather and it seems that someone heard me (I'm almost hesitant to make this statement for fear that it will jinx the recent good weather). Our show season seems to be beginning early this year with four events in March and eight already for April. A great beginning to what we hope will be a banner year.

Our March 7th meeting was quite nice at Dennis'. We had a good turnout, great food, and took care of a lot of club business. Thanks for everybody's effort. If you have not attended a meeting in a while, you are missing some good times, good food, and good companionship. The next meeting is back at Dennis' on April 4th. Put the date on your calendar and attend.

The Grand National meeting this year is at Warwick, RI right outside of Newport. It appears

that several members are planning to make the trip. The meet is scheduled for July 26 thru the 29th at the Crown Plaza Hotel. This is being touted as a super meet in a super location with lots of stuff to do and see. I am also told that there is a limited number of rooms left available, so early registration is highly recommended. There was some discussion at the meeting of organizing a caravan to go up on Thursday the 27th. If you are interested in joining our group, register immediately and give me a call so I can put your name on the list.

Finally I want everyone to know that Gene Gregory had a quadruple bypass surgery in February and was in Riverside about 2 1/2 weeks. He had a rough go of it and I'm sure he would like to hear from you. He is now back home and reportedly doing better. If you would like to call Gene to cheer him up, his number is 255-0406. Get well soon Gene, your LaSalle misses you.

Art Matthews

Hampton Roads Region Officers

Director - Art Matthews
12 Carroll Drive
Poquoson, VA 23662
(757) 868-9717

Assistant Director - Viator Trudeau
1006 Austin Drive
Chesapeake, VA 23320
(757) 547-3940

Sec. -David Anderson
15171 Kennel Lane
Carrollton, VA 23314-2648
(757) 238-8184

Treas. - Howard Hodnett
315 60th Street
Newport News, VA 23607
(757) 247-1539

Membership Chair - James Gregg
5000 Colonial Ave.
Norfolk, VA 23508
(757) 489-8968

National Board - James Gregg
5000 Colonial Ave.
Norfolk, VA 23508
(757) 489-8968

Newsletter Editor - Don Baker
206 Dabney Drive
Newport News, VA 23602
(757) 874-0837

The FAX number for the club is 868-6555

Monthly Meetings

The Hampton Roads Region meets the first Tues. of the month and start at 7 PM at a local restaurant. The meeting locations are announced in the months newsletter

Minutes from March Meeting

1. We still have 5 new calendars left. Get them quick before James Gregg gobbles them up.
2. Members were asked to submit trophy designs for our new style plaque trophies.
3. The AACA Founders Tour was announced, it is a five day event, and covers most of Tidewater. The dates are June 26-30.
4. It was announced that we received a nice letter from Jerry Couch renewing his membership and promising hopefully to see us soon.
5. Angela Brown sent us literature about her services and products. The group voted to invite her to an upcoming meeting for a presentation.
6. The director passed around info he had received about a '67 Corvette raffle in Maryland.
7. Information was circulated about Cadillac Club Jewelry which is available.
8. The director announced to the group about Gene Gregory's heart surgery and hospital stay.
9. Club members were asked to submit ideas of club activities they would like planned for this year. Anyone with ideas should call Art.
10. It was announced that the annual Hershey Meet had been moved up a week this year and would be in conflict with our meet date. The group voted to move our meet back one week to Oct 14th at Suttles.

11. The group was polled for those planning to attend the Grand National this year. It was suggested that we organize a caravan to the meet.
12. It was announced that Jenroe's had been sold and was no longer a Saturday night meeting spot. A new restaurant named "Greater Grinders" has opened their parking lot for the Saturday night gathering and is only about a block down Independence Blvd. From Jenroe's.
13. The shows and activities for March were announced.

Kaddy Korner

- 1966 Sedan Deville Eugene Gregory (757) 255-0406
- 1984 Eldo, 82K miles, Good shape, \$2,200 Marjorie Forbes, 826-3003
- '66 Model 75 Factory Limo., 51K, Mostly original 2-3 condition, asking \$14,900 Contact Steve Waggoner, 887-0415

- 1980 Sedan DeVille Green w/ green leather, 80K miles, 368 cid engine, \$3,000 obo, Call Jim Edwards 486-6289
- 78 Seville, 157K, many upgrades, garage kept, asking \$6,000, Contact R.J. Scoggins, 245-6700
- '69 Sedan DeVille, 42K, White w/black vinyl top and red leather. \$7,500 Contact Howard Andleton at 886-9090
- '65 Eldorado Conv. Black w/black top, Brown leather interior, Condition #3, 80,000 miles Make reasonable offer to Norma Armfiels 588-6687
- '56 Sedan Deville, 51K miles, Good runner, \$2,500 Larry Blanchard (316) 755-1085 or Bob Francis (316) 722-5312

OTHER CARS

- 1964 Studebaker Daytona, 4 Dr.- 87K, Excellent Show Car, 259 V8, 3 Speed OD, PS, Fact Air, \$7,000/offer Art Matthews, (757) 868-9717.
- '62 Chrysler New Yorker, 1 owner 80K all original except engine & transmission, Contact Kimsey Sherbert 545-7533


Calendar of Events - 2000

<u>Date</u>	<u>Event</u>	<u>Location</u>
Mar 28	CCCHR.	Old Country Buffet
Apr 2	Spring Fling	Greater Grinders
Apr 4	Club Meeting	Dennis' Restaurant Chesapeake
Apr 7,8,9	Cruzin at Va. Beach	
Apr 16	Ultimate Illusion Show	Suffolk Airport
Ape 22	Price's Show	TBA
Apr 25	CCCHR*	Old Country Buffet
Apr 29	Richmond AACA	Fairgrounds
Apr 29	Poquoson Auto Show	Poquoson Ballfiels

*CCCHR - Car Club Council of Hampton Roads

performance trends

by Chuck Schalsky



MOSLER TWINSTAR

The fruits of Warren Mosler's unconventional thinking range from the composite-chassis Cadillac GTP and Intruder sports cars, to his theories that a federal budget surplus is a bad thing and the trade deficit is desirable. (Check out his economic essays at www.warrenmosler.com.) The latest product from Mosler's fertile mind is a twin-engine Cadillac Eldorado he calls the Mosler TwinStar.

Imagine a 16-cylinder, 575-horsepower all-wheel-drive American luxury coupe that can outaccelerate a Corvette. And has absolutely zero trunk space. That's the Mosler TwinStar.


The Eldo's trunk compartment is modified with a square-tube subframe similar to those on Mosler sports cars to accept a complete Eldorado engine and transaxle. This lengthens the wheelbase by 18 inches, giving the TwinStar a look reminiscent of the Pontiac Fiero. Radiators for the rear engine go ahead of the rear wheels. The car we tested had a 275-horse Northstar up front, with a 300-horse version of the 4.6-liter DOHC V-8 in the rear. The leading downside to this exercise: it weighed in at about 4750 pounds, almost 900 more than stock.

Except for the second instrument panel located on the passenger side dash (the only major interior change) and the competing sounds of two

engines at different rpm, there's no way to tell there's a V-8 in the trunk. Each powerplant operates totally independently through its own transaxle. It was entertaining watching the dual tachs climb and fall separately and feeling one engine pull through its peak powerband before shifting, then feeling the other do the same.

With a blazing 4.5-second sprint 0-60 mph the TwinStar was 2.1 seconds quicker 0-60 mph than the last Eldorado Touring Coupe we tested. Its 12.9-second 111.6-mph quarter-mile performance was impressive, especially since the front engine banged against its speed limiter before the finish line traps!

Why the TwinStar? "My first thought was to build a mid-engine Eldo, since I thought that would really improve its ride and handling," says Mosler. "Then I just decided to leave the front engine in. It's now one of my favorite cars to drive around." Mosler adds the TwinStar has the potential to be the basis for quick stretched limos. The modifications cost roughly \$20,000. Even if you started with a new Eldorado, a TwinStar would be a good, if unusual, value.—*Mac DeMere*



Senior Road Test Editor Mac DeMere checks out the TwinStar's trunk-mounted second engine.

	'95 Eldorado Touring Coupe	Mosler TwinStar
Acceleration, sec		
0-30 mph	2.6	1.7
0-40 mph	3.7	2.6
0-50 mph	5.1	3.6
0-60 mph	6.6	4.5
0-70 mph	10.3	5.7
0-80 mph	13.1	7.0
Quarter mile, sec/mph	14.8/96.5	12.9/111.6
Braking, 60-0, ft	142	134
Lateral acceleration, g	0.79	0.31
Slalom, 600-ft, mph	65.8	58.9

MOSLER
Mosler Automotive
561/842-2492
www.moslerauto.com

STOP car thieves in their tracks with effective anti-theft devices.

Today's newest cars are tempting, not only to prospective buyers but to car thieves as well. Professional car thieves can steal any car, and the latest models are no exception.

According to the National Insurance Crime Bureau, all vehicle theft-prevention equipment helps deter criminals, and many anti-theft devices also are effective in protecting your vehicle from burglaries and vandalism.

Here is a list of anti-theft devices...courtesy of www.insweb.com...to help protect your car from even the most determined thief.

Car alarm -- The typical car alarm is equipped with motion sensors and a loud siren or series of tones in the 120-decibel range. The best car alarms automatically arm themselves when you leave the vehicle and include an automatic kill switch. The best models also flash the headlights and honk the horn in addition to sounding a siren.

Electronic tracking device -- This device uses an electronic transmitter hidden in the vehicle, which emits a signal that is picked up by the police or a monitoring station.

Kill switch -- Effective and inexpensive to install, a kill switch is a hidden switch that prevents the flow of electricity or fuel the engine until it is activated. Starter disablers also are growing in popularity.

Steering-wheel lock -- A long metal bar with a lock that fits on the steering wheel, a steering-wheel lock is designed to prevent the steering wheel from being turned. It also acts as a visual deterrent for thieves peering into car windows.

Theft-deterrent decal -- A typical decal identifies that an alarm system or a national theft-prevention company protects the vehicle: an inexpensive way to bluff a car thief.

Tire lock -- Similar to the circular steel "boots" used by many larger city police departments, the tire lock makes the car nearly impossible to move. The locks are also effective in deterring would-be thieves.

Reprint from The Wichita Eagle Sunday, October 31, 1999

Sent in by: Al Koster

RHODE ISLAND GRAND NATIONAL 2000 HOTELS

	Miles to GN	Total # Rooms	2-Person Rate	Phone:
Host Hotel:				
Crowne Plaza Hotel at the Crossings 801 Greenwich Av. Warwick, RI 02886	-0-	266	\$119. CLC Rate - limited quantity. 209. 189. AAA/AARP + Priority Club (single \$10. less) Once CLC block of rooms is filled, rates jump up.	401-732-6000
Exit 12A off I-95				
Rooms still available as of 2/18/00: Wed=32 Th=60 Fri=74 Sat=83				
Reserve ASAP, but no later than June 26th.				
Back-up Hotel:				
Radisson Airport Hotel 2081 Post Rd. (Rt. 1) Warwick, RI 02886	2.2 miles	111	\$105. CLC Rate - no other disc. 119. with AAA/AARP CLC has 35 rooms and 15 suites blocked at discount	401-739-3000 800-333-3333
Exit 13				
price.				
Reserve ASAP, but no later than July 5th.				
Comfort Inn Airport 1940 Post Rd. Warwick, RI	2.6 miles	196	\$119. Wed-Th (\$83. with AARP) 159. Fri-Sat (111. " ") Includes Cont. Break.	401-732-0470 800-228-5150
Exit 13				
Days Inn 101 New London Av. Cranston, RI	5.3 miles	60	\$ 99. Includes Cont. Break. 89. with AAA/AARP	401-942-4200 800-329-7466
Exit 14				
Mainstay Suites 268 Metro Center Blvd. Warwick, RI	1.0 mile	94	\$100. Wed-Th (\$90. with AAA) 130. Fri-Sat (117. " ") Includes Cont. Break.	401-732-6667 800-424-6423
Exit 12A				
Master Hosts Inns 2138 Post Rd. Warwick, RI	2.2 miles	103	\$119. AAA? Cont. Break.	401-737-7400 800-251-1962
Exit 13				
Motel 6 20 Jefferson Blvd. Warwick, RI	4.0 miles	123	\$ 72. Wed-Th (\$65. with AARP) 76. Fri-Sat (69. " ")	401-467-9800 800-466-8356
Exits 14-15				
Open Gate Motel 840 Quaker Lane W. Warwick, RI	5.6 miles	23	\$ 52.	401-884-4490 800-370-5700
Exit 8				
Sheraton Inn Prov Airport 1850 Post Rd. Warwick, RI	2.7 miles	207	\$180. Wed-Th 125. Fri-Sat	401-738-4000 800-325-3535
Exit 13				
Susse Chalet Inn 36 Jefferson Blvd. Warwick, RI	4.0 miles	115	\$ 77. Wed-Th (\$70. over age 60) 87. Fri-Sat (80. " " ")	401-941-6600 800-258-1980
Exit 15				

National CLC membership required for GN registration!

Dash Painting The Professional Way!

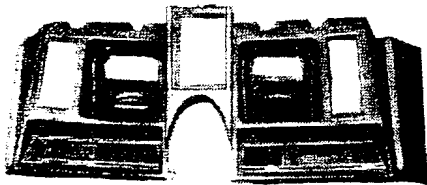
As demonstrated On A 1969 Camaro Dash

By Gilbert Propes, Professional Muscle Car Restorer

Several different types of dash faces are used in GM and Chrysler autos of the muscle car era. Most of these may be sent off to certain vendors and they can professionally restore and detail them for you.

There is one type of facade where the detailing and lettering are put on by a hot stamping process that is specific to each individual dash. Unless someone goes to the expense to set up a hot stamp for each different type of dash, you're going to be on your own in making one of these units look better.

One of the best examples of this type of dash is the one we will be working with, out of a '69 Camaro.



Disassemble dash and make sure it's clean!


First disassemble and clean the dash. Don't take this step lightly! By this time in your car's life someone has probably been on all the vinyl and most plastic interior parts with a heavy silicone product. Soaking in caustic soda (Purple Power) or a strong dish washing detergent seems to work well. Stay away from all but the mildest solvents. They tend to erode the surface of many plastics.

If you are very, very lucky after this step and you have an exceptionally good specimen, you might be able to simply reletter and recolor the raised highlight lines at this time. Very seldom is this the case. The years of exposure and over cleaning usually leave even a solid black dash with inconsistent color and minute scratches over much of the surface.

I prefer to paint hard plastic with lacquer. By using one of the plastic primers on the market it is possible to obtain very good adhesion. Also the lacquer is much thicker and fills in many more small imperfections than vinyl dyes


used with their primers. Year One's Polypropylene Primer (Year One part number 101N) gives terrific adhesion to lacquer on all hard plastics. These same steps work well on kick panels and seat backs. Once the dash is primed according to instructions on the can you're ready for your color coat or coats.

Year One should be able to supply almost any semi-gloss colors you may need for your particular GM or Chrysler auto. The dash in this article is all black and requires only one color coat but yours may require one more tape step and one more color coat. This depends on your car's color scheme.



Paint markers are perfect for highlighting the raised sections on this style dash.

After your lacquer dries you are ready to reletter and highlight your dash face. Testor's offers gloss paint markers through hobby and craft shops which are perfect for highlighting the raised sections on this style dash. Both silver and white are available and should be the only colors you'll need. The Camaro dash I am working on is all silver. Play with the marker on some scrap plastic and get a feel for the flow. Then all you need is some patience and a steady hand to have a really neat and much cleaner looking dash face for your muscle car.



A finished dash shows your attention to detail and enhances your car's appearance.



POLYPROPYLENE PRIMER

Comes in a 16 ounce spray. A must for priming plastic surfaces before painting. Use if you are painting seat backs or other hard plastic parts to match your interior.

101N \$11.00 ea

CAMARO COLOR CHART

(Refer to the appropriate chart for your car to determine the correct code when ordering)

COLOR	YEAR USED	CODE
AQUA	67-68	M02
BLACK	67-76	M10
LIGHT BLUE	67	M12
BRIGHT BLUE	67, 70	M14
DARK BLUE	69	M16
MEDIUM BLUE	68	M17
LIGHT GREEN	69	M23*
DARK GREEN	69-70	M24
DARK GREEN	72	M25*
ORANGE	69	M26
PARCHMENT	68	M27
PEARL	68	M28
RED	67-69	M30
SADDLE	70	M36*
WHITE	69, 71-73, 75-78	M37
SANDAL WOOD	70-75	M41*
DARK SADDLE	71-73, 75	M42*
GOLD	67	M43
IVY GOLD	68	M46
TAN	71-73	M47*
CAMEL TAN	78	MCT*
FIRETHORN	77	MFTA
LIGHT SADDLE	74	MLS^

*NOTE: This color is available a 12 oz. spray only.

^NOTE: This color is available as dye in pint cans only.

INTERIOR LACQUER PAINT

Comes in a 12 ounce spray, bombs and 1 pint cans. Custom mixed--see available colors on chart. When ordering, simply apply the appropriate color code to the end of the part number.

SL --- 12oz. spray can \$12.00 ea
IL --- 1 pint can \$17.00 ea

M28 Pearl is priced at \$39.00 ea.

NOTE: M28 Pearl requires a two part application, rather than a one part application as with other colors.