


NON-GHG INVENTORY REPORTING

YEAR 2025

AAN CLOTHINGS LLP

PLOT NO. 9, SECTOR 34,
GURGAON





OBJECTIVE OF THE REPORT

**TRACK AND REDUCE AIR
POLLUTANT EMISSIONS**

**MONITOR RESOURCE
CONSUMPTION**

**ENSURE REGULATORY
COMPLIANCE**

**TRACK AIR QUALITY
AND HEALTH IMPACT**

**IMPROVE OPERATIONAL
EFFICIENCY**

**ENHANCE CORPORATE TRANSPARENCY
AND ACCOUNTABILITY**

AAN CLOTHINGS LLP

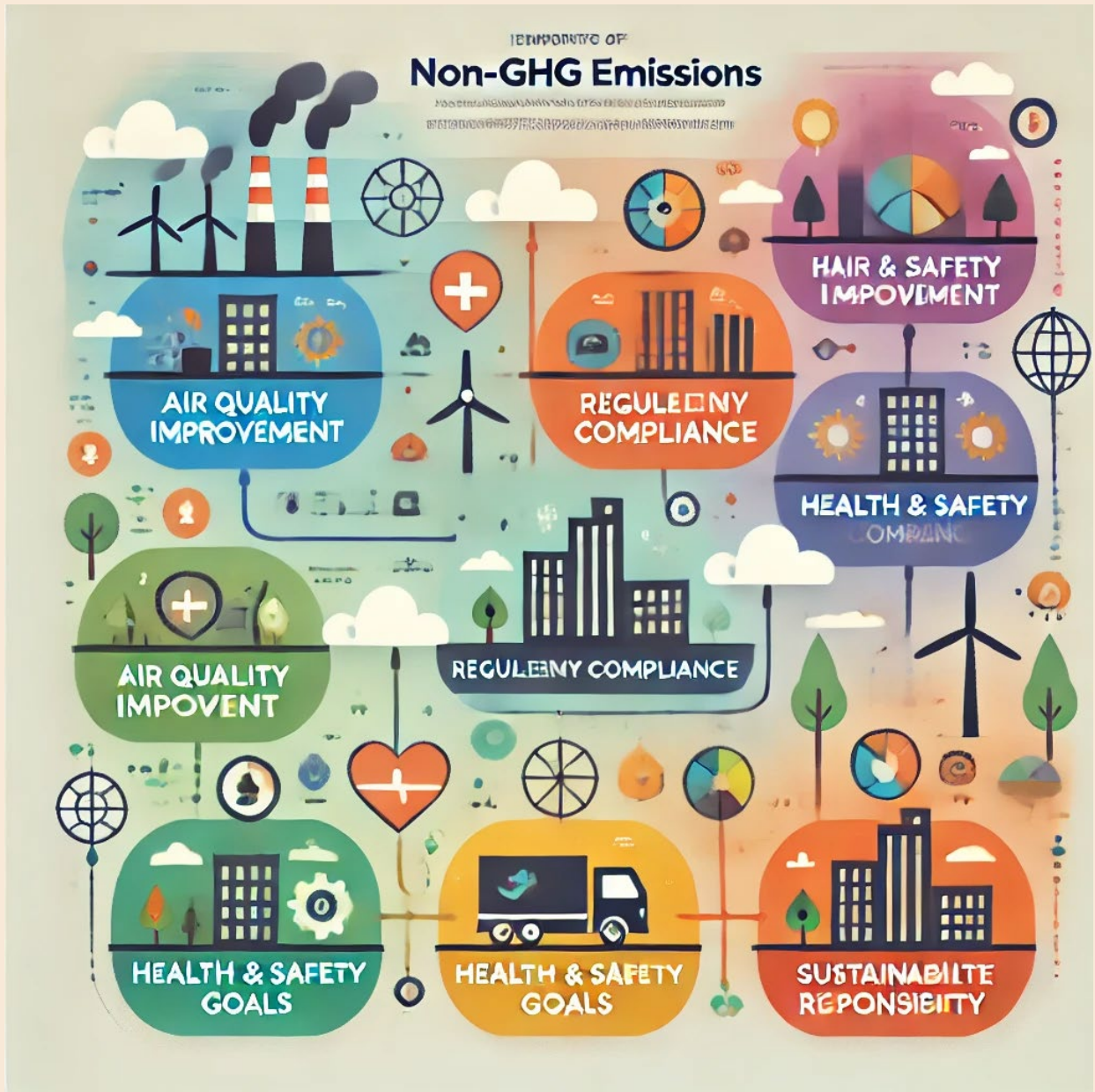
AAN Clothings LLP, based at Plot 9, Sector 34, Gurgaon, is a manufacturing company specializing in high-quality home furnishing products. The company focuses on crafting a wide range of textile furnishings including curtains, cushions, and bed linen.

Committed to sustainability and environmental responsibility, AAN Clothings LLP integrates eco-conscious practices across its operations—emphasizing resource efficiency, responsible sourcing, and waste reduction. The company aims to deliver both comfort and style while reducing its ecological footprint





IMPORTANCE OF NON-GHG REPORTING



Non-GHG emissions reporting is important for several reasons:



Air Quality Improvement – Helps track and reduce pollutants like NO_x, SO₂, and PM, improving local air quality.



Regulatory Compliance – Ensures adherence to environmental laws and standards (e.g., CPCB, EPA, ISO 14001).



Health & Safety – Reducing toxic emissions lowers health risks for employees and communities.



Sustainability Goals – Supports corporate ESG and sustainability commitments beyond carbon emissions.



Corporate Responsibility – Enhances transparency and reputation by demonstrating environmental accountability.



Operational Efficiency – Identifies opportunities to optimize fuel use and reduce waste, lowering costs.

SCOPES IN NON-GHG REPORTING



Scope	Description	Example of Emission Sources
Scope 1	Direct emissions from owned/controlled operations	Industrial combustion (boilers, furnaces), vehicle exhaust (NO _x , PM), process emissions (SO _x from metal refining, VOCs from textile dyeing)
Scope 2 (considered in GHG reporting)	Indirect emissions from purchased electricity, steam, heating, cooling	Emissions from coal-based grid electricity
Scope 3	Indirect emissions from value chain (suppliers, customers, logistics)	Third-party transport emissions (NO _x , PM from shipping & trucking), employee, commuting (vehicle exhaust), emissions from purchased goods & services



WHAT IS A NON-GHG REPORT?



A **Non-GHG Report** is a document that records and analyses emissions of air pollutants that are not greenhouse gases (GHGs) but still impact air quality, human health, and the environment.

These include particulate matter (PM), nitrogen oxides (NO_x), sulphur dioxide (SO₂), volatile organic compounds (VOCs), carbon monoxide (CO), and hazardous air pollutants (HAPs).


Key Components of a Non-GHG Report:

- 1 Emission Sources (Factories, vehicles etc.)
- 2 Types of pollutants and their impacts
- 3 Emission Factors & Calculations (based on CPCB, IPCC, and EPA guidelines)
- 4 Reduction strategies & targets
- 5 Regulatory frameworks & compliance


EMISSION IN TEXTILE INDUSTRY



Textile industry contributes **20%** of **global industrial water pollution**.




Major emissions: SO_2 , NO_x , VOCs, PM 2.5



7.8 million tonnes of textile waste is generated in India.



To reduce emissions, industry is focusing on sustainable procurement of materials, waste recycling, and responsible manufacturing.



ABOUT THE ORGANISATION



Founded in 2020, AAN Clothings is a visionary, design-driven organization dedicated to redefining creative product development and innovation.

At the heart of AAN Clothings is a highly skilled and passionate team of designers, artists, pattern makers, and artisans, each bringing a unique perspective and expertise to the creative process.

This diverse collective collaborates to craft exceptional, high-quality products that embody both artistic excellence and technical precision.

By embracing innovation while honoring time-honored techniques, **AAN Clothings** transforms ideas into extraordinary designs that captivate and inspire.







Introduction

- This document outlines the **non-GHG emissions reporting framework** for AAN CLOTHINGS LLP, Gurugram, following **ISO 14001** standards
- The report follows **Operational Control Approach** to ensure comprehensive environmental impact assessment.

Organizational Boundary Definition

- **Approach Used: Operational Control Approach** (reporting emissions from operations where the organization has direct environmental management control).
- **Scope of Reporting:** Includes **all utilities, fuel consumption, and indirect emissions** from **employee commutation** and **downstream transportation**.
- **Emission Factors Applied:** **CPCB (India), IPCC, and EPA (USA)**.

ABOUT THE REPORT

- The company has conducted a **non-Greenhouse Gas (non-GHG) accounting study** for its operations from **January 1, 2025, to December 31, 2025**.
- This report also includes necessary data assumptions, exclusions, and explanations for any deviations from methodologies. The scope includes all emissions within the operational boundaries of **AAN CLOTHINGS LLP, Gurugram**.
- The facility holds all applicable pollution consents under government regulations. The study involved collecting and analyzing data as per the above standards, ensuring full compliance with environmental regulations.
- **Period of Validity:** This report remains valid until it is superseded by a future revision or until the Company publishes a report that modifies the approach and calculation methodology outlined herein.
- **Frequency of the Report:** The unit plans to assess its GHG performance annually. This report covers data from January 1, 2025, to December 31, 2025, inclusive of both dates.

ABOUT THE REPORT

INTENDED USE & USERS OF THE REPORT

This report is a voluntary communication to various stakeholders of AAN Clothings., including customers, management, investors, government agencies, and the public. It serves to monitor non-GHG emissions performance and to establish a basis for future non-GHG reduction targets. Stakeholders can track the company's non-GHG performance over time and refer to this report for future verification of carbon performance, if applicable.

Scope covered:
Scope 1 and Scope 3

Management Details:
Mr. Aman Dhingra | Chairman Cum MD

Verifier: Mr. Rajiv Chaturvedi
Verifier Certificate: ISO 14064-1 & ISO 14064-2
Certificate No.: 117874925 / 165946641:
Issued by: SGS India Pvt. Ltd.

Accounting & Reporting by: Green Compliance Services



NON GHG ENVIRONMENTAL DATA 2025



YEAR 2025

S.No.	Description	Unit	Jan	Feb	March	April	May	June	July	Aug	Sept	Oct	Nov	Dec	Total
1	Shipment	Pcs	40189	47804	36806	25711	26689	25286	42328	29439	18852	28229	28565	50612	400510
2	Shipment	Kg	16076	19122	14722	10284	10676	10114	16931	11776	7541	11292	11426	20245	160204
3	Manpower	Number	228	226	228	229	228	232	230	232	228	232	228	232	229
4	Working Days	Number	27	24	25	26	27	24	27	25	26	24	25	27	307

COMPANY OVERVIEW

S No.	Equipment	Capacity	Fuel type	Emission source
1	Generator Set – 250 kVA	250 kVA	Diesel	Generator stack
2	2 Boiler – 100 kg Each	100 Kg Each	PNG	Boiler stack
3	Boiler – 200 kg	200 Kg	PNG	Boiler stack
4	Washing Machines - Fabcare	50 kg	Electricity	Dryer Stack
5	Tumbler - Fabcare	50 Kg	PNG	Dryer Stack

LIST OF UTILITIES 2025

YEAR 2025

S.No.	Description	Unit	Jan	Feb	March	April	May	June	July	Aug	Sept	Oct	Nov	Dec	Total
1	Diesel Consumed in DG Set - 250 KVA	Ltr	253	10	85	325	255	131	103	751	180	49	64	196	2402
2	PNG Consumed in Tumbler	SCM	2840	2563	2161	1531	2105	1933	2356	1459	1428	1744	3197	2057	25374
3	PNG Consumed in Boiler -100 kg	SCM	2840	2563	2161	1531	2105	1933	2356	1459	1428	1744	3197	2057	25374
4	PNG Consumed in Boiler -100 kg	SCM	2840	2563	2161	1531	2105	1933	2356	1459	1428	1744	3197	2057	25374
5	PNG Consumed in Boiler -200 kg	SCM	5679	5125	4322	3063	4211	3866	4713	2918	2855	3488	6394	4114	50747
6	Total PNG Consumed	SCM	14198	12813	10804	7657	10527	9664	11781	7294	7138	8719	15985	10286	126868
7	Company Owned Vehicle - CNG Vehicle	Kg	75	34	24	38	37	39	38	34	41	28	41	33	460
8	Shipping Distance Kms (By CNG 20' Truck)	Km	1202	1042	309	1220	328	791	664	512	769	548	969	844	9197
9	Shipping Distance (By Diesel Truck)	Km	3379	3226	3287	3239	3270	3244	3292	3231	3239	3257	3235	3252	39150
10	Employee Commute By Motorcycle Petrol	Km	2881	2764	2811	2774	2797	2777	2814	2767	2774	2787	2770	2784	33500

ENVIORNMENTAL DATA - 2025

NON-GHG DIRECT SOURCE EMISSIONS 2025




EMISSION FROM DG 2025

Source	Fuel Type / Category	Activity Value	NO _x (kg)	SO _x (kg)	PM _{2.5} / PM (kg)	VOCs (kg)	CO (kg)	HAP (kg)	TOC (kg)
DG set 1	Diesel (L)	2402	83.59	4.18	5.25	10.45	16.72	0.03	10.81



EMISSION FROM BOILER 2025

Source	Fuel Type / Category	Activity Value	NO _x (kg)	SO _x (kg)	PM _{2.5} / PM (kg)	VOCs (kg)	CO (kg)	HAP (kg)	TOC (kg)
Boiler - 100 kg	PNG (SCM)	25374	63.43	0.51	2.54	7.61	20.30	0.05	7.61
Boiler - 100 kg	PNG (SCM)	25374	63.43	0.51	2.54	7.61	20.30	0.05	7.61
Boiler - 200 kg	PNG (SCM)	50747	126.87	1.01	5.07	15.22	40.60	0.10	15.22



EMISSION FROM TUMBLER 2025

Source	Fuel Type / Category	Activity Value	NO _x (kg)	SO _x (kg)	PM _{2.5} / PM (kg)	VOCs (kg)	CO (kg)	HAP (kg)	TOC (kg)
Tumbler	PNG (SCM)	25374	63.43	0.51	2.54	7.61	20.30	0.05	7.61




EMISSION FROM FACTORY OWNED VEHICLE

Source	Fuel Type / Category	Activity Value	NO _x (kg)	SO _x (kg)	PM _{2.5} / PM (kg)	VOCs (kg)	CO (kg)	HAP (kg)	TOC (kg)
Factory Owned vehicle	Petrol (km)	460	0.28	0.0005	0.01	0.05	0.12	0.0009	0.04





NON-GHG INDIRECT SOURCE EMISSIONS 2025



NON-GHG EMISSION – DOWNSTREAM TRANSPORTATION 2025

Source	Fuel Type / Category	Activity Value	NO _x (kg)	SO _x (kg)	PM _{2.5} / PM (kg)	VOCs (kg)	CO (kg)	HAP (kg)	TOC (kg)
Shipping - Class III	Diesel (km)	39150	11.75	0.20	0.31	5.87	39.15	0.08	5.87
Shipping - Class III	CNG (km)	9197	2.76	0.05	0.07	1.38	9.20	0.02	1.38

NON-GHG EMISSION – EMPLOYEE COMMUTE 2025

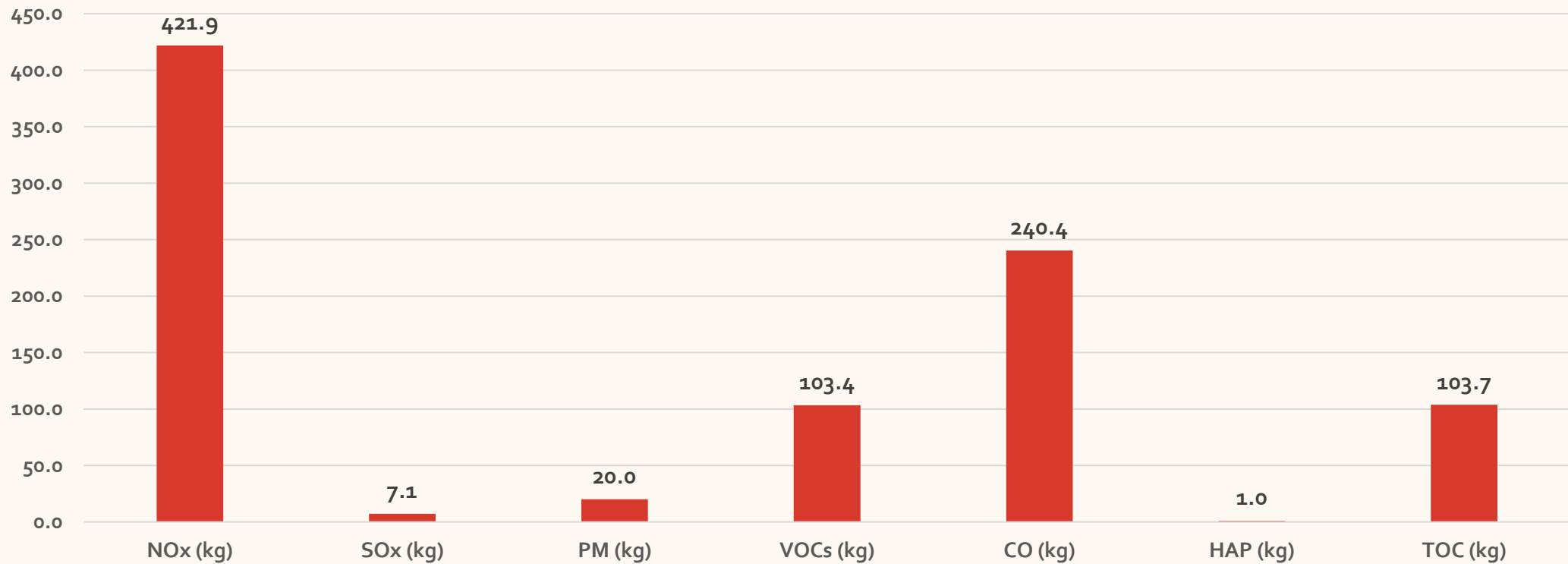
Source	Fuel Type / Category	Activity Value	NO _x (kg)	SO _x (kg)	PM _{2.5} / PM (kg)	VOCs (kg)	CO (kg)	HAP (kg)	TOC (kg)
Motorcycle Employee Commute	Petrol (km)	33500	6.37	0.17	1.68	47.57	73.70	0.67	47.57

SCOPE-WISE EMISSION 2025



TOTAL SCOPE EMISSION - 2025

Scope	NOx (kg)	SOx (kg)	PM (kg)	VOCs (kg)	CO (kg)	HAP (kg)	TOC (kg)
Direct Source Emission Stationary & Mobile	401.0	6.7	17.9	48.6	118.3	0.3	48.9
Indirect Source Emission	20.9	0.4	2.1	54.8	122.0	0.8	54.8
Total Emission	421.9	7.1	20.0	103.4	240.4	1.0	103.7





NORMALISED SCOPE-WISE EMISSION 2025



TOTAL NORMALIZED BY SHIPMENT PCS - 2025

Absolute	NO _x (kg)	SO _x (kg)	PM _{2.5} / PM (kg)	VOCs (kg)	CO (kg)	HAP (kg)	TOC (kg)
Year 2025	421.90	7.13	20.01	103.38	240.37	1.05	103.73
Normalized per shipment pc	NO _x (kg)	SO _x (kg)	PM _{2.5} / PM (kg)	VOCs (kg)	CO (kg)	HAP (kg)	TOC (kg)
Year 2025	0.0011	0.00002	0.00005	0.0003	0.0006	0.000003	0.0003

TOTAL NORMALIZED BY SHIPMENT IN KG – 2025

Absolute	NO _x (kg)	SO _x (kg)	PM _{2.5} / PM (kg)	VOCs (kg)	CO (kg)	HAP (kg)	TOC (kg)
Year 2025	421.90	7.13	20.01	103.38	240.37	1.05	103.73
Emission per shipment kg	NO _x (kg)	SO _x (kg)	PM _{2.5} / PM (kg)	VOCs (kg)	CO (kg)	HAP (kg)	TOC (kg)
Year 2025	0.003	0.00004	0.0001	0.001	0.002	0.00001	0.001

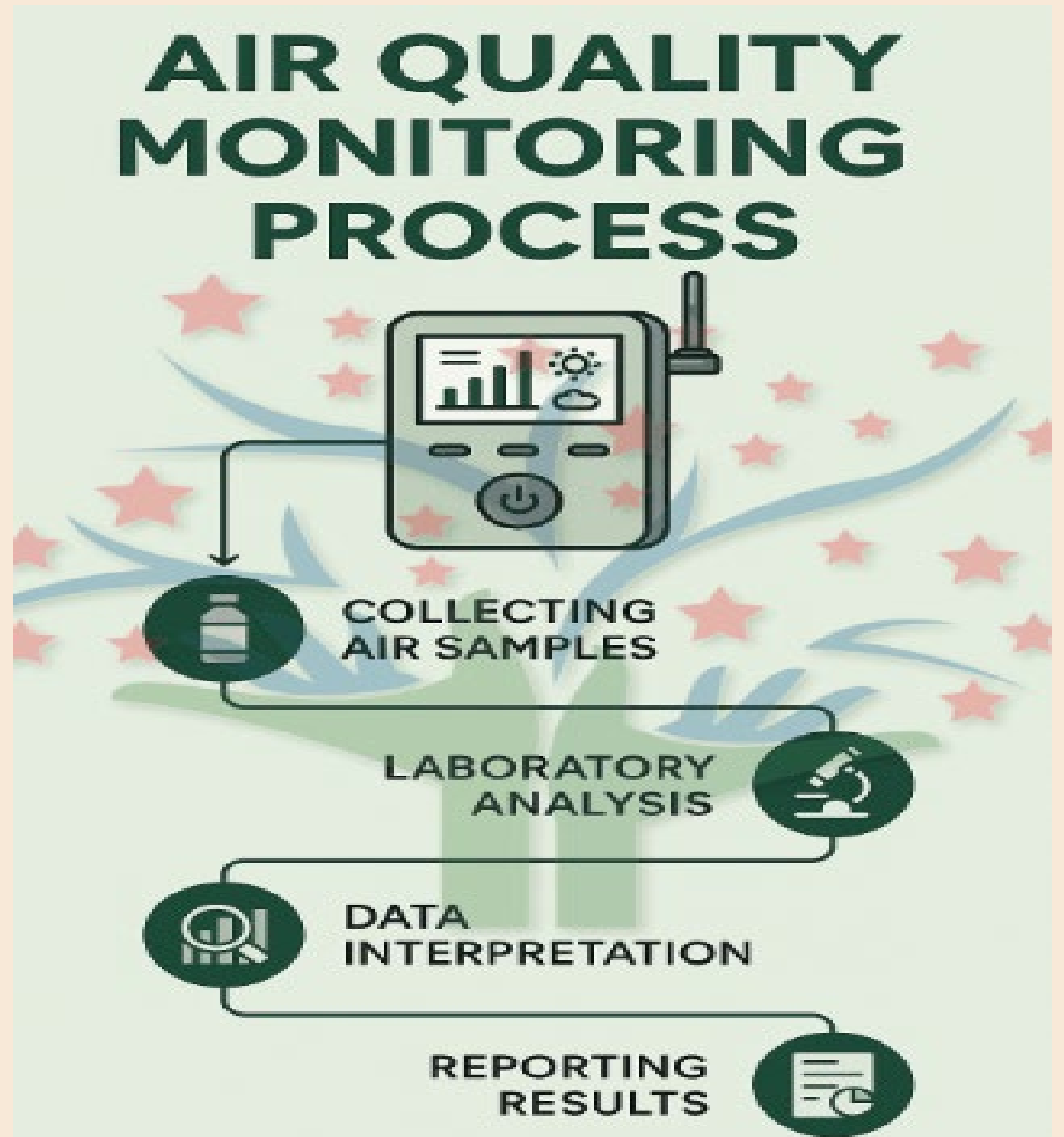
COMPARATIVE STUDY 2025



Absolute & Normalized Non-GHG Air Emissions Trend

Emission	NOx (kg)	SOx (kg)	PM (kg)	VOCs (kg)	CO (kg)
2024 (Absolute)	578.99	11.10	23.16	62.14	229.73
2024 (Normalized)	0.001	0.000003	0.000005	0.00001	0.001
Emission	NOx (kg)	SOx (kg)	PM (kg)	VOCs (kg)	CO (kg)
2025 (Absolute)	421.90	7.13	20.01	103.38	240.37
2025 (Normalized)	0.001	0.000002	0.000005	0.00003	0.001

FUGITIVE SOURCE EMISSIONS 2025



Work Zone Air Quality Monitoring Results - Tested on 14/01/2025

From Ground Floor

S. No.	Parameter	Test Method	Results	OSHA (Limit)
1	Particulate matter (mg/m ³)	NIOSH	1.258	15 (max)
2	Sulphur dioxide (SO ₂) (PPM)	NIOSH	<1.0	5.0 (max)
3	Nitrogen dioxide (PPM)	NIOSH	1.72	25 (max)
4	Carbon dioxide (CO ₂) (PPM)	NIOSH	769	5000 (max)
5	Carbon monoxide (CO) (PPM)	NIOSH	<1.5	50 (max)

From Second Floor

S. No.	Parameter	Test Method	Results	OSHA (Limit)
1	Particulate matter (mg/m ³)	NIOSH	0.693	15 (max)
2	Sulphur dioxide (SO ₂) (PPM)	NIOSH	<1.0	5.0 (max)
3	Nitrogen dioxide (PPM)	NIOSH	1.3	25 (max)
4	Carbon dioxide (CO ₂) (PPM)	NIOSH	690	5000 (max)
5	Carbon monoxide (CO) (PPM)	NIOSH	<1.16	50 (max)


From Back Side of Plant

S. No.	Parameter	Test Method	Results	Units
1	Particulate Matter (PM ₁₀)	IS:5182 Part-XXIII	215.4	µg/m ³
2	Particulate Matter (PM _{2.5})	CPCB Volume – I / Gravimetric	72	µg/m ³
3	Sulphur dioxide (as SO ₂)	IS:5182 Part-II	17	µg/m ³
4	Nitrogen dioxide (as NO ₂)	IS:5182 Part-VI	34.6	µg/m ³
5	Carbon monoxide (as CO)	IS:5182 Part-X	0.38	mg/m ³

From Near Main Gate

S. No.	Parameter	Test Method	Results	Units
1	Particulate Matter (PM ₁₀)	IS:5182 Part-XXIII	236.6	µg/m ³
2	Particulate Matter (PM _{2.5})	CPCB Volume – I / Gravimetric	72	µg/m ³
3	Sulphur dioxide (as SO ₂)	IS:5182 Part-II	17.2	µg/m ³
4	Nitrogen dioxide (as NO ₂)	IS:5182 Part-VI	36.4	µg/m ³
5	Carbon monoxide (as CO)	IS:5182 Part-X	0.36	mg/m ³

Work Zone Air Quality Testing Report From Ground Floor



ITS TESTING LABORATORY PRIVATE LIMITED
 Laboratory: A-114, Sector-80, Phase-II Noida, Gautam Budh Nagar - 201305, (U.P.)
 (An ISO 9001: 2015, ISO 14001:2015 & ISO 45001:2018 Certified Laboratory)
 Website: www.itslab.in, Email: itrlclab@gmail.com, info@itslab.in, contact@itslab.in
 +91 9911659800, 9305780312, 09958849764

TEST REPORT

Indoor Air Quality Analysis

Report Code: AAQ-140125-17 Issue Date: 18/01/2025

Issued To: **M/S.AAN CLOTHINGS LLP**
 Plot No-09-P, Block-B, Sector-34, Gurgaon (HR)

SAMPLING & ANALYSIS DATA


Sample Description	: Work Zone Air
Date of Sample Drawn	: 13/01/2025
Sample Drawn By	: ITS LAB Representative
Sampling Location	: Ground Floor
Sampling Plan & Procedure	: IS-5182 & CPCB Guidelines
Sampling Instrument Used	: Handy Sampler & Air Sampler
Date of Sample Received	: 14/01/2025
Analysis Duration	: 14/01/2025 To 18/01/2025

TEST RESULT


S.No.	Parameter	Test Method	Results	OSHA
1.	Particulate matter (mg/m ³)	NIOSH	1.258	15 (max)
2.	Sulphur dioxide (SO ₂) (PPM)	NIOSH	<1.0	5.0 (max)
3.	Nitrogen dioxide (NO ₂) (PPM)	NIOSH	1.72	25 (max)
4.	Carbon dioxide (CO ₂) (PPM)	NIOSH	769	5000 (max)
5.	Carbon monoxide (CO) (PPM)	NIOSH	<1.15	50(max)
6.	TVOC (µg/m ³)	NIOSH	146	<200- No Irritation or discomfort expected 200-3000- Irritation & Discomfort may be possible 3000-25000-Discomfort expected & headache Possible >25000- Toxic range other neurotoxic effect may occur
7.	Formaldehyde (µg/m ³)	NIOSH	10.7	100 (as per WHO)

OSHA-Occupational Safety & Health Administration
 NIOSH-National Institute for Occupational Safety & Health

CHECKED BY



AUTHORIZED SIGNATORY



Terms & Conditions :
 1. Test reports are valid only for the samples tested in our laboratory. 2. Samples will be destroyed as per quality policy.
 3. Any complaints about the report should be communicated in writing within 7 days.
 4. Total liability of our laboratory is limited to invoiced amount.

Work Zone Air Quality Testing Report From Second Floor



ITS TESTING LABORATORY PRIVATE LIMITED
 Laboratory: A-114, Sector-80, Phase-II Noida, Gautam Budh Nagar - 201305, (U.P.)
 (An ISO 9001: 2015, ISO 14001:2015 & ISO 45001:2018 Certified Laboratory)
 Website: www.itslab.in, Email: itrlclab@gmail.com, info@itslab.in, contact@itslab.in
 +91 9911659800, 9305780312, 09958849764

TEST REPORT

Indoor Air Quality Analysis

Report Code: AAQ-140125-19 Issue Date: 18/01/2025

Issued To: **M/S.AAN CLOTHINGS LLP**
 Plot No-09-P, Block-B, Sector-34, Gurgaon (HR)

SAMPLING & ANALYSIS DATA


Sample Description	: Work Zone Air
Date of Sample Drawn	: 13/01/2025
Sample Drawn By	: ITS LAB Representative
Sampling Location	: Second Floor
Sampling Plan & Procedure	: IS-5182 & CPCB Guidelines
Sampling Instrument Used	: Handy Sampler & Air Sampler
Date of Sample Received	: 14/01/2025
Analysis Duration	: 14/01/2025 To 18/01/2025

TEST RESULT


S.No.	Parameter	Test Method	Results	OSHA
1.	Particulate matter (mg/m ³)	NIOSH	0.693	15 (max)
2.	Sulphur dioxide (SO ₂) (PPM)	NIOSH	<1.0	5.0 (max)
3.	Nitrogen dioxide (NO ₂) (PPM)	NIOSH	1.30	25 (max)
4.	Carbon dioxide (CO ₂) (PPM)	NIOSH	690	5000 (max)
5.	Carbon monoxide (CO) (PPM)	NIOSH	<1.16	50(max)
6.	TVOC (µg/m ³)	NIOSH	152	<200- No Irritation or discomfort expected 200-3000- Irritation & Discomfort may be possible 3000-25000-Discomfort expected & headache Possible >25000- Toxic range other neurotoxic effect may occur
7.	Formaldehyde (µg/m ³)	NIOSH	13.4	100 (as per WHO)

OSHA-Occupational Safety & Health Administration
 NIOSH-National Institute for Occupational Safety & Health

CHECKED BY




AUTHORIZED SIGNATORY



Terms & Conditions :
 1. Test reports are valid only for the samples tested in our laboratory. 2. Samples will be destroyed as per quality policy.
 3. Any complaints about the report should be communicated in writing within 7 days.
 4. Total liability of our laboratory is limited to invoiced amount.

Work Zone Air Quality Testing Report From Back side of Plant



ITS TESTING LABORATORY PRIVATE LIMITED

Laboratory: A-114, Sector-80, Phase-II Noida, Gautam Budh Nagar - 201305, (U.P.)
(An ISO 9001: 2015, ISO 14001:2015 & ISO 45001:2018 Certified Laboratory)
Website: www.itslab.in, Email: itrlclab@gmail.com, info@itslab.in, contact@itslab.in
+91 9911659800, 9305780312, 09958849764

TEST REPORT

Ambient Air Quality Analysis

Report Code: AAQ-140125-05 Issue Date: 18/01/2025

Issued To: M/S. AAN CLOTHINGS LLP
Plot No-09-P, Block-B, Sector-34, Gurgaon (HR)


SAMPLING & ANALYSIS DATA

Sample Description : Ambient Air
Date of Sampling : 13/01/2025
Sample Drawn By : ITS Representative
Sampling Location : Back Side of Plant
Sampling Plan & Procedure : IS:5182 & CPCB Guidelines
Average Flow Rate of SPM (m³/min.) : 1.16
Average Flow Rate of Gases (lpm) : 0.2
Sampling Instrument Used : Respirable Dust Sampler (PM₁₀) Fine Particulate Sampler (PM_{2.5}) With Gaseous Attachment
Sampling Machine Placed At Height : 1.5 Meter from Ground Level
Ambient Temperature & Humidity : 26°C & 47%
Weather Condition : Clear
Sample Received On : 14/01/2025
Analysis Duration : 14/01/2025 To 18/01/2025


TEST RESULT

S.No.	Parameter	Test Method	Results	Units	Limits as per Environment (Protection) Act.
1.	Particulate Matter (PM ₁₀)	IS:5182 Part-XXIII	215.4	µg /m ³	100
2.	Particulate Matter (PM _{2.5})	CPCB Volume - I / Gravimetric	72.0	µg /m ³	60
3.	Sulphur dioxide (as SO ₂)	IS:5182 Part-II	17.0	µg /m ³	80
4.	Nitrogen dioxide (as NO ₂)	IS:5182 Part-VI	34.6	µg /m ³	80
5.	Carbon monoxide (as CO)	IS:5182 Part-X	0.38	mg/m ³	4.0
6.	Lead(as Pb)	IS:5182 Part-XXII	<0.1	µg /m ³	1.0
7.	Ozone (as O ₃)	IS:5182 Part-IX	22.0	µg /m ³	180
8.	Benzene (as C ₆ H ₆)	IS:5182 Part-XI	<0.1	µg /m ³	5.0
9.	Benzo (a) Pyrine	IS:5182 Part-XI	<0.1	ng /m ³	1.0
10.	Ammonia (as NH ₃)	APHA-AIR402	33.0	µg /m ³	400
11.	Nickel (as Ni)	APHA-AIR420	<1.0	ng /m ³	20
12.	Arsenic (as As)	APHA-AIR302	<1.0	ng /m ³	6.0

CHECKED BY




End of Report



AUTHORIZED SIGNATORY

Terms & Conditions :
 1. Test reports are valid only for the samples tested in our laboratory. 2. Samples will destroyed as per quality policy.
 3. Any complaints about the report should be communicated in writing within 7 days.
 4. Total liability of our laboratory is limited to invoiced amount.

Work Zone Air Quality Testing Report From Near Main Gate



ITS TESTING LABORATORY PRIVATE LIMITED

Laboratory: A-114, Sector-80, Phase-II Noida, Gautam Budh Nagar - 201305, (U.P.)
(An ISO 9001: 2015, ISO 14001:2015 & ISO 45001:2018 Certified Laboratory)
Website: www.itslab.in, Email: itrlclab@gmail.com, info@itslab.in, contact@itslab.in
+91 9911659800, 9305780312, 09958849764

TEST REPORT

Ambient Air Quality Analysis

Report Code: AAQ-140225-04 Issue Date: 18/01/2025

Issued To: M/S. AAN CLOTHINGS LLP
Plot No-09-P, Block-B, Sector-34, Gurgaon (HR)


SAMPLING & ANALYSIS DATA

Sample Description : Ambient Air
Date of Sampling : 13/01/2025
Sample Drawn By : ITS Representative
Sampling Location : Near Main Gate
Sampling Plan & Procedure : IS:5182 & CPCB Guidelines
Average Flow Rate of SPM (m³/min.) : 1.13
Average Flow Rate of Gases (lpm) : 0.2
Sampling Instrument Used : Respirable Dust Sampler (PM₁₀) Fine Particulate Sampler (PM_{2.5}) With Gaseous Attachment
Sampling Machine Placed At Height : 1.5 Meter from Ground Level
Ambient Temperature & Humidity : 26 °C & 46%
Weather Condition : Clear
Sample Received On : 14/01/2025
Analysis Duration : 14/01/2025 To 18/01/2025


TEST RESULT

S.No.	Parameter	Test Method	Results	Units	Limits as per Environment (Protection) Act.
1.	Particulate Matter (PM ₁₀)	IS:5182 Part-XXIII	236.6	µg /m ³	100
2.	Particulate Matter (PM _{2.5})	CPCB Volume - I / Gravimetric	76.0	µg /m ³	60
3.	Sulphur dioxide (as SO ₂)	IS:5182 Part-II	17.2	µg /m ³	80
4.	Nitrogen dioxide (as NO ₂)	IS:5182 Part-VI	36.4	µg /m ³	80
5.	Carbon monoxide (as CO)	IS:5182 Part-X	0.36	mg/m ³	4.0
6.	Lead(as Pb)	IS:5182 Part-XXII	<0.1	µg /m ³	1.0
7.	Ozone (as O ₃)	IS:5182 Part-IX	21.0	µg /m ³	180
8.	Benzene (as C ₆ H ₆)	IS:5182 Part-XI	<0.1	µg /m ³	5.0
9.	Benzo (a) Pyrine	IS:5182 Part-XI	<0.1	ng /m ³	1.0
10.	Ammonia (as NH ₃)	APHA-AIR402	34.0	µg /m ³	400
11.	Nickel (as Ni)	APHA-AIR420	<1.0	ng /m ³	20
12.	Arsenic (as As)	APHA-AIR302	<1.0	ng /m ³	6.0

CHECKED BY



End of Report



AUTHORIZED SIGNATORY

Terms & Conditions :
 1. Test reports are valid only for the samples tested in our laboratory. 2. Samples will destroyed as per quality policy.
 3. Any complaints about the report should be communicated in writing within 7 days.
 4. Total liability of our laboratory is limited to invoiced amount.



**POINT SOURCE
EMISSIONS
2025**

BOILER STACK EMISSION 2025

Boiler Stack Emission Report - Tested on - 25/01/2025

S. No.	Parameters	Units	Results	Standard Limits	Test Protocol
1	Particulate Matter (PM)	mg/Nm ³	30.7	80	IS: 11255 (P-01)
2	Sulphur Dioxide (as SO ₂)	mg/Nm ³	<5.0	Not Specified	IS: 11255 (P-02)
3	Oxide of Nitrogen (as NO ₂)	mg/Nm ³	<5.0	Not Specified	IS: 11255 (P-07)
4	Carbon Monoxide (CO)	%	<0.5	Not Specified	ULR/ST/SOP-CO

BOILER STACK EMISSION REPORT



UNITED LAB RESEARCH PVT. LTD.

Plot No. 237 Sector-01, Aravali Vihar, Bhiwadi (Raj.) INDIA-301019
Cont : 8744984777, 9887644777, Email : unitedlabresearch@gmail.com
ISO 9001, ISO 14001, ISO 45001 AND MoEF APPROVED LAB

TEST REPORT

Format No. UEL/F-30

Sample Description	: BOILER STACK AIR EMISSION MONITORING
Name & Address of Customer	: M/s AAN CLOTHING LLP Plot No. 09, Sector-34, Gurugram (HR) - 122001
Test Report No.	: ULR/251027/007
Lab SRF No.	: ULR/SAM/251027/007
Sampling Date	: 25.10.2025
Sample Receipt Date	: 27.10.2025
Analysis duration	: 27.10.2025 to 30.10.2025
Reporting Date	: 30.10.2025
Sampling Method	: Isokinetic
Instrument Used	: Stack Monitoring Kit
Ambient Temperature (°C)	: 37.0 °C
Stack Temperature (°C)	: 128.9 °C
Velocity of Stack Gases (m/sec)	: 9.86
Stack attached to //Fuel Used	: Boiler (200 Kg/Hr.) // PNG
Stack Height // Stack dia.	: 30 Meter From Ground Level
Test Protocol	: IS: 11255 & CPCB Guidelines
Page	: 1/1

TEST RESULTS

S. No.	Parameters	Units	Results	Standard Limits	Test Protocol
1	Particulate Matter (PM)	mg/Nm ³	30.7	80	IS: 11255 (P-01)
2	Sulphur Dioxide (as SO ₂)	mg/Nm ³	<5.0	Not Specified	IS: 11255 (P-02)
3	Oxide of Nitrogen (as NO ₂)	mg/Nm ³	<5.0	Not Specified	IS: 11255 (P-07)
4	Carbon Monoxide (CO)	%	<0.5	Not Specified	ULR/ST/SOP-CO

-----End of Report-----



- Note:**
01. The test results are related to the sample/tested as identified.
 02. The sample will be destroyed after retention time unless otherwise specified.
 03. Any discrepancy found in the test report may be communicated with in seven days.
 04. This report shall not be reproduced, cannot be used as evidence in the court of law and should not be used in any advertising media without written permission of UNITED LAB RESEARCH PVT. LTD. CEO

DG STACK EMISSION 2025

DG Stack Emission Report - Tested on - 13/01/2025

S. No.	Parameter	Test Method	Results	Units	Emission Limits (Upto 800 KW DG)
1	Particulate Matter (PM)	IS:11255 (Part-1)	0.071	g/kW-hr	≤ 0.2
2	NOx + HC	IS:11255 (Part-7)	1.355	g/kW-hr	≤ 4.0
3	Carbon monoxide (as CO)	USEPA Method No. 10	0.56	g/kW-hr	≤ 3.5

DG STACK EMISSION REPORT 2025 – 500



ITS TESTING LABORATORY PRIVATE LIMITED

Laboratory: A-114, Sector-80, Phase-II Noida, Gautam Budh Nagar - 201305, (U.P.)
(An ISO 9001: 2015, ISO 14001:2015 & ISO 45001:2018 Certified Laboratory)
Website: www.itslab.in, Email: itrlab@gmail.com, info@itslab.in, contact@itslab.in
+91 9911659800, 9305780312, 09958849764

TEST REPORT

Stack Emission Analysis

Report Code: SE-140125-06

Issue Date: 18/01/2025

Issued To: M/S. AAN CLOTHINGS LLP
Plot No-09-P, Block-B, Sector-34, Gurgaon (HR)

Sample Description : Stack Emission
Sample Drawn On : 13/01/2025
Sample Drawn By : ITS Representative
Sampling Time : 36.0 minutes
Sampling Plan & Procedure : SOP/SE/09
Analysis Duration : 14/01/2025 To 18/01/2025
Ambient Temperature (°C) : 28°C
Stack Temperature (°C) : 215°C
Source of Emission : Stack Attached To D.G. Set
Capacity : 200 KVA
Type of Fuel used : HSD
Fuel Consumption : 35.0 LPH
Operating Load : Normal
Average Velocity (m/sec) : 15.01

TEST RESULT

S.N.	Parameter	Test Method	Results	Units	Emission limits Upto 800 KW DG
1.	Particulate Matter (PM)	IS 11255(Part-1)	0.071	g/kw-hr	≤0.2
2.	NOx+ HC	IS 11255(Part-7)	1.355	g/kw-hr	≤4.0
3.	Carbon monoxide(as CO)	USEPA Method No.10	0.56	g/kw-hr	≤3.5

****End of the Report****

Checked by

Authorized Signatory



Terms & Conditions :

1. Test reports are valid only for the samples tested in our laboratory.
2. Samples will be destroyed as per quality policy.
3. Any complaints about the report should be communicated in writing within 7 days.
4. Total liability of our laboratory is limited to invoiced amount.



COMPLIANCE & IMPROVEMENT MEASURES

Regulatory Compliance: Align with CPCB, IPCC, and EPA emission thresholds.

Emission Reduction Strategies: Shift to low-emission fuels, energy efficiency projects.

Technology Upgrades: Use cleaner industrial processes & efficient transport options.

Periodic Audits & Reporting: Conduct annual environmental audits & transparency reporting.



CONCLUSION

This framework ensures **comprehensive non-GHG emissions reporting**, aligning with **ISO 14001 standards** and focusing on **operational control, regulatory compliance, and continuous improvement**.

By implementing this approach, AAN CLOTHINGS LLP aims to enhance **environmental responsibility, transparency, and sustainability efforts**.

END OF REPORT