



ARCHITECTURAL

Bling



Dallas Design Community

4020 N MacArthur Blvd

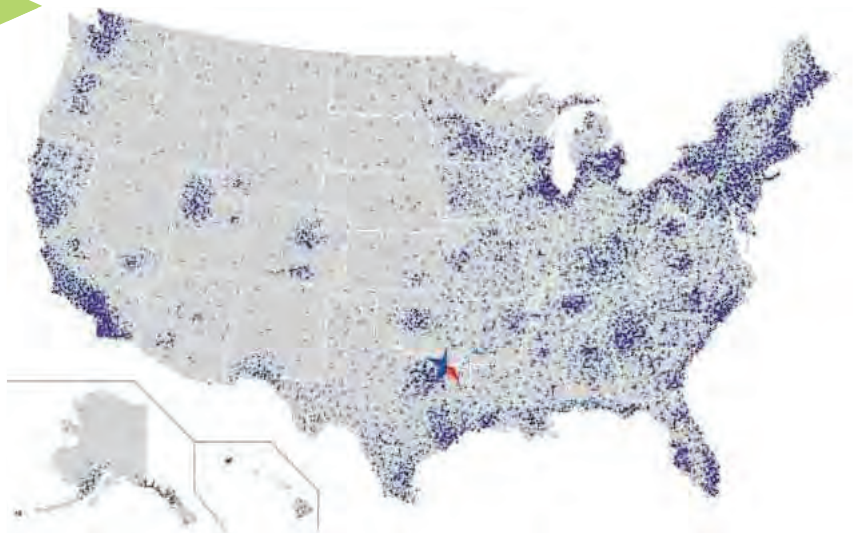
122-270

Irving, TX 75038-6419

(214) 613-2285

QUICKSHIP NATIONWIDE

Standard stocked items ship
within **24-72 hours**



RAVE REVIEWS

"What a great company to deal with. The items are well made, well packaged, and shipped quickly. The company is a breeze to work with."

Michael S.
Huntsville, AR

"Architectural Bling's delivery is 'amazon-quick' and priced reasonably. The product quality is excellent and the service is really extraordinary. I wish I was always so lucky on "out of amazon" experiences."

James H.
Boston, MA

"To meet the custom and specific needs of commercial properties in a timely and professional manner is something that is priceless in our line of work. Architectural Bling not only met our demands but exceeded them, and most importantly delivered in perfect time to install and meet our customer's demands. We are completely satisfied and our customers are completely satisfied. You cannot beat that combination of satisfaction!"

Alejandro S.
Houston, TX

"Architectural Bling provided an easy solution for a \$3.5 million construction project where the architect didn't know what to use. This was easy and efficient and reasonably priced."

-Frederick R.
Baltimore, MD





NOTEWORTHY PROJECTS

ADOLPHUS HOTEL DALLAS
BELLAGIO CASINO LAS VEGAS
CALIFORNIA ADVENTURE
CAESAR'S PALACE LAS VEGAS
CVN 77 GEORGE H. W. BUSH
DISNEYLAND
FORT KNOX
FORT LEWIS
HARVARD LAW LIBRARY

HILTON HOTELS
UNIVERSITY OF KENTUCKY
KROGER'S GROCERY STORES
MARRIOTT RESORTS MARSHALL'S
MARRIOTT BONVOY ODESSA
CLOTHING NATIONAL GALLERY
OF ART NORDSTROM
PRESTIGE OCEANFRONT RESORT
RICHARD NIXON LIBRARY

RONALD REAGAN LIBRARY
SMITHSONIAN INSTITUTION
TARGET
TAJ MAHAL CASINO
US ARMY CORE OF ENGINEERS
VALLEY RANCH ISLAMIC CENTER
WARNER BROTHERS STUDIOS
WHITLEY COUNTY COURTHOUSE
YELLOWSTONE NATIONAL PARK

ICON KEY

-  DESIGNATES PRODUCT IS MADE TO ORDER
-  DESIGNATES PRODUCT IS SHIPPED COMMON CARRIER
-  DESIGNATES NEW PRODUCT
-  PRODUCT LEADER = BEST SELLING



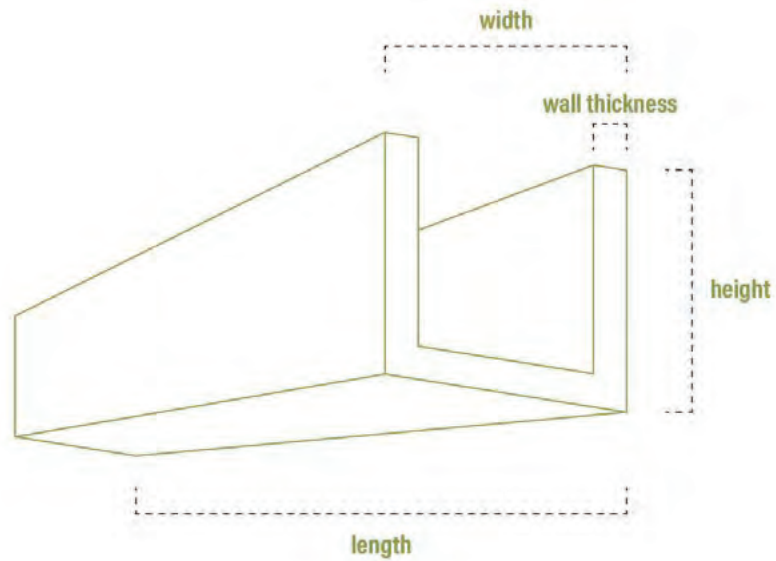
ENDURATHANE FAUX WOOD BEAMS

Exposed beams are a great way to give your space distinctive, rustic elegance. At a fraction of the cost of real wood, faux beams give you an authentic, attractive look. Increase the value of your residential or commercial property and do it faster and easier than before, with our stunning faux wood beams that install in just minutes.

Our beams are crafted from molds made of real timber, so they look perfectly genuine. Once installed they have the unmistakable look and warmth of actual wood. Versatile applications and gorgeous designs such as simple parallel placement, trusses on vaulted ceilings, fireplace mantels, rustic doorways, and more are easily achieved with the variety of beam options we offer.

FAUX WOOD BEAMS

Exposed beams offer cost-effective elegance and are a great way to give your space distinctive, rustic charm. At a fraction of the cost of real wood, faux beams give you an authentic alluring look.



GET THE NATURAL LOOK FOR LESS

Manufactured from high-density polyurethane, our faux wood beams are made to look just like the real thing. Truly, you can't tell the difference once installed. Available in a myriad of finishes, styles and textures, these lightweight, easy to install alternatives to authentic wood beams make it simple to upgrade your space.

With so many options and unique hand-painted finishes, you can customize your beams to match your interior style perfectly. Our modern whitewash and honey dew finishes are finding their way into classic ranch, contemporary and farmhouse style homes all over the country. The applications are endless with the versatility our maintenance-free faux wood beams offer.

ORDER A SAMPLE


Find the perfect look and style for your project before you buy, with samples that offer a preview of our stunning panel designs.

TEXTURES

ROUGHSAWN




RIVERWOOD




SANDBLASTED




HANDHEWN



PECKY CYPRESS



KNOTTY PINE



ROUGHSAWN

Style



L - Beam



U - Beam



Box Beam



Add Endcap +\$10 per side

Measurements

Beam Lengths

4', 6', 8', 10', 12', 14', 16', 18', 20', 22', & 24'
& Custom

Beam Widths

4", 6", 8", 10", & 12"

Beam Heights

4", 6", 8", 10", & 12"


1" Wall Thickness



Finishes



Antique Cherry




Black Cherry



Brown Mahogany



Early American



Espresso




Golden Oak



Honey Dew




Onyx




Pecan




Puritan Pine



Rosewood



Walnut



White



Unfinished

6' Length

W	H	L-Beam	U-Beam	Box Beam
4"	6"	\$147.76	\$221.64	\$295.53
6"	4"	\$134.45	\$201.68	\$268.91
6"	6"	\$161.05	\$241.59	\$322.11
8"	4"	\$147.76	\$221.64	\$295.53
8"	6"	\$174.37	\$261.55	\$348.74
8"	8"	\$200.82	\$301.25	\$401.65
10"	6"	\$236.21	\$354.31	\$472.42
10"	8"	\$271.61	\$407.39	\$543.21
10"	10"	\$306.98	\$460.46	\$613.95
12"	6"	\$253.90	\$380.85	\$507.80
12"	8"	\$289.29	\$433.93	\$578.58
12"	10"	\$324.67	\$487.00	\$649.33
12"	12"	\$360.05	\$540.08	\$720.10

8' Length

W	H	L-Beam	U-Beam	Box Beam
4"	6"	\$197.00	\$295.53	\$394.01
6"	4"	\$179.27	\$268.91	\$358.55
6"	6"	\$214.75	\$322.11	\$429.49
8"	4"	\$197.00	\$295.53	\$394.01
8"	6"	\$232.52	\$348.74	\$465.04
8"	8"	\$267.79	\$401.65	\$535.57
10"	6"	\$314.94	\$472.42	\$629.88
10"	8"	\$362.13	\$543.21	\$724.26
10"	10"	\$409.31	\$613.95	\$818.62
12"	6"	\$338.54	\$507.80	\$677.07
12"	8"	\$385.71	\$578.58	\$771.43
12"	10"	\$432.91	\$649.33	\$865.83
12"	12"	\$480.06	\$720.10	\$960.12

10' Length

W	H	L-Beam	U-Beam	Box Beam
4"	6"	\$246.26	\$369.41	\$492.52
6"	4"	\$224.09	\$336.13	\$448.18
6"	6"	\$268.44	\$402.66	\$536.89
8"	4"	\$246.26	\$369.41	\$492.52
8"	6"	\$290.59	\$435.90	\$581.18
8"	8"	\$334.72	\$502.08	\$669.43
10"	6"	\$393.71	\$590.53	\$787.43
10"	8"	\$452.66	\$678.97	\$905.31
10"	10"	\$511.62	\$767.46	\$1,023.24
12"	6"	\$423.16	\$634.74	\$846.32
12"	8"	\$482.17	\$723.20	\$964.34
12"	10"	\$541.09	\$811.68	\$1,082.18
12"	12"	\$600.10	\$900.14	\$1,200.20

12' Length

W	D	L-Beam	U-Beam	Box Beam
4"	6"	\$295.53	\$443.28	\$591.06
6"	4"	\$268.91	\$403.36	\$537.81
6"	6"	\$322.11	\$483.18	\$644.21
8"	4"	\$295.53	\$443.28	\$591.06
8"	6"	\$348.74	\$523.10	\$697.48
8"	8"	\$401.65	\$602.50	\$803.29
10"	6"	\$472.42	\$708.62	\$944.84
10"	8"	\$543.21	\$814.78	\$1,086.43
10"	10"	\$613.95	\$920.93	\$1,227.90
12"	6"	\$507.80	\$761.70	\$1,015.60
12"	8"	\$578.58	\$867.85	\$1,157.17
12"	10"	\$649.33	\$974.00	\$1,298.66
12"	12"	\$720.10	\$1,080.17	\$1,440.21

14' Length

W	H	L-Beam	U-Beam	Box Beam
4"	6"	\$344.75	\$517.14	\$689.50
6"	4"	\$313.72	\$470.59	\$627.44
6"	6"	\$375.78	\$563.71	\$751.56
8"	4"	\$344.75	\$517.14	\$689.50
8"	6"	\$406.88	\$610.27	\$813.76
8"	8"	\$468.61	\$702.91	\$937.22
10"	6"	\$551.13	\$826.75	\$1,102.27
10"	8"	\$633.73	\$950.58	\$1,267.45
10"	10"	\$716.30	\$1,074.43	\$1,432.59
12"	6"	\$592.43	\$888.65	\$1,184.85
12"	8"	\$674.99	\$1,012.50	\$1,349.99
12"	10"	\$757.59	\$1,136.33	\$1,515.17
12"	12"	\$840.12	\$1,260.19	\$1,680.24

CUSTOM SIZES AVAILABLE



Contact us for shipping prices

16' Length

W	D	L-Beam	U-Beam	Box Beam
4"	6"	\$394.01	\$591.02	\$788.02
6"	4"	\$358.55	\$537.80	\$717.10
6"	6"	\$429.52	\$644.22	\$859.05
8"	4"	\$394.01	\$591.02	\$788.02
8"	6"	\$464.96	\$697.47	\$929.92
8"	8"	\$535.54	\$803.33	\$1,071.08
10"	6"	\$629.92	\$944.85	\$1,259.84
10"	8"	\$724.25	\$1,086.38	\$1,448.50
10"	10"	\$818.59	\$1,227.91	\$1,637.19
12"	6"	\$677.07	\$1,015.63	\$1,354.15
12"	8"	\$771.43	\$1,157.17	\$1,542.86
12"	10"	\$865.78	\$1,298.69	\$1,731.57
12"	12"	\$960.13	\$1,440.22	\$1,920.25

18' Length

W	H	L-Beam	U-Beam	Box Beam
4"	6"	\$443.28	\$664.89	\$886.55
6"	4"	\$403.36	\$605.04	\$806.73
6"	6"	\$483.18	\$724.78	\$966.35
8"	4"	\$443.28	\$664.89	\$886.55
8"	6"	\$523.10	\$784.64	\$1,046.20
8"	8"	\$602.50	\$903.75	\$1,205.01
10"	6"	\$708.62	\$1,062.96	\$1,417.25
10"	8"	\$814.78	\$1,222.17	\$1,629.55
10"	10"	\$920.93	\$1,381.41	\$1,841.85
12"	6"	\$761.70	\$1,142.59	\$1,523.40
12"	8"	\$867.85	\$1,301.78	\$1,735.70
12"	10"	\$974.00	\$1,461.01	\$1,948.01
12"	12"	\$1,080.17	\$1,620.24	\$2,160.33

20' Length

W	H	L-Beam	U-Beam	Box Beam
4"	6"	\$492.53	\$738.79	\$985.07
6"	4"	\$448.17	\$672.26	\$896.34
6"	6"	\$536.85	\$805.31	\$1,073.70
8"	4"	\$492.53	\$738.79	\$985.07
8"	6"	\$581.22	\$871.83	\$1,162.43
8"	8"	\$669.42	\$1,004.15	\$1,338.85
10"	6"	\$787.37	\$1,181.04	\$1,574.75
10"	8"	\$905.33	\$1,357.98	\$1,810.67
10"	10"	\$1,023.26	\$1,534.88	\$2,046.52
12"	6"	\$846.34	\$1,269.53	\$1,692.67
12"	8"	\$964.26	\$1,446.43	\$1,928.53
12"	10"	\$1,082.22	\$1,623.34	\$2,164.45
12"	12"	\$1,200.17	\$1,800.27	\$2,400.35

22' Length

W	H	L-Beam	U-Beam	Box Beam
4"	6"	\$541.79	\$812.66	\$1,083.58
6"	4"	\$492.99	\$739.49	\$985.97
6"	6"	\$590.55	\$885.82	\$1,181.10
8"	4"	\$541.79	\$812.66	\$1,083.58
8"	6"	\$639.32	\$959.00	\$1,278.64
8"	8"	\$736.36	\$1,104.58	\$1,472.73
10"	6"	\$866.13	\$1,299.17	\$1,732.27
10"	8"	\$995.82	\$1,493.79	\$1,991.65
10"	10"	\$1,125.57	\$1,688.39	\$2,251.14
12"	6"	\$930.96	\$1,396.48	\$1,861.92
12"	8"	\$1,060.71	\$1,591.09	\$2,121.42
12"	10"	\$1,190.42	\$1,785.68	\$2,380.84
12"	12"	\$1,320.17	\$1,980.30	\$2,640.34

24' Length

W	D	L-Beam	U-Beam	Box Beam
4"	6"	\$591.02	\$886.54	\$1,182.05
6"	4"	\$537.80	\$806.72	\$1,075.60
6"	6"	\$644.22	\$966.38	\$1,288.45
8"	4"	\$591.02	\$886.54	\$1,182.05
8"	6"	\$697.47	\$1,046.20	\$1,394.94
8"	8"	\$803.33	\$1,204.96	\$1,606.66
10"	6"	\$944.85	\$1,417.28	\$1,889.70
10"	8"	\$1,086.38	\$1,629.58	\$2,172.76
10"	10"	\$1,227.91	\$1,841.85	\$2,455.83
12"	6"	\$1,015.63	\$1,523.43	\$2,031.27
12"	8"	\$1,157.17	\$1,735.70	\$2,314.33
12"	10"	\$1,298.69	\$1,948.01	\$2,597.37
12"	12"	\$1,440.22	\$2,160.31	\$2,880.44

RIVERWOOD

Style



L - Beam



U - Beam



Box Beam



Add Endcap +\$10 per side

Measurements

Beam Lengths

4', 6', 8', 10', 12', 14', 16', 18', 20', 22', & 24'
& Custom


Beam Widths

4", 6", 8", 10", & 12"


Beam Heights

4", 6", 8", 10", & 12"


1" Wall Thickness




Antique Cherry




Black Cherry



Brown Mahogany




Early American




Espresso



Golden Oak




Honey Dew




Onyx




Pecan




Puritan Pine




Rosewood



Walnut



White



Unfinished

6' Length

W	H	L-Beam	U-Beam	Box Beam
4"	6"	\$147.76	\$221.64	\$295.53
6"	4"	\$134.45	\$201.68	\$268.91
6"	6"	\$161.05	\$241.59	\$322.11
8"	4"	\$147.76	\$221.64	\$295.53
8"	6"	\$174.37	\$261.55	\$348.74
8"	8"	\$200.82	\$301.25	\$401.65
10"	6"	\$236.21	\$354.31	\$472.42
10"	8"	\$271.61	\$407.39	\$543.21
10"	10"	\$306.98	\$460.46	\$613.95
12"	6"	\$253.90	\$380.85	\$507.80
12"	8"	\$289.29	\$433.93	\$578.58
12"	10"	\$324.67	\$487.00	\$649.33
12"	12"	\$360.05	\$540.08	\$720.10

8' Length

W	H	L-Beam	U-Beam	Box Beam
4"	6"	\$197.00	\$295.53	\$394.01
6"	4"	\$179.27	\$268.91	\$358.55
6"	6"	\$214.75	\$322.11	\$429.49
8"	4"	\$197.00	\$295.53	\$394.01
8"	6"	\$232.52	\$348.74	\$465.04
8"	8"	\$267.79	\$401.65	\$535.57
10"	6"	\$314.94	\$472.42	\$629.88
10"	8"	\$362.13	\$543.21	\$724.26
10"	10"	\$409.31	\$613.95	\$818.62
12"	6"	\$338.54	\$507.80	\$677.07
12"	8"	\$385.71	\$578.58	\$771.43
12"	10"	\$432.91	\$649.33	\$865.83
12"	12"	\$480.06	\$720.10	\$960.12

10' Length

W	H	L-Beam	U-Beam	Box Beam
4"	6"	\$246.26	\$369.41	\$492.52
6"	4"	\$224.09	\$336.13	\$448.18
6"	6"	\$268.44	\$402.66	\$536.89
8"	4"	\$246.26	\$369.41	\$492.52
8"	6"	\$290.59	\$435.90	\$581.18
8"	8"	\$334.72	\$502.08	\$669.43
10"	6"	\$393.71	\$590.53	\$787.43
10"	8"	\$452.66	\$678.97	\$905.31
10"	10"	\$511.62	\$767.46	\$1,023.24
12"	6"	\$423.16	\$634.74	\$846.32
12"	8"	\$482.17	\$723.20	\$964.34
12"	10"	\$541.09	\$811.68	\$1,082.18
12"	12"	\$600.10	\$900.14	\$1,200.20

12' Length

W	H	L-Beam	U-Beam	Box Beam
4"	6"	\$295.53	\$443.28	\$591.06
6"	4"	\$268.91	\$403.36	\$537.81
6"	6"	\$322.11	\$483.18	\$644.21
8"	4"	\$295.53	\$443.28	\$591.06
8"	6"	\$348.74	\$523.10	\$697.48
8"	8"	\$401.65	\$602.50	\$803.29
10"	6"	\$472.42	\$708.62	\$944.84
10"	8"	\$543.21	\$814.78	\$1,086.43
10"	10"	\$613.95	\$920.93	\$1,227.90
12"	6"	\$507.80	\$761.70	\$1,015.60
12"	8"	\$578.58	\$867.85	\$1,157.17
12"	10"	\$649.33	\$974.00	\$1,298.66
12"	12"	\$720.10	\$1,080.17	\$1,440.21

14' Length

W	H	L-Beam	U-Beam	Box Beam
4"	6"	\$344.75	\$517.14	\$689.50
6"	4"	\$313.72	\$470.59	\$627.44
6"	6"	\$375.78	\$563.71	\$751.56
8"	4"	\$344.75	\$517.14	\$689.50
8"	6"	\$406.88	\$610.27	\$813.76
8"	8"	\$468.61	\$702.91	\$937.22
10"	6"	\$551.13	\$826.75	\$1,102.27
10"	8"	\$633.73	\$950.58	\$1,267.45
10"	10"	\$716.30	\$1,074.43	\$1,432.59
12"	6"	\$592.43	\$888.65	\$1,184.85
12"	8"	\$674.99	\$1,012.50	\$1,349.99
12"	10"	\$757.59	\$1,136.33	\$1,515.17
12"	12"	\$840.12	\$1,260.19	\$1,680.24

CUSTOM SIZES AVAILABLE



Contact us for shipping prices

16' Length

W	H	L-Beam	U-Beam	Box Beam
4"	6"	\$394.01	\$591.02	\$788.02
6"	4"	\$358.55	\$537.80	\$717.10
6"	6"	\$429.52	\$644.22	\$859.05
8"	4"	\$394.01	\$591.02	\$788.02
8"	6"	\$464.96	\$697.47	\$929.92
8"	8"	\$535.54	\$803.33	\$1,071.08
10"	6"	\$629.92	\$944.85	\$1,259.84
10"	8"	\$724.25	\$1,086.38	\$1,448.50
10"	10"	\$818.59	\$1,227.91	\$1,637.19
12"	6"	\$677.07	\$1,015.63	\$1,354.15
12"	8"	\$771.43	\$1,157.17	\$1,542.86
12"	10"	\$865.78	\$1,298.69	\$1,731.57
12"	12"	\$960.13	\$1,440.22	\$1,920.25

18' Length

W	H	L-Beam	U-Beam	Box Beam
4"	6"	\$443.28	\$664.89	\$886.55
6"	4"	\$403.36	\$605.04	\$806.73
6"	6"	\$483.18	\$724.78	\$966.35
8"	4"	\$443.28	\$664.89	\$886.55
8"	6"	\$523.10	\$784.64	\$1,046.20
8"	8"	\$602.50	\$903.75	\$1,205.01
10"	6"	\$708.62	\$1,062.96	\$1,417.25
10"	8"	\$814.78	\$1,222.17	\$1,629.55
10"	10"	\$920.93	\$1,381.41	\$1,841.85
12"	6"	\$761.70	\$1,142.59	\$1,523.40
12"	8"	\$867.85	\$1,301.78	\$1,735.70
12"	10"	\$974.00	\$1,461.01	\$1,948.01
12"	12"	\$1,080.17	\$1,620.24	\$2,160.33

20' Length

W	H	L-Beam	U-Beam	Box Beam
4"	6"	\$492.53	\$738.79	\$985.07
6"	4"	\$448.17	\$672.26	\$896.34
6"	6"	\$536.85	\$805.31	\$1,073.70
8"	4"	\$492.53	\$738.79	\$985.07
8"	6"	\$581.22	\$871.83	\$1,162.43
8"	8"	\$669.42	\$1,004.15	\$1,338.85
10"	6"	\$787.37	\$1,181.04	\$1,574.75
10"	8"	\$905.33	\$1,357.98	\$1,810.67
10"	10"	\$1,023.26	\$1,534.88	\$2,046.52
12"	6"	\$846.34	\$1,269.53	\$1,692.67
12"	8"	\$964.26	\$1,446.43	\$1,928.53
12"	10"	\$1,082.22	\$1,623.34	\$2,164.45
12"	12"	\$1,200.17	\$1,800.27	\$2,400.35

22' Length

W	H	L-Beam	U-Beam	Box Beam
4"	6"	\$541.79	\$812.66	\$1,083.58
6"	4"	\$492.99	\$739.49	\$985.97
6"	6"	\$590.55	\$885.82	\$1,181.10
8"	4"	\$541.79	\$812.66	\$1,083.58
8"	6"	\$639.32	\$959.00	\$1,278.64
8"	8"	\$736.36	\$1,104.58	\$1,472.73
10"	6"	\$866.13	\$1,299.17	\$1,732.27
10"	8"	\$995.82	\$1,493.79	\$1,991.65
10"	10"	\$1,125.57	\$1,688.39	\$2,251.14
12"	6"	\$930.96	\$1,396.48	\$1,861.92
12"	8"	\$1,060.71	\$1,591.09	\$2,121.42
12"	10"	\$1,190.42	\$1,785.68	\$2,380.84
12"	12"	\$1,320.17	\$1,980.30	\$2,640.34

24' Length

W	H	L-Beam	U-Beam	Box Beam
4"	6"	\$591.02	\$886.54	\$1,182.05
6"	4"	\$537.80	\$806.72	\$1,075.60
6"	6"	\$644.22	\$966.38	\$1,288.45
8"	4"	\$591.02	\$886.54	\$1,182.05
8"	6"	\$697.47	\$1,046.20	\$1,394.94
8"	8"	\$803.33	\$1,204.96	\$1,606.66
10"	6"	\$944.85	\$1,417.28	\$1,889.70
10"	8"	\$1,086.38	\$1,629.58	\$2,172.76
10"	10"	\$1,227.91	\$1,841.85	\$2,455.83
12"	6"	\$1,015.63	\$1,523.43	\$2,031.27
12"	8"	\$1,157.17	\$1,735.70	\$2,314.33
12"	10"	\$1,298.69	\$1,948.01	\$2,597.37
12"	12"	\$1,440.22	\$2,160.31	\$2,880.44

SANDBLASTED

Style



L - Beam



U - Beam



Box Beam



Add Endcap +\$10 per side

Measurements

Beam Lengths

4', 6', 8', 10', 12', 14', 16', 18', 20', 22', & 24'
& Custom

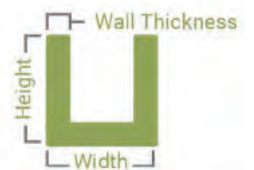
Beam Widths

4", 6", 8", 10", & 12"

Beam Heights

4", 6", 8", 10", & 12"


1" Wall Thickness



Finishes



Antique Cherry




Black Cherry



Brown Mahogany



Early American



Espresso



Golden Oak



Honey Dew



Onyx




Pecan




Puritan Pine



Rosewood



Walnut



White



Unfinished

6' Length

W	H	L-Beam	U-Beam	Box Beam
4"	6"	\$147.76	\$221.64	\$295.53
6"	4"	\$134.45	\$201.68	\$268.91
6"	6"	\$161.05	\$241.59	\$322.11
8"	4"	\$147.76	\$221.64	\$295.53
8"	6"	\$174.37	\$261.55	\$348.74
8"	8"	\$200.82	\$301.25	\$401.65
10"	6"	\$236.21	\$354.31	\$472.42
10"	8"	\$271.61	\$407.39	\$543.21
10"	10"	\$306.98	\$460.46	\$613.95
12"	6"	\$253.90	\$380.85	\$507.80
12"	8"	\$289.29	\$433.93	\$578.58
12"	10"	\$324.67	\$487.00	\$649.33
12"	12"	\$360.05	\$540.08	\$720.10

8' Length

W	H	L-Beam	U-Beam	Box Beam
4"	6"	\$197.00	\$295.53	\$394.01
6"	4"	\$179.27	\$268.91	\$358.55
6"	6"	\$214.75	\$322.11	\$429.49
8"	4"	\$197.00	\$295.53	\$394.01
8"	6"	\$232.52	\$348.74	\$465.04
8"	8"	\$267.79	\$401.65	\$535.57
10"	6"	\$314.94	\$472.42	\$629.88
10"	8"	\$362.13	\$543.21	\$724.26
10"	10"	\$409.31	\$613.95	\$818.62
12"	6"	\$338.54	\$507.80	\$677.07
12"	8"	\$385.71	\$578.58	\$771.43
12"	10"	\$432.91	\$649.33	\$865.83
12"	12"	\$480.06	\$720.10	\$960.12

10' Length

W	H	L-Beam	U-Beam	Box Beam
4"	6"	\$246.26	\$369.41	\$492.52
6"	4"	\$224.09	\$336.13	\$448.18
6"	6"	\$268.44	\$402.66	\$536.89
8"	4"	\$246.26	\$369.41	\$492.52
8"	6"	\$290.59	\$435.90	\$581.18
8"	8"	\$334.72	\$502.08	\$669.43
10"	6"	\$393.71	\$590.53	\$787.43
10"	8"	\$452.66	\$678.97	\$905.31
10"	10"	\$511.62	\$767.46	\$1,023.24
12"	6"	\$423.16	\$634.74	\$846.32
12"	8"	\$482.17	\$723.20	\$964.34
12"	10"	\$541.09	\$811.68	\$1,082.18
12"	12"	\$600.10	\$900.14	\$1,200.20

12' Length

W	H	L-Beam	U-Beam	Box Beam
4"	6"	\$295.53	\$443.28	\$591.06
6"	4"	\$268.91	\$403.36	\$537.81
6"	6"	\$322.11	\$483.18	\$644.21
8"	4"	\$295.53	\$443.28	\$591.06
8"	6"	\$348.74	\$523.10	\$697.48
8"	8"	\$401.65	\$602.50	\$803.29
10"	6"	\$472.42	\$708.62	\$944.84
10"	8"	\$543.21	\$814.78	\$1,086.43
10"	10"	\$613.95	\$920.93	\$1,227.90
12"	6"	\$507.80	\$761.70	\$1,015.60
12"	8"	\$578.58	\$867.85	\$1,157.17
12"	10"	\$649.33	\$974.00	\$1,298.66
12"	12"	\$720.10	\$1,080.17	\$1,440.21

14' Length

W	H	L-Beam	U-Beam	Box Beam
4"	6"	\$344.75	\$517.14	\$689.50
6"	4"	\$313.72	\$470.59	\$627.44
6"	6"	\$375.78	\$563.71	\$751.56
8"	4"	\$344.75	\$517.14	\$689.50
8"	6"	\$406.88	\$610.27	\$813.76
8"	8"	\$468.61	\$702.91	\$937.22
10"	6"	\$551.13	\$826.75	\$1,102.27
10"	8"	\$633.73	\$950.58	\$1,267.45
10"	10"	\$716.30	\$1,074.43	\$1,432.59
12"	6"	\$592.43	\$888.65	\$1,184.85
12"	8"	\$674.99	\$1,012.50	\$1,349.99
12"	10"	\$757.59	\$1,136.33	\$1,515.17
12"	12"	\$840.12	\$1,260.19	\$1,680.24

CUSTOM SIZES AVAILABLE



Contact us for shipping prices

16' Length

W	H	L-Beam	U-Beam	Box Beam
4"	6"	\$394.01	\$591.02	\$788.02
6"	4"	\$358.55	\$537.80	\$717.10
6"	6"	\$429.52	\$644.22	\$859.05
8"	4"	\$394.01	\$591.02	\$788.02
8"	6"	\$464.96	\$697.47	\$929.92
8"	8"	\$535.54	\$803.33	\$1,071.08
10"	6"	\$629.92	\$944.85	\$1,259.84
10"	8"	\$724.25	\$1,086.38	\$1,448.50
10"	10"	\$818.59	\$1,227.91	\$1,637.19
12"	6"	\$677.07	\$1,015.63	\$1,354.15
12"	8"	\$771.43	\$1,157.17	\$1,542.86
12"	10"	\$865.78	\$1,298.69	\$1,731.57
12"	12"	\$960.13	\$1,440.22	\$1,920.25

18' Length

W	H	L-Beam	U-Beam	Box Beam
4"	6"	\$443.28	\$664.89	\$886.55
6"	4"	\$403.36	\$605.04	\$806.73
6"	6"	\$483.18	\$724.78	\$966.35
8"	4"	\$443.28	\$664.89	\$886.55
8"	6"	\$523.10	\$784.64	\$1,046.20
8"	8"	\$602.50	\$903.75	\$1,205.01
10"	6"	\$708.62	\$1,062.96	\$1,417.25
10"	8"	\$814.78	\$1,222.17	\$1,629.55
10"	10"	\$920.93	\$1,381.41	\$1,841.85
12"	6"	\$761.70	\$1,142.59	\$1,523.40
12"	8"	\$867.85	\$1,301.78	\$1,735.70
12"	10"	\$974.00	\$1,461.01	\$1,948.01
12"	12"	\$1,080.17	\$1,620.24	\$2,160.33

20' Length

W	H	L-Beam	U-Beam	Box Beam
4"	6"	\$492.53	\$738.79	\$985.07
6"	4"	\$448.17	\$672.26	\$896.34
6"	6"	\$536.85	\$805.31	\$1,073.70
8"	4"	\$492.53	\$738.79	\$985.07
8"	6"	\$581.22	\$871.83	\$1,162.43
8"	8"	\$669.42	\$1,004.15	\$1,338.85
10"	6"	\$787.37	\$1,181.04	\$1,574.75
10"	8"	\$905.33	\$1,357.98	\$1,810.67
10"	10"	\$1,023.26	\$1,534.88	\$2,046.52
12"	6"	\$846.34	\$1,269.53	\$1,692.67
12"	8"	\$964.26	\$1,446.43	\$1,928.53
12"	10"	\$1,082.22	\$1,623.34	\$2,164.45
12"	12"	\$1,200.17	\$1,800.27	\$2,400.35

22' Length

W	H	L-Beam	U-Beam	Box Beam
4"	6"	\$541.79	\$812.66	\$1,083.58
6"	4"	\$492.99	\$739.49	\$985.97
6"	6"	\$590.55	\$885.82	\$1,181.10
8"	4"	\$541.79	\$812.66	\$1,083.58
8"	6"	\$639.32	\$959.00	\$1,278.64
8"	8"	\$736.36	\$1,104.58	\$1,472.73
10"	6"	\$866.13	\$1,299.17	\$1,732.27
10"	8"	\$995.82	\$1,493.79	\$1,991.65
10"	10"	\$1,125.57	\$1,688.39	\$2,251.14
12"	6"	\$930.96	\$1,396.48	\$1,861.92
12"	8"	\$1,060.71	\$1,591.09	\$2,121.42
12"	10"	\$1,190.42	\$1,785.68	\$2,380.84
12"	12"	\$1,320.17	\$1,980.30	\$2,640.34

24' Length

W	H	L-Beam	U-Beam	Box Beam
4"	6"	\$591.02	\$886.54	\$1,182.05
6"	4"	\$537.80	\$806.72	\$1,075.60
6"	6"	\$644.22	\$966.38	\$1,288.45
8"	4"	\$591.02	\$886.54	\$1,182.05
8"	6"	\$697.47	\$1,046.20	\$1,394.94
8"	8"	\$803.33	\$1,204.96	\$1,606.66
10"	6"	\$944.85	\$1,417.28	\$1,889.70
10"	8"	\$1,086.38	\$1,629.58	\$2,172.76
10"	10"	\$1,227.91	\$1,841.85	\$2,455.83
12"	6"	\$1,015.63	\$1,523.43	\$2,031.27
12"	8"	\$1,157.17	\$1,735.70	\$2,314.33
12"	10"	\$1,298.69	\$1,948.01	\$2,597.37
12"	12"	\$1,440.22	\$2,160.31	\$2,880.44

HANDHEWN

Style



L - Beam



U - Beam



Box Beam



Add Endcap +\$10 per side

Measurements

Beam Lengths

4', 6', 8', 10', 12', 14', 16', 18', 20', 22', & 24'
& Custom

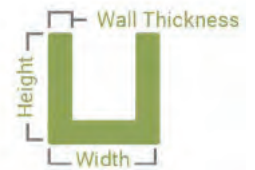
Beam Widths

4", 6", 8", 10", & 12"


Beam Heights

4", 6", 8", 10", & 12"


1" Wall Thickness




Finishes



Antique Cherry




Black Cherry




Brown Mahogany



Early American




Espresso




Golden Oak



Honey Dew




Onyx




Pecan




Puritan Pine




Rosewood



Walnut



White



Unfinished

6' Length

W	D	L-Beam	U-Beam	Box Beam
4"	6"	\$147.76	\$221.64	\$295.53
6"	4"	\$134.45	\$201.68	\$268.91
6"	6"	\$161.05	\$241.59	\$322.11
8"	4"	\$147.76	\$221.64	\$295.53
8"	6"	\$174.37	\$261.55	\$348.74
8"	8"	\$200.82	\$301.25	\$401.65
10"	6"	\$236.21	\$354.31	\$472.42
10"	8"	\$271.61	\$407.39	\$543.21
10"	10"	\$306.98	\$460.46	\$613.95
12"	6"	\$253.90	\$380.85	\$507.80
12"	8"	\$289.29	\$433.93	\$578.58
12"	10"	\$324.67	\$487.00	\$649.33
12"	12"	\$360.05	\$540.08	\$720.10

8' Length

W	D	L-Beam	U-Beam	Box Beam
4"	6"	\$197.00	\$295.53	\$394.01
6"	4"	\$179.27	\$268.91	\$358.55
6"	6"	\$214.75	\$322.11	\$429.49
8"	4"	\$197.00	\$295.53	\$394.01
8"	6"	\$232.52	\$348.74	\$465.04
8"	8"	\$267.79	\$401.65	\$535.57
10"	6"	\$314.94	\$472.42	\$629.88
10"	8"	\$362.13	\$543.21	\$724.26
10"	10"	\$409.31	\$613.95	\$818.62
12"	6"	\$338.54	\$507.80	\$677.07
12"	8"	\$385.71	\$578.58	\$771.43
12"	10"	\$432.91	\$649.33	\$865.83
12"	12"	\$480.06	\$720.10	\$960.12

10' Length

W	D	L-Beam	U-Beam	Box Beam
4"	6"	\$246.26	\$369.41	\$492.52
6"	4"	\$224.09	\$336.13	\$448.18
6"	6"	\$268.44	\$402.66	\$536.89
8"	4"	\$246.26	\$369.41	\$492.52
8"	6"	\$290.59	\$435.90	\$581.18
8"	8"	\$334.72	\$502.08	\$669.43
10"	6"	\$393.71	\$590.53	\$787.43
10"	8"	\$452.66	\$678.97	\$905.31
10"	10"	\$511.62	\$767.46	\$1,023.24
12"	6"	\$423.16	\$634.74	\$846.32
12"	8"	\$482.17	\$723.20	\$964.34
12"	10"	\$541.09	\$811.68	\$1,082.18
12"	12"	\$600.10	\$900.14	\$1,200.20

12' Length

W	D	L-Beam	U-Beam	Box Beam
4"	6"	\$295.53	\$443.28	\$591.06
6"	4"	\$268.91	\$403.36	\$537.81
6"	6"	\$322.11	\$483.18	\$644.21
8"	4"	\$295.53	\$443.28	\$591.06
8"	6"	\$348.74	\$523.10	\$697.48
8"	8"	\$401.65	\$602.50	\$803.29
10"	6"	\$472.42	\$708.62	\$944.84
10"	8"	\$543.21	\$814.78	\$1,086.43
10"	10"	\$613.95	\$920.93	\$1,227.90
12"	6"	\$507.80	\$761.70	\$1,015.60
12"	8"	\$578.58	\$867.85	\$1,157.17
12"	10"	\$649.33	\$974.00	\$1,298.66
12"	12"	\$720.10	\$1,080.17	\$1,440.21

14' Length

W	D	L-Beam	U-Beam	Box Beam
4"	6"	\$344.75	\$517.14	\$689.50
6"	4"	\$313.72	\$470.59	\$627.44
6"	6"	\$375.78	\$563.71	\$751.56
8"	4"	\$344.75	\$517.14	\$689.50
8"	6"	\$406.88	\$610.27	\$813.76
8"	8"	\$468.61	\$702.91	\$937.22
10"	6"	\$551.13	\$826.75	\$1,102.27
10"	8"	\$633.73	\$950.58	\$1,267.45
10"	10"	\$716.30	\$1,074.43	\$1,432.59
12"	6"	\$592.43	\$888.65	\$1,184.85
12"	8"	\$674.99	\$1,012.50	\$1,349.99
12"	10"	\$757.59	\$1,136.33	\$1,515.17
12"	12"	\$840.12	\$1,260.19	\$1,680.24

CUSTOM SIZES AVAILABLE



Contact us for shipping prices

16' Length

W	D	L-Beam	U-Beam	Box Beam
4"	6"	\$394.01	\$591.02	\$788.02
6"	4"	\$358.55	\$537.80	\$717.10
6"	6"	\$429.52	\$644.22	\$859.05
8"	4"	\$394.01	\$591.02	\$788.02
8"	6"	\$464.96	\$697.47	\$929.92
8"	8"	\$535.54	\$803.33	\$1,071.08
10"	6"	\$629.92	\$944.85	\$1,259.84
10"	8"	\$724.25	\$1,086.38	\$1,448.50
10"	10"	\$818.59	\$1,227.91	\$1,637.19
12"	6"	\$677.07	\$1,015.63	\$1,354.15
12"	8"	\$771.43	\$1,157.17	\$1,542.86
12"	10"	\$865.78	\$1,298.69	\$1,731.57
12"	12"	\$960.13	\$1,440.22	\$1,920.25

18' Length

W	H	L-Beam	U-Beam	Box Beam
4"	6"	\$443.28	\$664.89	\$886.55
6"	4"	\$403.36	\$605.04	\$806.73
6"	6"	\$483.18	\$724.78	\$966.35
8"	4"	\$443.28	\$664.89	\$886.55
8"	6"	\$523.10	\$784.64	\$1,046.20
8"	8"	\$602.50	\$903.75	\$1,205.01
10"	6"	\$708.62	\$1,062.96	\$1,417.25
10"	8"	\$814.78	\$1,222.17	\$1,629.55
10"	10"	\$920.93	\$1,381.41	\$1,841.85
12"	6"	\$761.70	\$1,142.59	\$1,523.40
12"	8"	\$867.85	\$1,301.78	\$1,735.70
12"	10"	\$974.00	\$1,461.01	\$1,948.01
12"	12"	\$1,080.17	\$1,620.24	\$2,160.33

20' Length

W	H	L-Beam	U-Beam	Box Beam
4"	6"	\$492.53	\$738.79	\$985.07
6"	4"	\$448.17	\$672.26	\$896.34
6"	6"	\$536.85	\$805.31	\$1,073.70
8"	4"	\$492.53	\$738.79	\$985.07
8"	6"	\$581.22	\$871.83	\$1,162.43
8"	8"	\$669.42	\$1,004.15	\$1,338.85
10"	6"	\$787.37	\$1,181.04	\$1,574.75
10"	8"	\$905.33	\$1,357.98	\$1,810.67
10"	10"	\$1,023.26	\$1,534.88	\$2,046.52
12"	6"	\$846.34	\$1,269.53	\$1,692.67
12"	8"	\$964.26	\$1,446.43	\$1,928.53
12"	10"	\$1,082.22	\$1,623.34	\$2,164.45
12"	12"	\$1,200.17	\$1,800.27	\$2,400.35

22' Length

W	D	L-Beam	U-Beam	Box Beam
4"	6"	\$541.79	\$812.66	\$1,083.58
6"	4"	\$492.99	\$739.49	\$985.97
6"	6"	\$590.55	\$885.82	\$1,181.10
8"	4"	\$541.79	\$812.66	\$1,083.58
8"	6"	\$639.32	\$959.00	\$1,278.64
8"	8"	\$736.36	\$1,104.58	\$1,472.73
10"	6"	\$866.13	\$1,299.17	\$1,732.27
10"	8"	\$995.82	\$1,493.79	\$1,991.65
10"	10"	\$1,125.57	\$1,688.39	\$2,251.14
12"	6"	\$930.96	\$1,396.48	\$1,861.92
12"	8"	\$1,060.71	\$1,591.09	\$2,121.42
12"	10"	\$1,190.42	\$1,785.68	\$2,380.84
12"	12"	\$1,320.17	\$1,980.30	\$2,640.34

24' Length

W	D	L-Beam	U-Beam	Box Beam
4"	6"	\$591.02	\$886.54	\$1,182.05
6"	4"	\$537.80	\$806.72	\$1,075.60
6"	6"	\$644.22	\$966.38	\$1,288.45
8"	4"	\$591.02	\$886.54	\$1,182.05
8"	6"	\$697.47	\$1,046.20	\$1,394.94
8"	8"	\$803.33	\$1,204.96	\$1,606.66
10"	6"	\$944.85	\$1,417.28	\$1,889.70
10"	8"	\$1,086.38	\$1,629.58	\$2,172.76
10"	10"	\$1,227.91	\$1,841.85	\$2,455.83
12"	6"	\$1,015.63	\$1,523.43	\$2,031.27
12"	8"	\$1,157.17	\$1,735.70	\$2,314.33
12"	10"	\$1,298.69	\$1,948.01	\$2,597.37
12"	12"	\$1,440.22	\$2,160.31	\$2,880.44

PECKY CYPRESS

Style



L - Beam



U - Beam



Box Beam



Add Endcap +\$10 per side

Measurements

Beam Lengths

4', 6', 8', 10', 12', 14', 16', 18', 20', 22', & 24'
& Custom

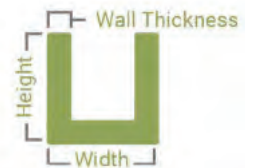
Beam Widths

4", 6", 8", 10", & 12"

Beam Heights

4", 6", 8", 10", & 12"


1" Wall Thickness



Finishes




Antique Cherry




Black Cherry



Brown Mahogany



Early American




Espresso



Golden Oak



Honey Dew




Onyx




Pecan




Puritan Pine



Rosewood



Walnut



White



Unfinished

6' Length

W	D	L-Beam	U-Beam	Box Beam
4"	6"	\$147.76	\$221.64	\$295.53
6"	4"	\$134.45	\$201.68	\$268.91
6"	6"	\$161.05	\$241.59	\$322.11
8"	4"	\$147.76	\$221.64	\$295.53
8"	6"	\$174.37	\$261.55	\$348.74
8"	8"	\$200.82	\$301.25	\$401.65
10"	6"	\$236.21	\$354.31	\$472.42
10"	8"	\$271.61	\$407.39	\$543.21
10"	10"	\$306.98	\$460.46	\$613.95
12"	6"	\$253.90	\$380.85	\$507.80
12"	8"	\$289.29	\$433.93	\$578.58
12"	10"	\$324.67	\$487.00	\$649.33
12"	12"	\$360.05	\$540.08	\$720.10

8' Length

W	D	L-Beam	U-Beam	Box Beam
4"	6"	\$197.00	\$295.53	\$394.01
6"	4"	\$179.27	\$268.91	\$358.55
6"	6"	\$214.75	\$322.11	\$429.49
8"	4"	\$197.00	\$295.53	\$394.01
8"	6"	\$232.52	\$348.74	\$465.04
8"	8"	\$267.79	\$401.65	\$535.57
10"	6"	\$314.94	\$472.42	\$629.88
10"	8"	\$362.13	\$543.21	\$724.26
10"	10"	\$409.31	\$613.95	\$818.62
12"	6"	\$338.54	\$507.80	\$677.07
12"	8"	\$385.71	\$578.58	\$771.43
12"	10"	\$432.91	\$649.33	\$865.83
12"	12"	\$480.06	\$720.10	\$960.12

10' Length

W	D	L-Beam	U-Beam	Box Beam
4"	6"	\$246.26	\$369.41	\$492.52
6"	4"	\$224.09	\$336.13	\$448.18
6"	6"	\$268.44	\$402.66	\$536.89
8"	4"	\$246.26	\$369.41	\$492.52
8"	6"	\$290.59	\$435.90	\$581.18
8"	8"	\$334.72	\$502.08	\$669.43
10"	6"	\$393.71	\$590.53	\$787.43
10"	8"	\$452.66	\$678.97	\$905.31
10"	10"	\$511.62	\$767.46	\$1,023.24
12"	6"	\$423.16	\$634.74	\$846.32
12"	8"	\$482.17	\$723.20	\$964.34
12"	10"	\$541.09	\$811.68	\$1,082.18
12"	12"	\$600.10	\$900.14	\$1,200.20

12' Length

W	D	L-Beam	U-Beam	Box Beam
4"	6"	\$295.53	\$443.28	\$591.06
6"	4"	\$268.91	\$403.36	\$537.81
6"	6"	\$322.11	\$483.18	\$644.21
8"	4"	\$295.53	\$443.28	\$591.06
8"	6"	\$348.74	\$523.10	\$697.48
8"	8"	\$401.65	\$602.50	\$803.29
10"	6"	\$472.42	\$708.62	\$944.84
10"	8"	\$543.21	\$814.78	\$1,086.43
10"	10"	\$613.95	\$920.93	\$1,227.90
12"	6"	\$507.80	\$761.70	\$1,015.60
12"	8"	\$578.58	\$867.85	\$1,157.17
12"	10"	\$649.33	\$974.00	\$1,298.66
12"	12"	\$720.10	\$1,080.17	\$1,440.21

14' Length

W	D	L-Beam	U-Beam	Box Beam
4"	6"	\$344.75	\$517.14	\$689.50
6"	4"	\$313.72	\$470.59	\$627.44
6"	6"	\$375.78	\$563.71	\$751.56
8"	4"	\$344.75	\$517.14	\$689.50
8"	6"	\$406.88	\$610.27	\$813.76
8"	8"	\$468.61	\$702.91	\$937.22
10"	6"	\$551.13	\$826.75	\$1,102.27
10"	8"	\$633.73	\$950.58	\$1,267.45
10"	10"	\$716.30	\$1,074.43	\$1,432.59
12"	6"	\$592.43	\$888.65	\$1,184.85
12"	8"	\$674.99	\$1,012.50	\$1,349.99
12"	10"	\$757.59	\$1,136.33	\$1,515.17
12"	12"	\$840.12	\$1,260.19	\$1,680.24

CUSTOM SIZES AVAILABLE



Contact us for shipping prices

16' Length

W	D	L-Beam	U-Beam	Box Beam
4"	6"	\$394.01	\$591.02	\$788.02
6"	4"	\$358.55	\$537.80	\$717.10
6"	6"	\$429.52	\$644.22	\$859.05
8"	4"	\$394.01	\$591.02	\$788.02
8"	6"	\$464.96	\$697.47	\$929.92
8"	8"	\$535.54	\$803.33	\$1,071.08
10"	6"	\$629.92	\$944.85	\$1,259.84
10"	8"	\$724.25	\$1,086.38	\$1,448.50
10"	10"	\$818.59	\$1,227.91	\$1,637.19
12"	6"	\$677.07	\$1,015.63	\$1,354.15
12"	8"	\$771.43	\$1,157.17	\$1,542.86
12"	10"	\$865.78	\$1,298.69	\$1,731.57
12"	12"	\$960.13	\$1,440.22	\$1,920.25

18' Length

W	H	L-Beam	U-Beam	Box Beam
4"	6"	\$443.28	\$664.89	\$886.55
6"	4"	\$403.36	\$605.04	\$806.73
6"	6"	\$483.18	\$724.78	\$966.35
8"	4"	\$443.28	\$664.89	\$886.55
8"	6"	\$523.10	\$784.64	\$1,046.20
8"	8"	\$602.50	\$903.75	\$1,205.01
10"	6"	\$708.62	\$1,062.96	\$1,417.25
10"	8"	\$814.78	\$1,222.17	\$1,629.55
10"	10"	\$920.93	\$1,381.41	\$1,841.85
12"	6"	\$761.70	\$1,142.59	\$1,523.40
12"	8"	\$867.85	\$1,301.78	\$1,735.70
12"	10"	\$974.00	\$1,461.01	\$1,948.01
12"	12"	\$1,080.17	\$1,620.24	\$2,160.33

20' Length

W	H	L-Beam	U-Beam	Box Beam
4"	6"	\$492.53	\$738.79	\$985.07
6"	4"	\$448.17	\$672.26	\$896.34
6"	6"	\$536.85	\$805.31	\$1,073.70
8"	4"	\$492.53	\$738.79	\$985.07
8"	6"	\$581.22	\$871.83	\$1,162.43
8"	8"	\$669.42	\$1,004.15	\$1,338.85
10"	6"	\$787.37	\$1,181.04	\$1,574.75
10"	8"	\$905.33	\$1,357.98	\$1,810.67
10"	10"	\$1,023.26	\$1,534.88	\$2,046.52
12"	6"	\$846.34	\$1,269.53	\$1,692.67
12"	8"	\$964.26	\$1,446.43	\$1,928.53
12"	10"	\$1,082.22	\$1,623.34	\$2,164.45
12"	12"	\$1,200.17	\$1,800.27	\$2,400.35

22' Length

W	D	L-Beam	U-Beam	Box Beam
4"	6"	\$541.79	\$812.66	\$1,083.58
6"	4"	\$492.99	\$739.49	\$985.97
6"	6"	\$590.55	\$885.82	\$1,181.10
8"	4"	\$541.79	\$812.66	\$1,083.58
8"	6"	\$639.32	\$959.00	\$1,278.64
8"	8"	\$736.36	\$1,104.58	\$1,472.73
10"	6"	\$866.13	\$1,299.17	\$1,732.27
10"	8"	\$995.82	\$1,493.79	\$1,991.65
10"	10"	\$1,125.57	\$1,688.39	\$2,251.14
12"	6"	\$930.96	\$1,396.48	\$1,861.92
12"	8"	\$1,060.71	\$1,591.09	\$2,121.42
12"	10"	\$1,190.42	\$1,785.68	\$2,380.84
12"	12"	\$1,320.17	\$1,980.30	\$2,640.34

24' Length

W	D	L-Beam	U-Beam	Box Beam
4"	6"	\$591.02	\$886.54	\$1,182.05
6"	4"	\$537.80	\$806.72	\$1,075.60
6"	6"	\$644.22	\$966.38	\$1,288.45
8"	4"	\$591.02	\$886.54	\$1,182.05
8"	6"	\$697.47	\$1,046.20	\$1,394.94
8"	8"	\$803.33	\$1,204.96	\$1,606.66
10"	6"	\$944.85	\$1,417.28	\$1,889.70
10"	8"	\$1,086.38	\$1,629.58	\$2,172.76
10"	10"	\$1,227.91	\$1,841.85	\$2,455.83
12"	6"	\$1,015.63	\$1,523.43	\$2,031.27
12"	8"	\$1,157.17	\$1,735.70	\$2,314.33
12"	10"	\$1,298.69	\$1,948.01	\$2,597.37
12"	12"	\$1,440.22	\$2,160.31	\$2,880.44

KNOTTYPINE

Style



L - Beam



U - Beam



Box Beam



Add Endcap +\$10 per side

Measurements

Beam Lengths

4', 6', 8', 10', 12', 14', 16', 18', 20', 22', & 24'
& Custom

Beam Widths

4", 6", 8", 10", & 12"


Beam Heights

4", 6", 8", 10", & 12"


1" Wall Thickness



Finishes




Antique Cherry




Black Cherry




Brown Mahogany




Early American




Espresso




Golden Oak




Honey Dew




Onyx




Pecan




Puritan Pine



Rosewood



Walnut



White



Unfinished

6' Length

W	D	L-Beam	U-Beam	Box Beam
4"	6"	\$147.76	\$221.64	\$295.53
6"	4"	\$134.45	\$201.68	\$268.91
6"	6"	\$161.05	\$241.59	\$322.11
8"	4"	\$147.76	\$221.64	\$295.53
8"	6"	\$174.37	\$261.55	\$348.74
8"	8"	\$200.82	\$301.25	\$401.65
10"	6"	\$236.21	\$354.31	\$472.42
10"	8"	\$271.61	\$407.39	\$543.21
10"	10"	\$306.98	\$460.46	\$613.95
12"	6"	\$253.90	\$380.85	\$507.80
12"	8"	\$289.29	\$433.93	\$578.58
12"	10"	\$324.67	\$487.00	\$649.33
12"	12"	\$360.05	\$540.08	\$720.10

8' Length

W	D	L-Beam	U-Beam	Box Beam
4"	6"	\$197.00	\$295.53	\$394.01
6"	4"	\$179.27	\$268.91	\$358.55
6"	6"	\$214.75	\$322.11	\$429.49
8"	4"	\$197.00	\$295.53	\$394.01
8"	6"	\$232.52	\$348.74	\$465.04
8"	8"	\$267.79	\$401.65	\$535.57
10"	6"	\$314.94	\$472.42	\$629.88
10"	8"	\$362.13	\$543.21	\$724.26
10"	10"	\$409.31	\$613.95	\$818.62
12"	6"	\$338.54	\$507.80	\$677.07
12"	8"	\$385.71	\$578.58	\$771.43
12"	10"	\$432.91	\$649.33	\$865.83
12"	12"	\$480.06	\$720.10	\$960.12

10' Length

W	D	L-Beam	U-Beam	Box Beam
4"	6"	\$246.26	\$369.41	\$492.52
6"	4"	\$224.09	\$336.13	\$448.18
6"	6"	\$268.44	\$402.66	\$536.89
8"	4"	\$246.26	\$369.41	\$492.52
8"	6"	\$290.59	\$435.90	\$581.18
8"	8"	\$334.72	\$502.08	\$669.43
10"	6"	\$393.71	\$590.53	\$787.43
10"	8"	\$452.66	\$678.97	\$905.31
10"	10"	\$511.62	\$767.46	\$1,023.24
12"	6"	\$423.16	\$634.74	\$846.32
12"	8"	\$482.17	\$723.20	\$964.34
12"	10"	\$541.09	\$811.68	\$1,082.18
12"	12"	\$600.10	\$900.14	\$1,200.20

12' Length

W	D	L-Beam	U-Beam	Box Beam
4"	6"	\$295.53	\$443.28	\$591.06
6"	4"	\$268.91	\$403.36	\$537.81
6"	6"	\$322.11	\$483.18	\$644.21
8"	4"	\$295.53	\$443.28	\$591.06
8"	6"	\$348.74	\$523.10	\$697.48
8"	8"	\$401.65	\$602.50	\$803.29
10"	6"	\$472.42	\$708.62	\$944.84
10"	8"	\$543.21	\$814.78	\$1,086.43
10"	10"	\$613.95	\$920.93	\$1,227.90
12"	6"	\$507.80	\$761.70	\$1,015.60
12"	8"	\$578.58	\$867.85	\$1,157.17
12"	10"	\$649.33	\$974.00	\$1,298.66
12"	12"	\$720.10	\$1,080.17	\$1,440.21

14' Length

W	D	L-Beam	U-Beam	Box Beam
4"	6"	\$344.75	\$517.14	\$689.50
6"	4"	\$313.72	\$470.59	\$627.44
6"	6"	\$375.78	\$563.71	\$751.56
8"	4"	\$344.75	\$517.14	\$689.50
8"	6"	\$406.88	\$610.27	\$813.76
8"	8"	\$468.61	\$702.91	\$937.22
10"	6"	\$551.13	\$826.75	\$1,102.27
10"	8"	\$633.73	\$950.58	\$1,267.45
10"	10"	\$716.30	\$1,074.43	\$1,432.59
12"	6"	\$592.43	\$888.65	\$1,184.85
12"	8"	\$674.99	\$1,012.50	\$1,349.99
12"	10"	\$757.59	\$1,136.33	\$1,515.17
12"	12"	\$840.12	\$1,260.19	\$1,680.24

CUSTOM SIZES AVAILABLE



Contact us for shipping prices

16' Length

W	D	L-Beam	U-Beam	Box Beam
4"	6"	\$394.01	\$591.02	\$788.02
6"	4"	\$358.55	\$537.80	\$717.10
6"	6"	\$429.52	\$644.22	\$859.05
8"	4"	\$394.01	\$591.02	\$788.02
8"	6"	\$464.96	\$697.47	\$929.92
8"	8"	\$535.54	\$803.33	\$1,071.08
10"	6"	\$629.92	\$944.85	\$1,259.84
10"	8"	\$724.25	\$1,086.38	\$1,448.50
10"	10"	\$818.59	\$1,227.91	\$1,637.19
12"	6"	\$677.07	\$1,015.63	\$1,354.15
12"	8"	\$771.43	\$1,157.17	\$1,542.86
12"	10"	\$865.78	\$1,298.69	\$1,731.57
12"	12"	\$960.13	\$1,440.22	\$1,920.25

18' Length

W	H	L-Beam	U-Beam	Box Beam
4"	6"	\$443.28	\$664.89	\$886.55
6"	4"	\$403.36	\$605.04	\$806.73
6"	6"	\$483.18	\$724.78	\$966.35
8"	4"	\$443.28	\$664.89	\$886.55
8"	6"	\$523.10	\$784.64	\$1,046.20
8"	8"	\$602.50	\$903.75	\$1,205.01
10"	6"	\$708.62	\$1,062.96	\$1,417.25
10"	8"	\$814.78	\$1,222.17	\$1,629.55
10"	10"	\$920.93	\$1,381.41	\$1,841.85
12"	6"	\$761.70	\$1,142.59	\$1,523.40
12"	8"	\$867.85	\$1,301.78	\$1,735.70
12"	10"	\$974.00	\$1,461.01	\$1,948.01
12"	12"	\$1,080.17	\$1,620.24	\$2,160.33

20' Length

W	H	L-Beam	U-Beam	Box Beam
4"	6"	\$492.53	\$738.79	\$985.07
6"	4"	\$448.17	\$672.26	\$896.34
6"	6"	\$536.85	\$805.31	\$1,073.70
8"	4"	\$492.53	\$738.79	\$985.07
8"	6"	\$581.22	\$871.83	\$1,162.43
8"	8"	\$669.42	\$1,004.15	\$1,338.85
10"	6"	\$787.37	\$1,181.04	\$1,574.75
10"	8"	\$905.33	\$1,357.98	\$1,810.67
10"	10"	\$1,023.26	\$1,534.88	\$2,046.52
12"	6"	\$846.34	\$1,269.53	\$1,692.67
12"	8"	\$964.26	\$1,446.43	\$1,928.53
12"	10"	\$1,082.22	\$1,623.34	\$2,164.45
12"	12"	\$1,200.17	\$1,800.27	\$2,400.35

22' Length

W	D	L-Beam	U-Beam	Box Beam
4"	6"	\$541.79	\$812.66	\$1,083.58
6"	4"	\$492.99	\$739.49	\$985.97
6"	6"	\$590.55	\$885.82	\$1,181.10
8"	4"	\$541.79	\$812.66	\$1,083.58
8"	6"	\$639.32	\$959.00	\$1,278.64
8"	8"	\$736.36	\$1,104.58	\$1,472.73
10"	6"	\$866.13	\$1,299.17	\$1,732.27
10"	8"	\$995.82	\$1,493.79	\$1,991.65
10"	10"	\$1,125.57	\$1,688.39	\$2,251.14
12"	6"	\$930.96	\$1,396.48	\$1,861.92
12"	8"	\$1,060.71	\$1,591.09	\$2,121.42
12"	10"	\$1,190.42	\$1,785.68	\$2,380.84
12"	12"	\$1,320.17	\$1,980.30	\$2,640.34

24' Length

W	D	L-Beam	U-Beam	Box Beam
4"	6"	\$591.02	\$886.54	\$1,182.05
6"	4"	\$537.80	\$806.72	\$1,075.60
6"	6"	\$644.22	\$966.38	\$1,288.45
8"	4"	\$591.02	\$886.54	\$1,182.05
8"	6"	\$697.47	\$1,046.20	\$1,394.94
8"	8"	\$803.33	\$1,204.96	\$1,606.66
10"	6"	\$944.85	\$1,417.28	\$1,889.70
10"	8"	\$1,086.38	\$1,629.58	\$2,172.76
10"	10"	\$1,227.91	\$1,841.85	\$2,455.83
12"	6"	\$1,015.63	\$1,523.43	\$2,031.27
12"	8"	\$1,157.17	\$1,735.70	\$2,314.33
12"	10"	\$1,298.69	\$1,948.01	\$2,597.37
12"	12"	\$1,440.22	\$2,160.31	\$2,880.44



FAUX BEAMS COLOR GUIDE



HAND HEWN



KNOTTY PINE



PECKY CYPRESS



RIVERWOOD



ROUGH SAWN



SANDBLASTED

TEXTURE

HAND HEWN



Standard Colors

		PINE	GOLDEN OAK	HONEY DEW	MOCHA	PECAN	MAHOGANY	CEDAR	ROSEWOOD	WALNUT	ASH
COLLECTIONS	VINTAGE										
	AGED										
	NATURAL										
	BURNISHED										

Premium Colors

AGED	RUSSET	UMBER	HICKORY	MOCHA	MAHOGANY	CHERRY	WALNUT	ESPRESSO	EBONY	

Other Colors

FACTORY PREPPED	WHITE WASHED



TEXTURE

KNOTTY PINE



Standard Colors

		PINE	GOLDEN OAK	HONEY DEW	MOCHA	PECAN	MAHOGANY	CEDAR	ROSEWOOD	WALNUT	ASH
COLLECTIONS	VINTAGE										
	AGED										
	NATURAL										
	BURNISHED										

Premium Colors

AGED	RUSSET	UMBER	HICKORY	MOCHA	MAHOGANY	CHERRY	WALNUT	ESPRESSO	EBONY

Other Colors

FACTORY PREPPED	WHITE WASHED



TEXTURE

PECKY CYPRESS



Standard Colors

COLLECTIONS

	PINE	GOLDEN OAK	HONEY DEW	MOCHA	PECAN	MAHOGANY	CEDAR	ROSEWOOD	WALNUT	ASH
VINTAGE										
AGED										
NATURAL										
BURNISHED										

Premium Colors

AGED	RUSSET	UMBER	HICKORY	MOCHA	MAHOGANY	CHERRY	WALNUT	ESPRESSO	EBONY

Other Colors

FACTORY PREPPED	WHITE WASHED



TEXTURE

RIVERWOOD



Standard Colors

		PINE	GOLDEN OAK	HONEY DEW	MOCHA	PECAN	MAHOGANY	CEDAR	ROSEWOOD	WALNUT	ASH
COLLECTIONS	VINTAGE										
	AGED										
	NATURAL										
	BURNISHED										

Premium Colors

AGED	RUSSET	UMBER	HICKORY	MOCHA	MAHOGANY	CHERRY	WALNUT	ESPRESSO	EBONY

Other Colors

FACTORY PREPPED	WHITE WASHED



TEXTURE

ROUGH SAWN



Standard Colors

COLLECTIONS

	PINE	GOLDEN OAK	HONEY DEW	MOCHA	PECAN	MAHOGANY	CEDAR	ROSEWOOD	WALNUT	ASH
VINTAGE										
AGED										
NATURAL										
BURNISHED										

Premium Colors

AGED	RUSSET	UMBER	HICKORY	MOCHA	MAHOGANY	CHERRY	WALNUT	ESPRESSO	EBONY


Other Colors

FACTORY PREPPED	WHITE WASHED



TEXTURE

SANDBLASTED



Standard Colors

		PINE	GOLDEN OAK	HONEY DEW	MOCHA	PECAN	MAHOGANY	CEDAR	ROSEWOOD	WALNUT	ASH
COLLECTIONS	VINTAGE										
	AGED										
	NATURAL										
	BURNISHED										

Premium Colors

AGED	RUSSET	UMBER	HICKORY	MOCHA	MAHOGANY	CHERRY	WALNUT	ESPRESSO	EBONY

Other Colors

FACTORY PREPPED	WHITE WASHED



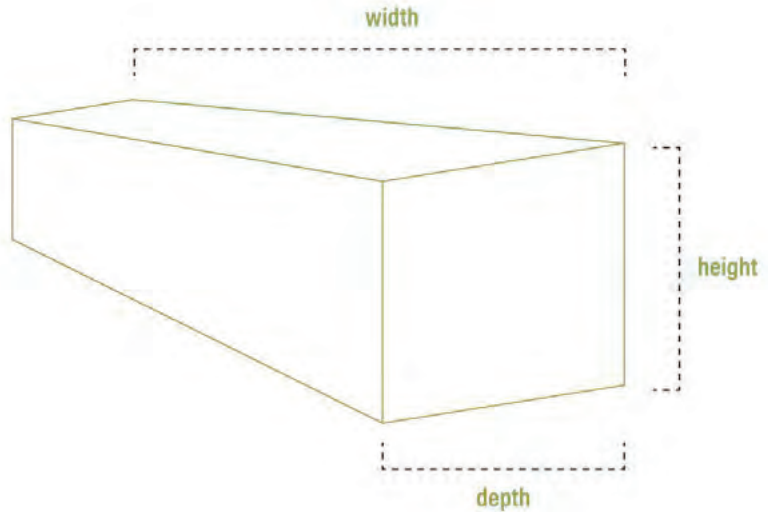


ENDURATHANE FAUX WOOD MANTELS

Our faux wood mantels capture the rustic nature of authentic beams at a fraction of the cost and installation time. These hand-painted, lightweight composite mantels are simple to install. You can also use them as a functional piece of art or a beautiful floating shelf. Made to last, our faux wood mantels beautifully replicate the weathered texture and finish of real wood beams. Additionally, add rustic flare, warmth and charm to any space by using them as floating shelves. Available in several designer finishes and textures and in multiple widths, depths and heights to fit every project need.

FAUX WOOD MANTELS

Exposed beam mantels offer cost-effective elegance and are a great way to give your space distinctive, rustic charm. At a fraction of the cost of real wood, faux mantels give you an authentic, alluring look.



GET THE NATURAL LOOK FOR LESS

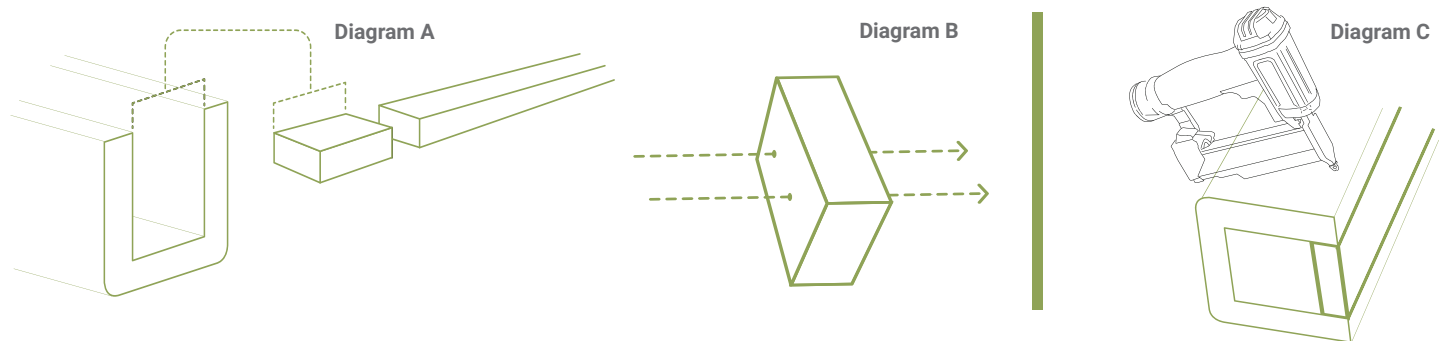
Manufactured from high-density polyurethane, our faux wood mantels are made to look just like the real thing. Truly, you can't tell the difference once installed. Available in a myriad of finishes, styles and textures, these lightweight, easy to install alternatives to authentic wood mantels make it simple to upgrade your space.

With so many options and unique hand-painted finishes, you can customize your mantels to match your interior style perfectly. Our modern whitewash and honey dew finishes are finding their way into classic ranch, contemporary and farmhouse style homes all over the country. The applications are endless with the versatility our maintenance-free faux wood mantels offer.

ORDER A SAMPLE

Find the perfect look and style for your project before you buy, with samples that offer a preview of our stunning panel designs.

SIMPLE AS 1-2-3



1. If needed, measure inside width of the beam and cut wood blocking to fit inside width dimensions. (Diagram A)
2. Simply attach wood blocking into studs in desired installation location. Apply adhesive to the 2 x 4 blocking. (Diagram B)
3. Slide mantel over the 2 x 4 and screw or nail through the top of the mantel to anchor it into the 2 x 4. (Diagram C)

ROUGHSAWN



36" WIDTH

H	D	\$
4"	4"	\$98.22
4"	6"	\$121.81
4"	8"	\$145.32
6"	6"	\$137.28
6"	8"	\$162.62
6"	10"	\$188.02
8"	8"	\$179.90
8"	10"	\$207.14
8"	12"	\$234.28

48" WIDTH

H	D	\$
4"	4"	\$128.54
4"	6"	\$158.77
4"	8"	\$188.88
6"	6"	\$177.57
6"	8"	\$209.50
6"	10"	\$241.56
8"	8"	\$230.11
8"	10"	\$264.00
8"	12"	\$297.76

60" WIDTH

H	D	\$
4"	4"	\$158.83
4"	6"	\$195.73
4"	8"	\$232.44
6"	6"	\$217.83
6"	8"	\$256.40
6"	10"	\$295.10
8"	8"	\$280.32
8"	10"	\$320.86
8"	12"	\$361.24


72" WIDTH

H	D	\$
4"	4"	\$189.14
4"	6"	\$232.68
4"	8"	\$276.01
6"	6"	\$258.10
6"	8"	\$303.29
6"	10"	\$348.64
8"	8"	\$330.54
8"	10"	\$377.71
8"	12"	\$424.71


84" WIDTH

H	D	\$
4"	4"	\$219.45
4"	6"	\$269.62
4"	8"	\$319.58
6"	6"	\$298.39
6"	8"	\$350.18
6"	10"	\$402.17
8"	8"	\$380.75
8"	10"	\$434.59
8"	12"	\$488.19

FINISHES



Antique Cherry




Black Cherry



Brown Mahogany



Early American



Espresso



Golden Oak




Honey Dew



Onyx




Pecan




Puritan Pine



Rosewood



Walnut



White



Unfinished

RIVERWOOD



36" WIDTH

H	D	\$
4"	4"	\$98.22
4"	6"	\$121.81
4"	8"	\$145.32
6"	6"	\$137.28
6"	8"	\$162.62
6"	10"	\$188.02
8"	8"	\$179.90
8"	10"	\$207.14
8"	12"	\$234.28

48" WIDTH

H	D	\$
4"	4"	\$128.54
4"	6"	\$158.77
4"	8"	\$188.88
6"	6"	\$177.57
6"	8"	\$209.50
6"	10"	\$241.56
8"	8"	\$230.11
8"	10"	\$264.00
8"	12"	\$297.76

60" WIDTH

H	D	\$
4"	4"	\$158.83
4"	6"	\$195.73
4"	8"	\$232.44
6"	6"	\$217.83
6"	8"	\$256.40
6"	10"	\$295.10
8"	8"	\$280.32
8"	10"	\$320.86
8"	12"	\$361.24


72" WIDTH

H	D	\$
4"	4"	\$189.14
4"	6"	\$232.68
4"	8"	\$276.01
6"	6"	\$258.10
6"	8"	\$303.29
6"	10"	\$348.64
8"	8"	\$330.54
8"	10"	\$377.71
8"	12"	\$424.71


84" WIDTH

H	D	\$
4"	4"	\$219.45
4"	6"	\$269.62
4"	8"	\$319.58
6"	6"	\$298.39
6"	8"	\$350.18
6"	10"	\$402.17
8"	8"	\$380.75
8"	10"	\$434.59
8"	12"	\$488.19

FINISHES



Antique Cherry




Black Cherry



Brown Mahogany



Early American



Espresso



Golden Oak



Honey Dew



Onyx




Pecan



Puritan Pine



Rosewood



Walnut



White



Unfinished

SANDBLASTED



36" WIDTH

H	D	\$
4"	4"	\$98.22
4"	6"	\$121.81
4"	8"	\$145.32
6"	6"	\$137.28
6"	8"	\$162.62
6"	10"	\$188.02
8"	8"	\$179.90
8"	10"	\$207.14
8"	12"	\$234.28

48" WIDTH

H	D	\$
4"	4"	\$128.54
4"	6"	\$158.77
4"	8"	\$188.88
6"	6"	\$177.57
6"	8"	\$209.50
6"	10"	\$241.56
8"	8"	\$230.11
8"	10"	\$264.00
8"	12"	\$297.76

60" WIDTH

H	D	\$
4"	4"	\$158.83
4"	6"	\$195.73
4"	8"	\$232.44
6"	6"	\$217.83
6"	8"	\$256.40
6"	10"	\$295.10
8"	8"	\$280.32
8"	10"	\$320.86
8"	12"	\$361.24


72" WIDTH

H	D	\$
4"	4"	\$189.14
4"	6"	\$232.68
4"	8"	\$276.01
6"	6"	\$258.10
6"	8"	\$303.29
6"	10"	\$348.64
8"	8"	\$330.54
8"	10"	\$377.71
8"	12"	\$424.71

84" WIDTH

H	D	\$
4"	4"	\$219.45
4"	6"	\$269.62
4"	8"	\$319.58
6"	6"	\$298.39
6"	8"	\$350.18
6"	10"	\$402.17
8"	8"	\$380.75
8"	10"	\$434.59
8"	12"	\$488.19


FINISHES



Antique Cherry




Black Cherry



Brown Mahogany



Early American



Espresso




Golden Oak



Honey Dew




Onyx




Pecan



Puritan Pine



Rosewood



Walnut



White



Unfinished

HANDHEWN



36" WIDTH

H	D	\$
4"	4"	\$98.22
4"	6"	\$121.81
4"	8"	\$145.32
6"	6"	\$137.28
6"	8"	\$162.62
6"	10"	\$188.02
8"	8"	\$179.90
8"	10"	\$207.14
8"	12"	\$234.28

48" WIDTH

H	D	\$
4"	4"	\$128.54
4"	6"	\$158.77
4"	8"	\$188.88
6"	6"	\$177.57
6"	8"	\$209.50
6"	10"	\$241.56
8"	8"	\$230.11
8"	10"	\$264.00
8"	12"	\$297.76

60" WIDTH

H	D	\$
4"	4"	\$158.83
4"	6"	\$195.73
4"	8"	\$232.44
6"	6"	\$217.83
6"	8"	\$256.40
6"	10"	\$295.10
8"	8"	\$280.32
8"	10"	\$320.86
8"	12"	\$361.24


72" WIDTH

H	D	\$
4"	4"	\$189.14
4"	6"	\$232.68
4"	8"	\$276.01
6"	6"	\$258.10
6"	8"	\$303.29
6"	10"	\$348.64
8"	8"	\$330.54
8"	10"	\$377.71
8"	12"	\$424.71


84" WIDTH

H	D	\$
4"	4"	\$219.45
4"	6"	\$269.62
4"	8"	\$319.58
6"	6"	\$298.39
6"	8"	\$350.18
6"	10"	\$402.17
8"	8"	\$380.75
8"	10"	\$434.59
8"	12"	\$488.19


FINISHES



Antique Cherry




Black Cherry



Brown Mahogany



Early American



Espresso



Golden Oak



Honey Dew




Onyx




Pecan



Puritan Pine



Rosewood



Walnut



White



Unfinished

PECKY CYPRESS



36" WIDTH

H	D	\$
4"	4"	\$98.22
4"	6"	\$121.81
4"	8"	\$145.32
6"	6"	\$137.28
6"	8"	\$162.62
6"	10"	\$188.02
8"	8"	\$179.90
8"	10"	\$207.14
8"	12"	\$234.28

48" WIDTH

H	D	\$
4"	4"	\$128.54
4"	6"	\$158.77
4"	8"	\$188.88
6"	6"	\$177.57
6"	8"	\$209.50
6"	10"	\$241.56
8"	8"	\$230.11
8"	10"	\$264.00
8"	12"	\$297.76

60" WIDTH

H	D	\$
4"	4"	\$158.83
4"	6"	\$195.73
4"	8"	\$232.44
6"	6"	\$217.83
6"	8"	\$256.40
6"	10"	\$295.10
8"	8"	\$280.32
8"	10"	\$320.86
8"	12"	\$361.24


72" WIDTH

H	D	\$
4"	4"	\$189.14
4"	6"	\$232.68
4"	8"	\$276.01
6"	6"	\$258.10
6"	8"	\$303.29
6"	10"	\$348.64
8"	8"	\$330.54
8"	10"	\$377.71
8"	12"	\$424.71


84" WIDTH

H	D	\$
4"	4"	\$219.45
4"	6"	\$269.62
4"	8"	\$319.58
6"	6"	\$298.39
6"	8"	\$350.18
6"	10"	\$402.17
8"	8"	\$380.75
8"	10"	\$434.59
8"	12"	\$488.19


FINISHES



Antique Cherry




Black Cherry



Brown Mahogany



Early American



Espresso




Golden Oak



Honey Dew




Onyx




Pecan




Puritan Pine



Rosewood



Walnut



White



Unfinished

KNOTTYPINE



36" WIDTH

H	D	\$
4"	4"	\$98.22
4"	6"	\$121.81
4"	8"	\$145.32
6"	6"	\$137.28
6"	8"	\$162.62
6"	10"	\$188.02
8"	8"	\$179.90
8"	10"	\$207.14
8"	12"	\$234.28

48" WIDTH

H	D	\$
4"	4"	\$128.54
4"	6"	\$158.77
4"	8"	\$188.88
6"	6"	\$177.57
6"	8"	\$209.50
6"	10"	\$241.56
8"	8"	\$230.11
8"	10"	\$264.00
8"	12"	\$297.76

60" WIDTH

H	D	\$
4"	4"	\$158.83
4"	6"	\$195.73
4"	8"	\$232.44
6"	6"	\$217.83
6"	8"	\$256.40
6"	10"	\$295.10
8"	8"	\$280.32
8"	10"	\$320.86
8"	12"	\$361.24

72" WIDTH

H	D	\$
4"	4"	\$189.14
4"	6"	\$232.68
4"	8"	\$276.01
6"	6"	\$258.10
6"	8"	\$303.29
6"	10"	\$348.64
8"	8"	\$330.54
8"	10"	\$377.71
8"	12"	\$424.71

84" WIDTH

H	D	\$
4"	4"	\$219.45
4"	6"	\$269.62
4"	8"	\$319.58
6"	6"	\$298.39
6"	8"	\$350.18
6"	10"	\$402.17
8"	8"	\$380.75
8"	10"	\$434.59
8"	12"	\$488.19


FINISHES



Antique Cherry




Black Cherry



Brown Mahogany



Early American




Espresso



Golden Oak




Honey Dew



Onyx




Pecan




Puritan Pine



Rosewood



Walnut



White



Unfinished

Architectural Specifications

Architectural Bling Polyurethane



1.1 Product Description

-
- 1.1.1 Architectural Bling pounds per cubic foot. The Architectural Bling urethane process provides a greater skin density than core density for increased durability.
-
- 1.1.2 All products are manufactured with a white or semi-white color coating. Further, these products receive a primer coat finish before they are shipped to customers. The combination of the integral shell-like skin, the barrier coat, and the primer top coat provide an excellent substrate for durable finishes.
-
- 1.1.3 Ultra violet rays do not affect properly coated products.
-
- 1.1.4 The compressive strength of polyurethane products falls within the 300-400 P.S.I. range. (The parts are not intended for structural use).
-
- 1.1.5 The tensile strength of polyurethane products falls within the 350-400 P.S.I. range. (The parts are not intended for structural use.)
-
- 1.1.6 The degree of flexibility of any given polyurethane product is determined by the size and shape of its cross section.
-
- 1.1.7 Architectural Bling urethane has a closed cell structure which provides protection from most solvents and renders it almost completely hydrophobic. It will not rot.
-
- 1.1.8 All Architectural Bling urethane products do not support the growth of mildew and fungus and further provide no nutritional value for other organisms such as small rodents.
-

1.2 Submittals

-
- 1.2.1 Submit Architectural Bling urethane product data and shop drawings for customer approval.
-

2.1 Acceptable Manufacturer

-
- 2.1.1 Architectural Bling, Inc.
1410 G Avenue
Plano, TX 75074
Phone: 214.613.2285
Email: Admin@ArchitecturalBling.com
Web: ArchitecturalBling.com
-

3.1 Installation

-
- 3.1.1 Architectural Bling, Inc. urethane products are handled in the same manner as wood millwork.
-
- 3.1.2 Architectural Bling adhesives: refer to model PL Premium.
-
- 3.1.3 Fasteners refer to nails, screws, bolts etc.
-
- 3.1.4 Architectural Bling adhesives and fasteners must be used for installing all Architectural Bling products on concrete, metal, vinyl or wood. Adhesive must be used on all joints to ensure the beauty of your installation for years to come.
-

Architectural Specifications

Architectural Bling Polyurethane



3.2 Finishing

- 3.2.1 Architectural Bling, Inc. products are supplied with a white or beige primer base coat, ready for finishing top coat. A good quality exterior or latex or oil base paint may be used on rigid Architectural Bling product. The surface must be clean, dry, and free from all greases or waxes before all finish work has begun.
-

3.3 Warranty

- 3.3.1 Architectural Bling, Inc. warrants its urethane product upon the following conditions against defects in materials and workmanship for the product's lifetime when used and installed under recommended conditions. Purchaser and installer must inspect each piece prior to installation. Both parties waive all defects which could have been discovered by reasonable inspection prior to installation.
- 3.3.2 Warranty will automatically be void if Architectural Bling installation methods are not used as per section on Installation.
- 3.3.3 In the event claim is made under this warrant, Architectural Bling has the right to inspect the part and determine at their discretion, that the parts supplied are defective. Architectural Bling will repair, or if necessary, replace the defective parts if returned freight prepaid to Architectural Bling place of manufacturing. If Architectural Bling determines the parts cannot be repaired or replaced, Architectural Bling will refund to the distributor the amount paid to Architectural Bling for the said defective parts.
- 3.3.4 Architectural Bling shall have no liability to any person, firm, or corporation whatsoever for incidental or consequential damages such as but not limited to labor, finishing, parts damaged by freight carriers, freight, installation, lost profits, and lost sales or the like.
- 3.3.5 No purchaser may take any deduction or credit against any amount owed to Architectural Bling or make any charge back without the expressed written consent of Architectural Bling, Inc..
- 3.3.6 No purchaser may take any deduction or credit against any amount owed to Architectural Bling or make any charge back without the expressed written consent of Architectural Bling, Inc..
-

Section 1 General Product & Company Information

Address	Architectural Bling, Inc. Dallas Design Community 4020 N MacArthur Blvd - Suite 122-270 Irving, TX 75062
Telephone	214.613.2285
Chemical Name	MSDS Polyurethane

Section 2 Hazardous Ingredients

Hazards	None Known
---------	------------

Section 3 Physical / Chemical Characteristics

Density	5 - 42 lbs per cubic foot
Boiling Point Vapor	N/A Material is Solid
Pressure Melting	N/A Material is Solid
Point Vapor Density	N/A
Evaporation Rate	N/A
Appearance	N/A
Odor	Exterior - White, Off-White, or Yellow Interior - White or Yellow None

Section 4 Fire & Explosion Hazard Data

Flash Point	in EXCESS of 750 degrees F
Extinguishing Method	Dry Chemical, CO2, Foam, or Water
Special Fire fighting Procedures	Wear approved self-contained breathing apparatus
Unusual Fire & Explosion Hazard	N/A zero VOC

Section 5 Reactivity Data

Stability	Stable - Yes Unstable - No
Conditions to Avoid	Avoid an open flame in Excess of 750 degrees F
Hazardous Decomposition Products	Combustion may form CO, CO2, Benzene, Nitrogen Oxides, and/or Hydrogen Cyanide.
Hazardous Polymerization	None will occur

Section 6 Health Hazard Data

Acute	Cutting, Grinding, or Sanding polyurethane foam can generate dust. This dust may cause respiratory irritation if inhaled.
Routes of Entry	
Skin	Possible
Ingestion	Possible
Threshold Limit Value (TLV)	None Established
Chronic	None Known
Signs/Symptoms of Exposure	Eye and/or respiratory tract irritation. Redness and/or swelling on areas of contact.
Emergency/First Aid	
Inhalation	Remove from area if dust is inhaled. Consult physician if irritation continues.
Eye Contact	Flush eyes with water. Consult physician if irritation continues.

Section 7 Precautions for Safe Handling and Disposal:

Waste Disposal Method:	Disposal in accordance with local, state, and federal regulations for disposal of solid waste.
Special Precautions:	N/A N/A
Steps to be taken if material is released or spilled	

Section 8 Control Measures

Respiratory Protection:	No Respirator necessary.
Ventilation:	Adequate ventilation when cutting or sanding is required.
Protective Gloves:	Not necessary, but suggested.
Eye Protection:	Safety glasses with eye shields when cutting or moving.
Other Protective Clothing or Equipment:	Eye wash station should be available.

NOTE: All information in this document is believe to be accurate as of 8/1/2015

Architectural Bling® Thermoformed PVC Millwork General Information & Limited Lifetime Warranty

Architectural Bling warrants its line of PVC products including those listed below, as follows

Architectural Bling warrants to the owner of a property on which any of the above products have been installed that they are free from manufacturing defects which result in cracking, splitting, and excessive fading under normal weather conditions for a lifetime. This warranty is subject to the following limitations

1. The warranted product must have been installed in accordance with the manufacturer's installation instructions. Products not installed in this manner will not be warranted.
2. Architectural Bling shall solely determine whether the product was installed according to its installation instructions.
3. In the case of a claim of excessive fading, the homeowner is advised that some degree of fading over time is expected. Therefore, Architectural Bling shall solely determine whether the amount of fading in any particular case is excessive. Architectural Bling will not be held responsible for fading, peeling, cracking or any other deterioration of finishes applied by any third parties.
4. The owner shall have the burden of establishing to Architectural Bling's reasonable satisfaction the date of purchase of the product on which a claim is made.
5. In the event of a claim during the warranty period, Architectural Bling at its sole option will either a) repair or replace the warranted product's without charge to the owner, or b) if Architectural Bling is unable to repair the product in a commercially reasonable fashion and if Architectural Bling is unable to replace the product for example, because it has been discontinued, or notwithstanding that the product may be repaired or replaced, the homeowner nevertheless chooses to accept a refund, Architectural Bling will refund to the homeowner a sum equal to the actual price paid for the product at the time of purchase less reasonable depreciation from the date of purchase, which shall be determined as outlined above, to the date of the claim.
6. This warranty excludes reasonable travel expenses and labor charges incurred by Architectural Bling and/or its contractors in removing and/or replacing a warranted product.
7. If Architectural Bling attempts a reasonable number of times to repair a defective product under this warranty but those attempts are unsuccessful, Architectural Bling at its option may either replace the product or pay a refund to the homeowner as provided above.
8. This warranty will not cover claims for the following a) damage to or failure of a warranted product resulting from acts of the owner or the installer, b) damage to or failure of the product resulting from unreasonable use or the failure to reasonably maintain the product after the date of purchase.
9. THE PROVISIONS OF THIS WARRANTY ARE IN LIEU OF ANY OTHER WARRANTY EXPRESS OR IMPLIED INCLUDING SPECIFICALLY, BUT NOT LIMITED TO ANY WARRANTY OF MERCHANTABILITY OR FITNESS FOR A PARTICULAR PURPOSE.
10. THE OBLIGATIONS AND LIABILITIES OF ARCHITECTURAL BLING UNDER THIS WARRANTY OR UNDER ANY IMPLIED WARRANTY WHICH IS APPLICABLE DESPITE THE PRECEDING DISCLAIMER ARE IN LIEU OF ALL OTHER OBLIGATIONS OR LIABILITIES INCLUDING, WITHOUT LIMITATION, LIABILITY FOR INCIDENTAL, CONSEQUENTIAL AND/OR ANY OTHER DAMAGES BASED UPON ANY THEORY OF RECOVERY AT LAW OR IN EQUITY INCLUDING SPECIFICALLY ANY THEORY OF NEGLIGENCE, BREACH OF CONTRACT, BREACH OF WARRANTY, OR STRICT LIABILITY.

Architectural Bling® Urethane Millwork General Information & Limited Lifetime Warranty

Before you use or install any Architectural Bling urethane products, please review the information below.

Architectural Bling urethane products:

- Should be used for decorative applications only (unless clearly stated otherwise in catalog)
- Easier to repair than wood. With the use of wood filler or automotive filler, dents or gashes of any size can be quickly filled.
- Will resist all natural elements, except for direct sunlight to the unpainted yellow/tan underside of the millwork. Urethane products must be properly painted within 30 days of installation. We recommend painting the product before installation and touching it up after installation is completed. Exterior products must be painted with an exterior grade 100% acrylic latex paint and UV protectant as needed.
- It is important to fill damaged or cut surfaces within a few days.
- Withstand temperatures of above 140°F.
- Should never be installed with mechanical fasteners only. Best installation requires non-corrosive fasteners along with urethane base PL Premium Adhesive.
- Smaller molding profiles should not be stored in extreme heat. Architectural Bling urethane products should be acclimated for two days prior to installation.
- May require altered installation procedures to meet local specifications. Please check local building codes prior to installing.

Architectural Bling Urethane Millwork Limited Lifetime Warranty

Architectural Bling provides a LIFETIME WARRANTY to the original purchaser of our line of urethane millwork. This LIFETIME WARRANTY provides that the urethane material will be free from manufacturer defects in material and workmanship under approved normal use.

If a defect is discovered in an Architectural Bling urethane product and the above conditions have been met, the customer should notify us in writing within thirty (30) days of discovering the said defect. The customer may be required to return the product to Architectural Bling for evaluation when applicable. Architectural Bling will then review the product and installation methods, and determine if replacement, repair, or refund is appropriate. This warranty does not cover or include labor, transportation costs, or any other expenses incurred in connection with the purchase, use, or installation of the item(s). Replacements, repairs, or refunds are the only options under this limited warranty.

Architectural Bling defines seacoast as within three (3) miles from a coastal seashore. If you live in a seacoast environment, the warranty coverage is different for certain product components due to environmental factors, such as salt spray and other abrasive materials. Additional maintenance including preferred coatings is required in a seacoast environment.

This limited warranty does not cover damage from the result of mishandling in transportation, acts of God, customer modifications, vandalism, misuse, abuse, improper maintenance, unreasonable care, or other causes that did not arise from manufacturer defects in workmanship and/or materials. No person, retailer, sales rep, dealer, service facility, or entity of any type is authorized to change, modify, or amend the terms of this limited warranty in any manner. Architectural Bling shall not be liable to the customer or to any other entity for any incidental or consequential damages or loss of profit from any defect in any items.

Architectural Bling® PVC Millwork General Information & Limited Lifetime Warranty

Terms: Subject to the terms and conditions of this Warranty, Architectural Bling warrants to the Homeowner that PVC products are free from manufacturing defects in material and workmanship if installed according to our installation instructions, and will not rot, peel, flake, corrode, blister, split, chip, fade excessively or fade unevenly when exposed evenly. While you own your home, this Warranty will remain in effect for your lifetime. This warranty is not transferable. Architectural Bling reserves the right to discontinue, modify or otherwise alter any of its products, including color, without prior notice. This Warranty is made exclusively and specifically to the person(s) who both owns and continuously resides in the home on which the products are installed (herein "Homeowner") if that person is the original purchaser of Architectural Bling's product(s) covered under this warranty. This warranty is also made to a Homeowner who purchases a newly constructed residence on which the product is installed directly from the builder. Where Architectural Bling's product(s) are installed on a structure (i) not occupied exclusively by the Homeowner (including his or her immediate family), (ii) used for income producing purposes, or (iii) used in a public or semi-public application, such as (but not limited to) a condominium, apartment building, house of worship, school, medical facility, senior living facility, government building, hotel, etc., then the warranty is made solely to the original owner of the structure ("Commercial Owner") and is not transferable.

The term of the Commercial Owner's warranty is 50 years, prorated below. If Architectural Bling determines that its product(s) have a manufacturing defect covered under the Terms of this Warranty, Architectural Bling will at its option, either (1) refund the purchase price of the material, or (2) replace any product it determines has a manufacturing defect. In no event shall ABling be responsible for any labor charges. In the event of repair, replacement, refinishing or coating, the warranty applicable to the original product(s) shall apply to the repaired, replaced, refinished or coated product and will extend for the balance of the original term of the warranty period. These remedies are the sole remedies for any defect of the product.

Number of years after installation	Covered on prorated basis:
Up to 5	100%
6	80%
7	80%
8	70%
9	60%
10-12	50%
13-15	30%
16-50	20%

Normal Weathering is defined as exposure to ultraviolet sun light and extremes of weather and atmosphere, which will cause any colored or painted surface to fade, darken, chalk or acquire a surface accumulation of dirt or stains. The severity of these conditions depends on air quality, the geographic location of the property and other local conditions over which ABling has no control. ABling shall determine, at its discretion, whether the siding is suffering from normal weathering (which is not covered by warranty). This conclusion shall be based on whether the product(s) evidences a change in color in excess of the Hunter Units as calculated according to ASTM D2244, as outlined in the chart herein. Product(s) must have been exposed to the same weathering conditions and not partially covered by other materials such as shutters, awnings, porticos or other materials.

Owner	Normal Delta E	Proration Schedule
Original Homeowner	4	100%
Commercial Homeowner	4	Follows product coverage above

THIS WARRANTY IS GIVEN IN LIEU OF ALL OTHER WARRANTIES, LIABILITIES OR OBLIGATIONS OF ARCHITECTURAL BLING, INC, EITHER EXPRESSED OR IMPLIED, EXCEPT THAT THE DURATION OF ANY IMPLIED WARRANTIES OF MERCHANTABILITY AND FITNESS FOR A PARTICULAR PURPOSE ARE LIMITED IN TIME TO THE DURATION OF THIS WARRANTY. ARCHITECTURAL BLING SHALL IN NO EVENT BE LIABLE FOR CONSEQUENTIAL OR INCIDENTAL OR SPECIAL DAMAGES OF ANY KIND. YOUR EXCLUSIVE REMEDY SHALL BE ENFORCEMENT OF THIS WARRANTY UPON THE TERMS AND CONDITIONS HERIN CONTAINED. NO REPRESENTATIVE OF ARCHITECTURAL BLING OR ITS DISTRIBUTORS OR DEALERS IS AUTHORIZED TO MAKE ANY CHANGE OR MODIFICAITON TO THIS WARRANTY.

Some States do not allow limitations on how long an implied warranty lasts, so the foregoing limitation may not apply to you.

Some States do not allow the exclusion or limitation of incidental or consequential damages, so the above limitation or exclusion may not apply to you.

Architectural Bling PVC Millwork Limited Lifetime Warranty

Architectural Bling provides a LIFETIME WARRANTY to the original purchaser of our line of PVC millwork. This LIFETIME WARRANTY provides that the PVC material will be free from manufacturer defects in material and workmanship under approved normal use.

Architectural Bling's warranty covers only manufacturing defects identified above. This warranty does not cover damage caused by other factors, including but not limited to: normal weathering (defined below), misuse, negligence or improper installation, failure to provide reasonable maintenance to prevent accumulation of dirt, mildew, staining materials, pollution, exposure to chemical products or incompatible cleaners, alterations like applying incompatible coatings, stains or varnishes (see technical information for compatible coatings if any), improper handling or storage, defects in the wall structure (materials or construction) on which Architectural Bling's products are installed which cause failure, such as movement, cracking or settling of the wall, foundation or building, deformation caused by high heat sources including but not limited to grills, fire pits, foil sheathing, low e-glass windows and low e-glass doors, damage caused by animals or insects, impact of foreign objects, hail, lightning, fire, hurricane, tornadoes, or other Acts of God, vandalism, intentional damage, riot or insurrection.

The claimant must provide date of installation and proof of property ownership. The claimant may be required to submit a sample of the defective materials for analysis. This sample may need to be removed from the property at the property owner's expense. Architectural Bling will analyze the material claimed to be defective and determine the validity of the claim.



The Architectural Bling Collections

3D Wall Panels
Crown Moulding
Crown Moulding Systems
Moulding Blocks
Panel Moulding
Panel Moulding Systems
Casing
Baseboard
Rosettes
Appliques & Onlays
Drops & Swags
Stair Brackets
Sconces & Shelves
Brackets
Corbels
Niches
Ceiling Medallions
Ceiling Rings
Ceiling Domes
Ceiling Tiles

Plinths & Bases
Capitals
Surrounds
Balustrade
Rustic Timber Brackets
Rustic Timber Corbels
Rustic Timber Raftertails
Rustic Timber Outlookers
Rustic Timber Gable Brackets
Rustic Timber Gable Vents
PVC Gable Vents
Urethane Gable Vents
Steel Brackets
Iron Brackets
Wood Ceiling Medallions
Wood Crown Moulding
Wood Brackets
Wood Corbels
Wood Capitals & Bases
Wood Cabinet Columns

214.613.2285

Sales@ArchitecturalBling.com



174368

ARCHITECTURAL
BLING Inc.
Phone 214.613.2285
4020 N MacArthur Blvd.
Suite 122-270
IRVING, Tx 75038

www.ArchitecturalBling.com