



*Architectural Custom Manufactured Decorative Foam Products*

Arches, Brackets,  
Columns, Medallions,  
Quatrefoils, Quoins,  
Shutters, Simulated  
Wood Beams & Brackets

...



~ EXTERIOR CONSTRUCTION ~



Entry Walls with Molding, Arch Molding and Ball & Caps



Brackets, Molding and Arches with Columns



Entry Wall with Molding, Columns and Wall Treatment



Medallion with Molding, Columns, Molding, Pedestals & Ball Caps



Arches with Columns, Balustrade and Bracket



Molding  
Quatrefoils  
Arches



Entrance with Header and Cut Coral Spiral Columns with Corinthian Caps

~ EXTERIOR CONSTRUCTION ~

Window Balcony w/Balusters & Brackets under eave



Arch and Molding around Garage Door



Arch Header and Spiral Columns w/Corinthian Caps Moldings



Shutters Molding



Brackets Medallions

Balustrades Molding

Arch Moulding above Columns



Molding Window Sills Columns Arches



Molding Window Shutters



Brackets, Window Treatments, Arches, Columns, Column Caps



Brackets Arches Columns

~ EXTERIOR CONSTRUCTION ~




Molding, Balustrades, Arch entrance



Smooth Finish Brackets under eaves - see enlarged inset



Molding, Sills and Arches



Molding, Arches and Columns



Molding, Brackets and Arch Window Surrounds



Molding, Wall Treatments and Arches



Brackets, Decorative Elements, Large Arch Window

~ EXTERIOR CONSTRUCTION ~



Molding and Columns



Arches around garage & window, Quatrefoil & Columns w/Corinthian Caps



Molding

Molding



Molding

Window Surrounds, Columns and Arch



Columns w/Corinthian Caps, Molding, and Window Surrounds



Molding and Columns w/Corinthian Caps  
Arches w/Keys around garage doors and windows



Moldings, Quatrefoil in gable

Arch Molding above columns, door and garage door

~ EXTERIOR CONSTRUCTION ~



Balustrades, Molding, Quoins and Arches



Molding, Arch Windows, Wall Caps, Quoins and Arch



Molded Angels and Arch Entryways with Columns



Arch Header and Molding



Quoins, Balcony Decor and Quatrefoil



Molding and Columns



Quoins, Oval Window, Window Surrounds and Molding


~ INTERIOR CONSTRUCTION ~



Ceiling Tiles and Medallion



Wall Treatment, Molding and Sills



Wall Panel with Arch and Columns



Columns with Caps and Bases



Wall Treatment with Arches, Molding and Sills



Trade Show Booth with Columns, Molding, Wall Treatment and Fireplace Surround



Home Theatre with Ceiling Treatment, Molding and Columns



Trade Show Booth with Columns, Molding, and Pineapple Caps

~ INTERIOR CONSTRUCTION ~




Tray Ceiling with Molding



Wall Panel, Molding and Applique



Columns and Arches with Appliques



Wall Molding around pictures and sconces



Wall Molding around pictures



Columns with Corinthian Caps and Molding above columns



Columns with Caps and Bases and Wall Molding



Trade Show Booth with Columns and Molding



# ~ COLUMNS ~

## About our Products...

Columns and ornamental stone (usually made of heavy, costly concrete) are now easily made for much less no matter how intricate the design and easily installed without the use of heavy equipment. One person can lift and carry a column. Several columns can be transported or shipped at a much lower cost than wood or concrete. They come in standard or custom shapes and large quantities can be turned out quickly saving time and money.

Columns are available in any height & diameter and can be coated in our Sand, Patch, Two-Tone Patch, or Cut Coral finishes.



SPIRAL

TAPERED

SQUARE

BELLY



FLUTED



ROUND



FLAT  
with recess


## WRAP COLUMNS AROUND POSTS

Columns with Caps and Bases can be cut in half to wrap around square or round posts.



~ MARBLE/STONE AND MOLDED COLUMNS ~

*Insert Marble Tiles into our Pre-Slotted Columns. Create magnificent rooms with beautiful Columns that coordinate with Marble, Tile or Wood Flooring.*



*Beautifully made Pilasters and Columns*



- Columns Available in Any Size
- Center or Corner Slots
- Light Weight and Easy to Install
- Insert Any Color Marble, Wood or Tile to Match or Coordinate with Flooring
- Patent Pending

Columns come unpainted and are shown finished.

~ BRACKETS/CORBELS ~

*Fabricated*  
Available in any size.



B1  
18" x 6"w  
x 12" deep



B2  
13 1/2" x 8"w  
x 7 1/2" deep



B3  
19" x 8"w  
x 18" deep



B4  
In many  
sizes.



B5  
17" x 6"w  
x 10" deep



B6  
8" x 6"w  
x 8" deep



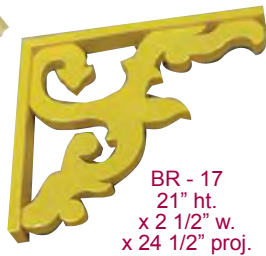
B7



B15



B16



BR - 17  
21" ht.  
x 2 1/2" w.  
x 24 1/2" proj.



B18



B19



BR - 47  
16" ht.  
x 4" w.  
x 8 1/2" proj.



B20

*Molded Urethane & Stone Cast*  
Custom Parts Available.



B9  
Stone Cast Bracket  
17" x 8"w  
x 9" deep



B10  
Stone Cast Bracket  
8 1/2" x 5"w  
x 4 1/2" deep



B11  
Stone Cast Bracket  
7" x 4 1/2"w  
x 2 1/2" deep



B12  
Urethane Bracket  
22" x 12 1/2"w  
x 7 1/2" deep



B13  
Urethane Bracket  
16" x 8"w  
x 8" deep



B14  
Stone Cast Bracket  
9" x 6"w x 4" deep



B21  
Urethane Bracket  
17" x 6"w  
x 6" deep



B22  
Urethane Bracket  
24" x 16"w  
x 9 1/2" deep



B23  
Urethane Bracket  
36" x 16"w  
x 15" deep

12" Ruler

~ BRACKETS/CORBELS ~

*Molded Urethane & Stone Cast*

Custom Parts Available.



BR - 48  
18" ht. x 11" w.  
x 8" proj.



BR - 49  
22 1/4" ht. x  
8 1/4" w.  
x 8" proj.



BR - 52  
10 3/4" ht. x 3 1/4" w.  
x 3" proj.



BR - 53  
11" ht. x  
4 1/2" w.  
x 4" proj.



BR - 54  
10 1/2" ht. x 5" w.  
x 5" proj.



BR - 50  
15" ht x 6" w.  
x 8 1/2" proj.



BR - 51  
7" ht x 3 1/4" w.  
x 4" proj.



BR - 33  
10 1/2" ht.  
x 6 1/4" w.  
x 6 1/4" proj.



BR - 34  
14" ht.  
x 14" w.  
x 7 1/2" proj.



BR - 35  
12 1/4" ht.  
x 4" w.  
x 5" proj.



BR - 36  
11" ht.  
x 11" w.  
x 7" proj.



BR - 38  
14 1/4" ht.  
x 6 1/2" w.  
x 8" proj.



BR - 39  
18 3/4" ht.  
x 12 5/8" w.  
x 7" proj.



BR - 40  
54" ht.  
x 8" w.  
x 14 3/4" proj.

Brackets come unpainted and some are shown finished.

~ BRACKETS/CORBELS ~

*Molded Urethane & Stone Cast*



BR - 41  
41 3/4" ht.  
x 8 1/2" w.  
x 6 3/4" proj.



BR - 42  
26 1/4" ht.  
x 9 1/4" w.  
x 4 3/4" proj.



BR - 43  
15 1/4" ht.  
x 7 1/4" w.  
x 6" proj.



BR - 44  
34" ht.  
x 9" w.  
x 10 1/2" proj.



BR - 45  
10 1/2" ht.  
x 3" w.  
x 2" proj.



BR - 46  
11" ht.  
x 4 1/2" w.  
x 4" proj.



BR - 25  
18" ht.  
x 11 1/2" w.  
x 7" proj.

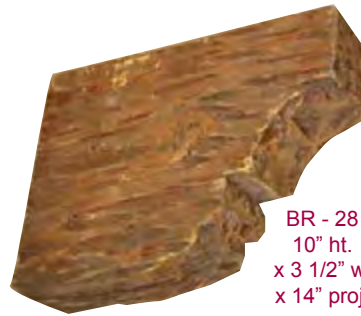


BR - 26  
9 5/8" ht.  
x 7 3/4" w.  
x 5 1/4" proj.

*Wood Brackets (simulated)*



BR - 27  
7 1/2" ht.  
x 3 1/4" w.  
x 37" proj.



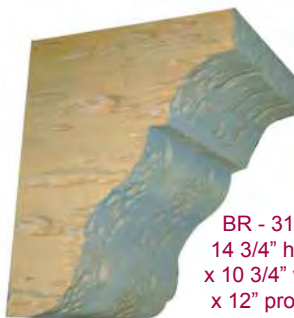
BR - 28  
10" ht.  
x 3 1/2" w.  
x 14" proj.



BR - 29  
15 1/4" ht.  
x 5 3/8" w.  
x 6 3/4" proj.



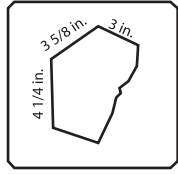
BR - 30  
10 1/4" ht.  
x 5 1/4" w.  
x 8 3/4" proj.



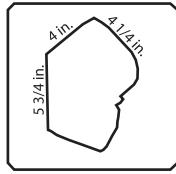
BR - 31  
14 3/4" ht.  
x 10 3/4" w.  
x 12" proj.

Brackets come unpainted and some are shown finished.

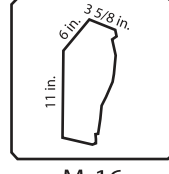
~ WOOD BRACKETS (simulated) ~



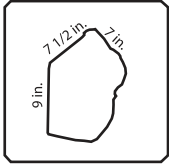
M-09



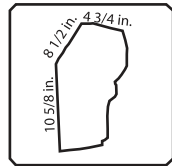
M-12



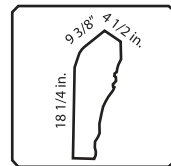
M-16



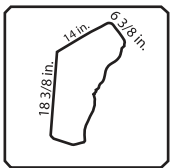
M-20



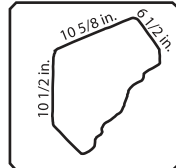
M-22



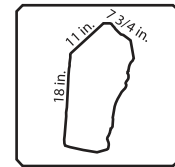
M-23



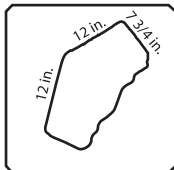
M - 25



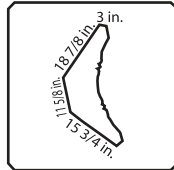
M-26



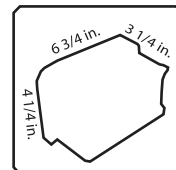
M - 30



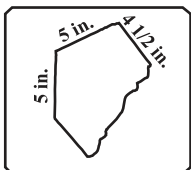
M-31



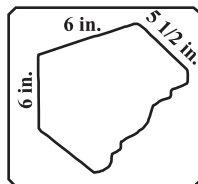
M-60



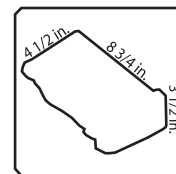
F-03



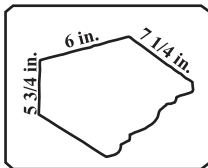
STC 10



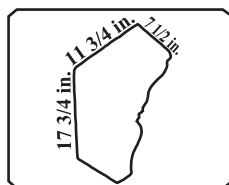
STC 15



F-04



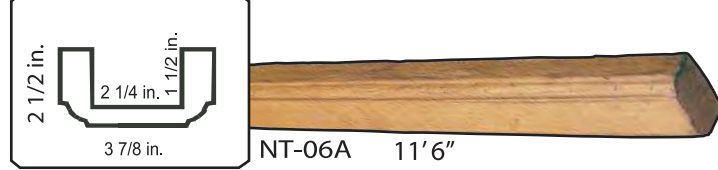
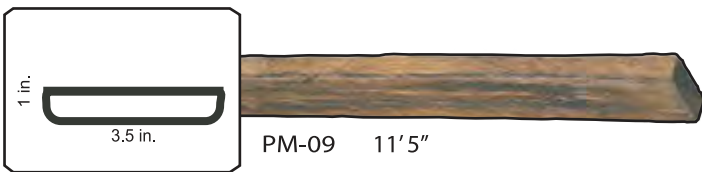
STC 20



STC 25



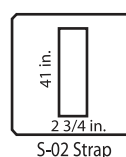

# ~ WOOD BEAMS (simulated) ~



All Beams are available in a Walnut Finish or Unfinished. When ordering an Unfinished Beam, place a "U" after the item code. (Example T 17U)

## INSTALLATION

1. Secure a wood block to the ceiling every 4 to 5 feet.
2. Slide the opening of the beam over the wooden blocks.
3. Place a line of silicone caulk on the beam.
4. Attach two screws/nails into the side of the beam. This will secure the beam to the ceiling.



~ FAUX WOOD BRACKETS ~

*Custom Architectural Foam Building Shapes*



**WW 106**



**WW 107**



**WW 108**



**WW 109**



**WW 101**



**WW 102**



**WW 103**



**WW 104**



**KB 109**



**KB 110**



**KB 111**



**KB 112**



**KB 107**



**KB 108**



**KB 101**



**KB 102**



**KB 103**



**KB 104**



**KB 105**



**KB 106**



# Custom Made Products for the Sign - Prop - Advertising Industries



Entry To Community



Entry To Community



Advertising and Props



Advertising and Props



Advertising and Props



Advertising and Props



Advertising and Props



Signage



Advertising and Props

## We make any size or shape

~ FLEXIBLE MOLDINGS & APPLIQUES ~



U108  
6" ht.  
x 3/4" p.



U109  
4" ht.  
x 5/8" p.



U110  
2 1/2" ht.  
x 1 3/4" p.



U111 1" ht. x 1" p.

*New Flexible Moldings  
install easily on  
curved walls!!*

Many sizes available.



*New  
Appliques*

Custom Designs in  
Any Shape or Size



DAP - 77  
96" w. x 21" ht.  
2" proj.



DAP - 78 50" w.  
x 10" ht. x 2" proj.



DAP - 71  
62 1/2" w.  
x 22" ht.  
3" proj.

Decorative Applique Armure  
with Achaean Leafs  
DAP-70 28" ht x 96" length



DAP - 72  
44" w.  
x 14" ht.  
2" proj.

DAP - 73  
54 1/2" w.  
x 12" ht.  
2" proj.



DAP - 74  
36" w.  
x 6 1/2" ht.  
1 1/2" proj.

DAP - 75  
40" w. x 8" ht.  
1 1/2" proj.



Appliques come unpainted and are  
shown finished.

Decorative Applique  
DAP-76 18" ht x 48" length  
x 3" proj.



~ COLUMN CAPS AND WALL CAPS ~

*Fancy Column Caps  
Corinthian*



Corinthian Caps Fits Columns 6" 8" 10" 12" 14" 16" 18" 20" 22" 24" diam.

*Wall Caps*



Pineapple - 19"h x 10" diam.  
Base - 21" x 21" x 11" or Any Size

*Temple of the Winds*



Temple of the Winds Cap  
Fits Columns 10" and 12" diam.

*Ionic*



Ionic Cap  
Fits Columns  
10" and 16" diam.

*Tulip*



Tulip Cap  
Fits Column 14" diam.



Pineapple - 10"h x 6" diam.  
Base - 15" x 15"



CLASSIC CORINTHIAN CAP  
12" ht. x 13" w. (top)  
Fits Column 8" diam.



TEMPLE OF THE WINDS HALF CAP  
12" ht. x 15" w. (top)  
and 9" (bottom) with 5" proj.



Ball and Cap Any Size



HALF CORINTHIAN NW CAP  
12 1/4" ht. x 20" w. (top)  
and 12" (bottom) with 4" proj.



PILLAR HALF CAP  
7 1/2" ht. x 8 1/4" w. (top)  
& 5 3/4" w. (bottom)  
2 1/4" proj. (top) and  
1" proj. (bottom)



Ball and Cap Any Size

Pedestal Cap Any Size

*Arch Wall  
Parapet Cap*



CLASSIC  
PILLAR HALF CAP  
7 1/2" ht. x  
14 3/4" w. (top)  
& 10" w. (bottom)  
7 1/2" proj. (top) and  
5" proj. (bottom)



CLASSIC IONIC HALF CAP  
7" ht. x 14" w.(top)

Column Caps come unpainted  
and some are shown finished.

## Stone Cast & Molded Urethane



Stone Cast looks and feels like Pre-cast but is 1/5th the weight.

Hard & durable like Pre-cast.

100% Cure Time in only 24 hours.

Save up to 75% on installation costs.

Moldings come unpainted and are shown finished.



L-9980  
10 ft. long  
16 1/2" ht. x 2" p.



L-9981  
9 ft. long  
8 1/2" ht. x 2" p.



L-9982  
9 ft. long  
9" ht. x 2 1/4" p.

## Smooth Finish



Decorative Trim  
Brackets  
Moldings  
Arches

Strong, light weight, extremely durable, and cost less than comparable products.

## Sunburst Pediment



Available in any size.

## Fancy Key



Available in any size.

## Window Surrounds with Sill

Available in many sizes.



## Key



Available in any size.

**~ MEDALLIONS AND CEILING TILES ~**



M 18  
23 1/2" ht.  
23 1/2" w.



M 19  
22" diam.  
3" proj.



M 20  
32" diam.  
2" proj.



M 21 16 1/2" diam.  
1 1/2" proj.



M 22  
37 1/2" diam.  
3 1/4" diam.  
ctr. hole



M 23  
24" diam.  
28 1/4" point to point  
3 5/8" diam.  
ctr. hole  
2" proj.

Medallions come unpainted and are shown finished.



M 24  
25" diam.  
3 1/2" proj.



M 25  
15" diam.  
2 1/4" proj.



M 26  
12" diam.  
4 1/2" proj.



M 27  
18" diam.  
1 1/2" proj.



M 28 10 1/4" ht. x 23 1/2" w. x 1 1/4" proj.

**Interlocking Faux Stacked Stone Wall Panels**



**Desert Sand**  
WP 9



**Colorado Adobe Brown**  
WP 10



**Grey**  
WP 11



**Rustic Lodge**  
WP 12



**Corner Panels**

~ QUATREFOILS AND SHUTTERS ~

*Quatrefoils*

Standard Sizes and Custom Made to fit around windows



Q1  
Cut Coral Finish  
24" x 24"



Q2  
Sand Finish  
32" x 32"



Q3  
Cut Coral Finish  
Flat 2-Step Any Size



Q4  
Sand Finish  
15" x 15"



Q5  
Cut Coral Finish  
42" x 42"



Q6  
Cut Coral Finish  
42" x 42"  
51" x 51"



Q7  
Cut Coral Finish  
24" x 24"



Q8  
Cut Coral Finish  
15" x 15"



Q9  
Cut Coral Finish  
12" x 12"

*Shutters*

Shutters with Louvers  
Round, Square or Rectangular  
in Any Size



## Molded Urethane & Stone Cast Medallions

Available in many other sizes.



M1  
12" x 24"



M2  
12" x 12"



M3  
16" x 16"



M4  
14" x 20"



M5  
12" x 12"



M6  
11" x 11"



M7 16" diam x 2"  
M8 24" diam x 2"



M9  
16" diam x 2"



M10  
18" diam x 4"



M11  
36" x 24" x 2"

### Quoins

Available in many sizes.



## Fabricated Medallions

Available in many other sizes.



M12  
18"h x 18"w x 2"



M13  
18"h x 18"w x 3"



M14  
24" diam x 2"



M15  
4" diam x 1 1/2"



M16  
24" diam x 2"



M17  
18"h x 18"w x 2"

### Dentil Molding



### Stone Cast/Urethane Lion's Heads & Other Animals

Lion Fountain  
76" ht. x 72" w.  
Many Sizes  
Available



### Molded Pineapples



P 1 16"h x 10"w  
x 1 1/2" proj.



P 2  
20"h x  
9"w x  
3" proj.



LH 1  
16"h x 12"w



LH3  
21" ht. x 16" w.  
x 9" p.



Leopard  
16" ht. x 14" w.  
x 16" p.



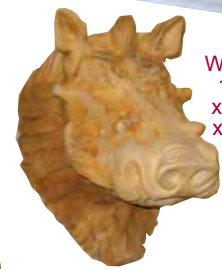
LH 2  
6"h x 4"w



LH4  
11" ht. x 10" w.  
x 5" p.



Elephant Head  
17" ht. x 19" w.  
x 17" p.



Wild Hog  
16" ht.  
x 13" w.  
x 15" p.

~ DECORATIVE ELEMENTS ~



Panel 1 23" ht. x 21 1/2"



Cherub 1  
12 1/2" ht.  
x 14" w.  
x 9" proj.



Fruit  
27" ht. x 7  
1/2" w.

Decorative  
Elements  
come  
unpainted  
and are  
shown  
finished.



Back Panel 1  
35" ht. x  
33 1/4" w.  
x 3" proj.



Panel 2 8 1/2" x 10 1/2" w.  
Many Sizes Available



Cherub 2 9" ht. x 5" ht. x 2" proj.



Shell  
Basin  
7" ht. x  
19" w.

Hollow Basin  
14" ht. x 39" w.  
x 20" proj.

Panel 3 36" ht. x 83" l. and 3/4" proj.

Balustrade Assembly available in any length.  
Lite weight - non structural.



Balustrade  
32" ht. x 6" w.



DE 1



DE 2

11" ht. Top Molding add 3" Proj.  
Top 8" w. Bottom 4 1/2" w.  
Tapers from 3" proj. to 1 1/4" proj.



Lion Urn  
15" ht. x  
15 1/2" w.  
and 12" proj.



Faux Roof Tile  
30" ht. x 26 1/4" w.  
and 4 3/4" proj.



Back  
Panel 2  
36" ht.  
17" w.  
4" proj.  
into  
wall



Cap  
8 1/4" w.

Decorative Column  
38" ht. x 6" w.



2 Piece Headboard  
36" ht. x 57" w.



Sun  
22" ht. x 22" w.  
x 4 1/2" proj.



Frame  
Opening  
for Mirror  
29 1/4" ht.  
19 3/4" w.

42" ht.  
27" w.  
Molding on top  
3" proj.




Sunburst 1 18" ht. x 36" w. x 2" proj.



Sunburst 2 18" ht. x 40" w. x 1 3/4" proj.



## ~ MATERIAL & COATED FINISHES ~



### Material & Coated Finishes

**Smooth Interior - Paint Grade Foam** - looks like Wood and is easy to install. Available in a variety of sizes from small to large with a savings from 50% to 75% less than large wood moldings. For Interior Use Only.

**Smooth Tough Coat** - gives a strong, yet smooth finish to EPS Foam. Great for Columns and Moldings. Perfect for Faux Finishers. For Interior Use Only.

**Smooth Coat** - a Smooth Tough Coat with Smooth Stucco on top of the EPS Foam. Looks Like Fypon, Spectus and other Molded Urethane Architectural Smooth products. Since it requires no mold to make the product, our Smooth Coat usually costs 30% to 40% less.

**Stonecast** - a great alternative to Precast Concrete, Arcusstone and Fiberglass, this Composite Resin looks like concrete but weighs 1/5 the weight making installation much easier. Resulting in installation cost savings of as much as 75% to 80%.

**Sand Finish** - a sand finish over our "tough coat."

**Patch Finish** - a "knock-down" look over our "tough coat."

**Cut Coral** - a coral-like finish over our "tough coat" with a Mediterranean look.

**Trowel Coral** - a trowel coral-like finish over our "tough coat."

**Pecky Cypress Sheets** - looks exactly like real Pecky Cypress Wood at a much lower cost. The same holds true for our Pecky Cypress Brackets. A Clear Polyurethane Ultra Violet Protection Coating must be applied to product if used outdoors.

**Simulated Wood Beams and Wood Brackets** - looks just like the real thing but are much lighter and easier to ship and install and cost much less. A Clear Polyurethane Ultra Violet Protection Coating must be applied to product if used outdoors.

**Tough Coat** - a hard urethane finish which saves extra steps when installing "raw foam." Product must be primed/re-primed before Synthetic Stucco or coatings are applied. Product must never be installed outside without synthetic stucco covering it.

**Bendable Flex** - Moldings Custom Made to Any Size or Shape.

*Colors available in White, Beige 959, or Two-Tone 959/953.*

It is the responsibility of the Customer to test all products applied to any of Architectural Bling products. If there is any failure to the product applied or if the product applied caused damage to Architectural Bling's product, it is the responsibility of the customer to fix or replace all products purchased.

For exterior application the appropriate mechanical fasteners should be used per the manufacturers wind load tables.


A qualified installer should install all products. When using any products for installation, please follow the required instructions of the manufacturer.

Architectural Bling is not responsible for and does not warranty seams or joints. It is the responsibility of the installer or customer to install properly, choose the correct caulk or adhesive and test all products. All joints and seams or any exposed areas must be caulked to prevent water intrusion.

*Note - No Petroleum or Oil Based Paints, Glues, or Caulking should be used on Foam Products.*

~ MOLDING PROFILES ~

*Also Available In Custom Shapes and Sizes*




No. 100  
Height: 11 1/4"  
Projection: 5 3/4"



No. 101  
Height: 4 1/4"  
Projection: 4 1/4"



No. 106  
Height: 8"  
Projection: 4"



No. 108  
Height: 7"  
Projection: 3"



No. 120  
Height: 9 1/4"  
Projection: 9 1/4"



No. 123  
Height: 12"  
Projection: 4"




No. 125  
Height: 4 3/4"  
Projection: 3"




No. 126  
Height: 10 3/4"  
Projection: 3 3/4"




No. 127  
Height: 7 3/4"  
Projection: 3 3/4"



No. 128  
Height: 8 1/2"  
Projection: 4 1/2"



No. 131  
Height: 9 1/4"  
Projection: 3 1/4"



No. 151  
Height: 10"  
Projection: 5 1/2"



No. 152  
Height: 6 1/4"  
Projection: 6 1/4"



No. 158  
Height: 8 1/4"  
Projection: 5"



No. 170  
Height: 6 1/2"  
Projection: 3 1/2"



No. 171  
Height: 5 1/4"  
Projection: 3"



No. 172  
Height: 4 1/2"  
Projection: 3 1/2"



No. 173  
Height: 5"  
Projection: 4"



No. 174  
Height: 9"  
Projection: 5 1/2"



No. 180  
Height: 11 1/2"  
Projection: 3"



No. 202  
Height: 6"  
Projection: 3"




No. 203  
Height: 4"  
Projection: 3 1/4"



No. 204  
Height: 6"  
Projection: 6"



No. 205  
Height: 6"  
Projection: 3"



No. 212  
Height: 6 3/4"  
Projection: 4"



No. 216  
Height: 7 1/2"  
Projection: 6"



No. 217  
Height: 6"  
Projection: 5"

~ MOLDING PROFILES ~

*Also Available In Custom Shapes and Sizes*



No. 218  
Height: 6"  
Projection: 6"



No. 219  
Height: 7 1/2"  
Projection: 6"



No. 400  
Height: 15"  
Projection: 9"



No. 401  
Height: 8"  
Projection: 8"



No. 402  
Height: 7 3/4"  
Projection: 7 3/4"




No. 404  
Height: 6"  
Projection: 4 1/4"



No. 405  
Height: 9"  
Projection: 5"




No. 406  
Height: 9"  
Projection: 3"



No. 407  
Height: 8"  
Projection: 5"



No. 408  
Height: 8"  
Projection: 4"



No. 410  
Height: 9"  
Projection: 5 1/2"



No. 411  
Height: 10"  
Projection: 6"



No. 412  
Height: 10"  
Projection: 4"



No. 413  
Height: 9"  
Projection: 9"



No. 415  
Height: 7 1/2"  
Projection: 4 3/4"



No. 416  
Height: 11"  
Projection: 7 1/2"



No. 417  
Height: 7"  
Projection: 4"



No. 418  
Height: 4"  
Projection: 4"



No. 419  
Height: 7 1/2"  
Projection: 3"



No. 420  
Height: 9 1/4"  
Projection: 4 1/8"



No. 421  
Height: 6"  
Projection: 3 1/2"



No. 422  
Height: 8"  
Projection: 6"



No. 423  
Height: 12"  
Projection: 2"



No. 424  
Height: 9 1/4"  
Projection: 3 1/4"



No. 425  
Height: 5"  
Projection: 3"



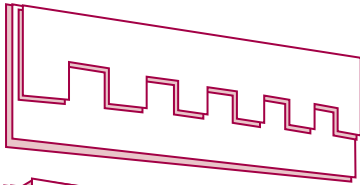
No. 426  
Height: 6"  
Projection: 4 1/2"



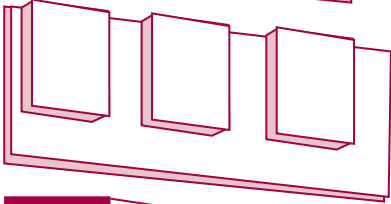
No. 427  
Height: 6"  
Projection: 2 1/2"

~ MOLDING PROFILES ~

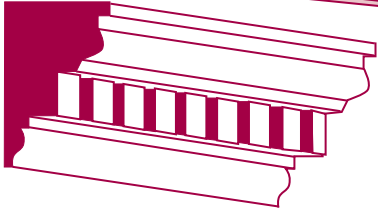
*Also Available In Custom Shapes and Sizes*



No. 500  
Dentil Molding  
Height: 7"  
Projection: 1 1/2"  
Dentil: 2" x 1 3/4"  
Space: 2"




No. 502  
Molding  
Height: 7 1/2"  
Projection: 2 1/2"  
Space: 5" between blocks




No. 505  
Dentil Molding  
Height: 7 1/2"  
Projection: 4 3/4"




No. 510  
Molding  
Height: 11 1/2"  
Projection: 5 1/2"




No. 519  
Cove Molding  
Height: 5 1/2"  
Projection: 4 3/8"




No. 524  
Molding  
Height: 5 1/2"  
Projection: 1 7/8"



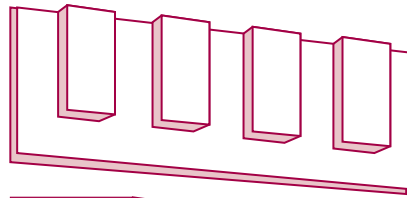
No. 528  
Window/Door Trim  
Height: 5 1/2"  
Projection: 1 3/4"




No. 531  
Window/Door Trim  
Height: 5 1/2"  
Projection: 1 3/4"



No. 534  
Step Molding  
Height: 15 1/2"  
Projection: 5 1/2"



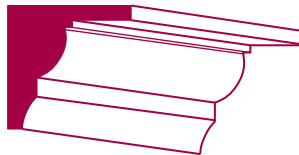
No. 501  
Dentil Molding  
Height: 7 1/2"  
Projection: 2"  
Dentil: 3 1/2" x 6"  
Space: 3 1/2"




No. 503  
Crown Dentil Molding  
Height: 7 1/2"  
Projection: 5 3/8"



No. 507  
Fancy Molding  
Height: 4 1/2"  
Projection: 3 1/2"




No. 511  
Molding  
Height: 5 1/8"  
Projection: 5 1/2"




No. 521  
Cove Molding  
Height: 15 1/2"  
Projection: 5 1/2"




No. 525  
Molding  
Height: 3 3/4"  
Projection: 4"



No. 529  
Window/Door Trim  
Height: 7 1/2"  
Projection: 1 3/4"



No. 532  
Window/Door Trim  
Height: 7 1/2"  
Projection: 1 3/4"



No. 535  
Step Molding  
Height: 7 1/2"  
Projection: 4"

*Also Available In Custom Shapes and Sizes*




No. 536  
Balcony Molding  
Height: 7 1/2"  
Projection: 5 1/2"



No. 539  
Half Round  
Height: 11 1/4"  
Projection: 5 3/4"



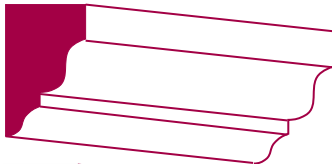
No. 542  
Cove Molding  
Height: 15 1/2"  
Projection: 5 1/2"



No. 549  
Crown Molding  
Height: 11 1/2"  
Projection: 2 1/2"




No. 552  
Crown Molding  
Height: 7 1/2"  
Projection: 5 1/2"




No. 557  
Crown Molding  
Height: 11 1/4"  
Projection: 5 1/2"




No. 559  
Crown Molding  
Height: 5 1/2"  
Projection: 3"




No. 573  
Half Louver  
Available in  
any size.



No. 575  
Circle Top Louver  
Available in  
any size.



No. 537  
Molding  
Height: 7 1/2"  
Projection: 5 1/2"




No. 540  
Molding  
Height: 7 1/2"  
Projection: 5 3/8"



No. 545  
Molding  
Height: 11 1/2"  
Projection: 4 1/2"




No. 550  
Crown Molding  
Height: 7 1/2"  
Projection: 2 1/2"




No. 556  
Height: 5 1/2"  
Projection: 2"




No. 558  
Crown Molding  
Height: 5 1/2"  
Projection: 4 1/4"



No. 572  
Round Louver  
Available in  
any size.




No. 574  
Quarter Round  
Louvers  
Available in  
any size.




No. 576  
Round or Oval  
Louver with Keys  
Available in  
any size.

*Standard & Custom Shapes Available*



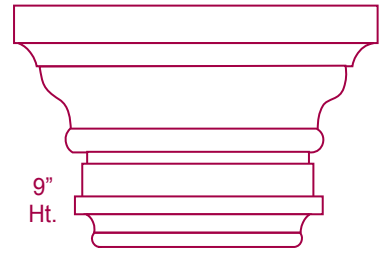
9"  
Ht.

**TUSCAN CA104**  
column plus 3 1/2" proj. each side



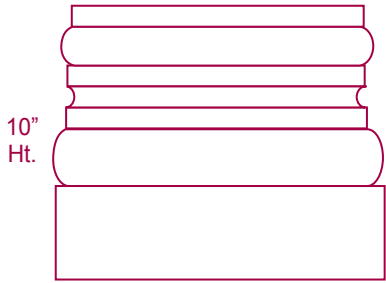
8"  
Ht.

**GREEK DORIC CA105**  
column plus 3" proj. each side



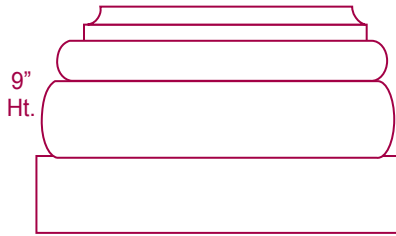
9"  
Ht.

**SYLVAIN CA106**  
column plus 3" proj. each side




10"  
Ht.

**TUSCAN PE104**  
column plus 2 1/2" proj. each side



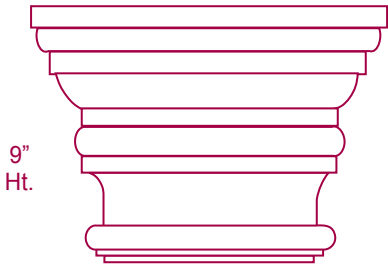
9"  
Ht.

**GREEK DORIC PE105**  
column plus 3" proj. each side



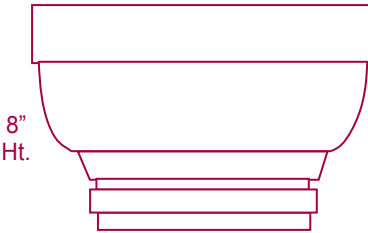
9"  
Ht.

**CORINTHIAN PE106**  
column plus 3" proj. each side




9"  
Ht.

**CA100**  
column plus 3" proj. each side



8"  
Ht.

**CA101**  
column plus 2 1/2" proj. each side




9"  
Ht.

**CA102**  
column plus 2 3/4" proj. each side



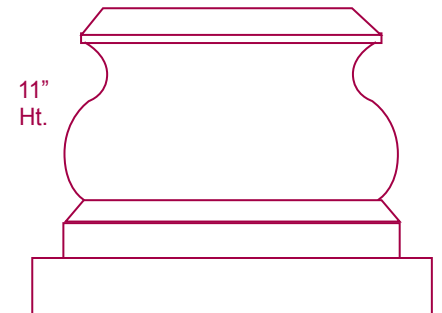
9"  
Ht.

**PE100**  
column plus 2 1/2" proj. each side



8"  
Ht.

**PE101**  
column plus 3" proj. each side



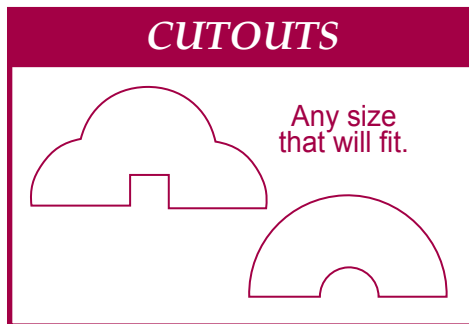
11"  
Ht.

**PE102**  
column plus 3" proj. each side



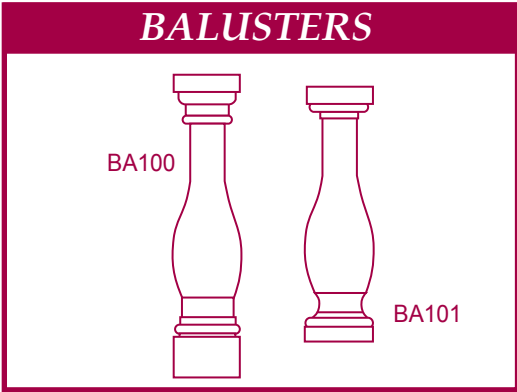
6"  
Ht.

**PE103**  
column plus 3" proj. each side




**~ ARCHITECTURAL DECORATIVE ELEMENTS ~**

**BALUSTERS**



**BALUSTRADES**

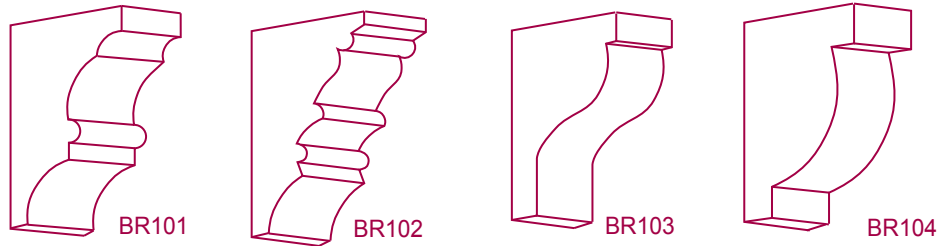


Standard & Custom shapes available.

Balustrade Systems Available Pre-assembled to any size or in pieces. Light weight, easy to install. Decorative not Structural.

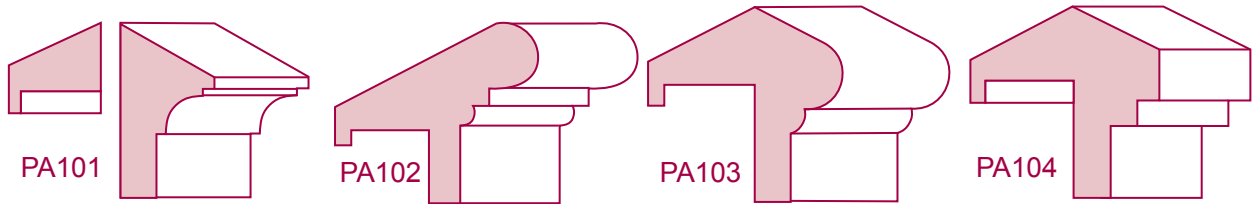
**BRACKETS**

Any size or shape is available.




**~ PARAPET CAPS ~**

Standard and Custom Shapes Available for Parapet Caps, Pedestals & Arches



**~ PEDESTALS ~**




Square Pedestals with rounded features.



Foam Balls available in the following diameters:  
8", 10", 12", 16",  
18", 24", 30"

**~ ARCHES ~**





Dallas Design Community  
4020 N MacArthur Blvd - #122  
Irving, TX 75062

214.613.2285 | [ArchitecturalBling.com](http://ArchitecturalBling.com) | [info@ArchitecturalBling.com](mailto:info@ArchitecturalBling.com)

*Serving the Building Industry with Outstanding Quality and Service Since 1995*