

ARCHITECTURAL *Bling*®

"Architectural Decorative Elements"

Surface Styles

COMMERCIAL CATALOGUE



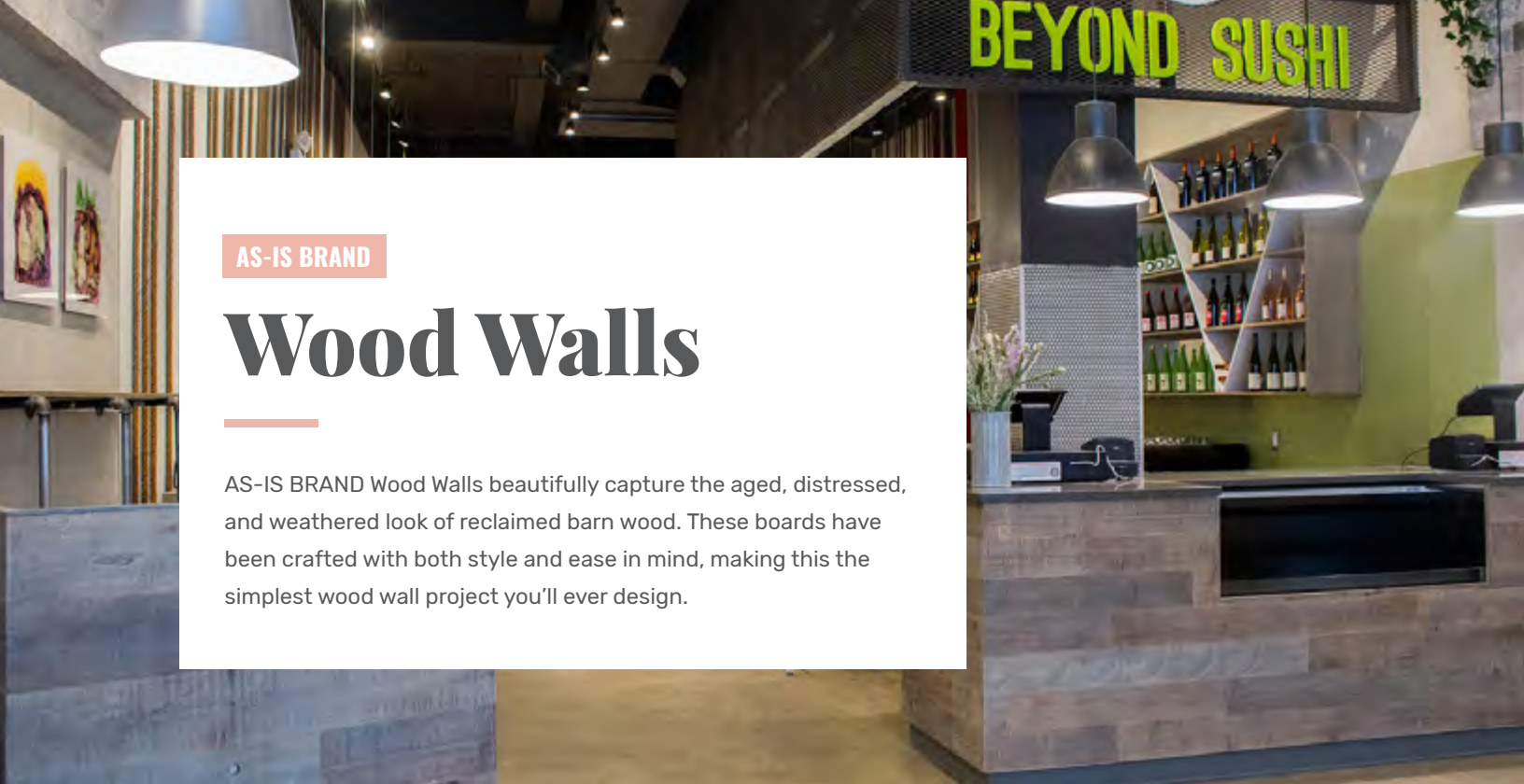
Dallas Design Community
4020 N MacArthur Blvd
Suite 122-270
Irving, TX 75038



TABLE OF

Contents

AS-IS BRAND Wood Walls	2
barnWOOD Faux Planks	5
Faux Classic Brick Panels	7
Faux Modern Brick Panels	10
Faux Stone Panels	13
RealCast Board-Form Concrete	16
RealCast Slab Concrete	18
Faux Concrete Panels	20



AS-IS BRAND

Wood Walls

AS-IS BRAND Wood Walls beautifully capture the aged, distressed, and weathered look of reclaimed barn wood. These boards have been crafted with both style and ease in mind, making this the simplest wood wall project you'll ever design.

NEW WOOD WALLS. REMASTERED.

REAL WOOD PLANKS

Warm up any space with the rich character and texture of reclaimed wood walls. AS-IS BRAND Wood Walls are made from real sustainable pine and have been curated to look just like rustic, weathered, barn wood. These panels are perfect for bringing warmth and character to your commercial space.



STYLING AND PROFILING.

AS-IS BRAND Wood Walls are available in 8 different colors.



BLACK-ISH



BLUE-ISH



RED-ISH



BROWN-ISH



UMBER-ISH



GREY-ISH



RAW-ISH



WHITE-ISH



REAL WOOD. REAL AWESOME.

RESPONSIBLE

The wood for the planks comes from sustainably-farmed forests.

CLEAN & SAFE

The planks are made from new pine wood, and are clean of hazards, like nails, paint, or arsenic.

LITTLE TO NO WASTE

The average typically installed job has less than 5% waste.

INSTALL IT, FORGET IT

Real wood planks require little to zero maintenance.

NORTH AMERICAN MADE

The wood planks are grown, harvested, and crafted in North America.

BREATHE EASY

Keep your house chemical free. Zero odors, zero VOCs.



IT'S ALL IN THE DETAILS.

Using a proprietary wood treating process with natural oils, and North American craftsmanship, each plank looks and feels like authentic reclaimed barn wood.

NAIL IT OR GLUE IT, AND RELAX.

In a few hours, you can install your very own reclaimed wood feature wall. Using simple tools you already have, you can install these real wood planks in no time. The biggest issue you'll have is picking the wall to put it on.



FIRE RESISTANCE, WE GOT YOU.



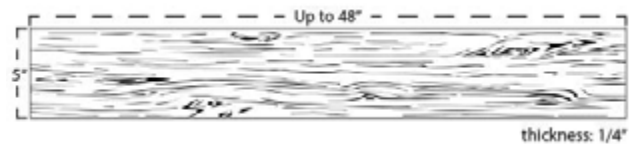
Some applications or installs require strong fire-resistance. Don't fret. All AS-IS wood comes standard with a Class A fire-rating.

YOU BUY A BOX. WE PLANT A TREE.

AS-IS Brand is a proud partner of Trees For The Future. For every box of AS-IS that is purchased worldwide, a tree is planted. Some would say that we're planting it forward.



SIZING IT UP



WIDTH: 6" - 48" THICKNESS: 1/4" HEIGHT: 5"
SQ.FT. PER PANEL: 0.5 - 2

REAL WOOD WALLS. REAL EASY.

AS-IS BRAND Wood Walls can be installed on any of your walls in a few hours. The wood planks are easy to cut, with a bit of glue or finishing nails, you'll be amazed at what you can do in a few hours.

Contact Our Sales & Support Team

Monday - Friday 8:00am - 4:00pm CST

214.613.2285 | info@ArchitecturalBling.com

barnWOOD

Faux Planks

barnWOOD planks instantly transform any space into a rustic, farmhouse chic, setting. Made to look just like real barn wood, these faux wood planks are so authentic, the only thing they're missing are slivers. These planks can instantly cozy up any hotel room, retail space, restaurant, or office space.

BARN WOOD PLANKS. REVAMPED.

BARNWOOD FAUX PLANKS


barnWOOD Faux Planks capture all the look, feel, texture, and character of real barn wood, just none of the hassles. barnWOOD Planks are made of high-density polyurethane and has been cast from real barn wood planks. They capture all the character and texture of real barn wood.

Why go faux when you can go real? Good question, we got you covered. Real barn wood is often hard to source, whereas our barnWOOD Faux Planks offer consistent thickness & size, perfectly square, are waterproof, and come in a uniform finish.



STYLING AND PROFILING.

Faux Barn Wood Planks are available in 6 different colors. Stick to one colour on its own, or combine some or all of the colours below.




AGED ELM



WHITE WASH



WEATHERED GREY



WORN LEATHER



BARN RED



RANDOM BLEND

BENEFITS of barnWOOD FAUX PLANKS

EXTREMELY LIGHTWEIGHT

Weighing in at 1/2 lb. per square foot, this featherweight panel can be installed anywhere.

SIMPLE TO INSTALL

Each panel simply butts together, allowing you to simply screw, nail, or glue to the wall, and that's it.

COST SAVINGS

Putting this up in a fraction of the time and with no support makes things easy and saves money.

LOOKS LIKE THE REAL THING

Once installed and caulking is applied, all screws or nails are hidden, providing the finished look of real wood. You can even leave the nails exposed for a more rustic look.

IMPACT RESISTANT

High traffic areas aren't a problem for these panels.

WATER PROOF

Using a closed cell technology, the panels won't absorb liquid.



FAUX WOOD, YET SO REAL.

It's hard to believe that a faux wood product could look so real. Each barnWOOD faux plank is formed from a real piece of barn wood, then hand-painted to create an authentic, zero maintenance wood wall.




FIRE RESISTANCE, WE GOT YOU.



Some applications or installs require strong fire-resistance. Don't fret. All barnWOOD planks come standard with a Class A fire-rating.

SIZING IT UP



WIDTH: 48" HEIGHT: 6-1/8" THICKNESS: 1/2" SQ.FT. PER PANEL: 2

INSTALLATION IS EASY. FAUX REAL.

barnWOOD Faux Planks are amazingly easy to cut and install. No matter if you're installing onto drywall, wood, or almost any substrate, the planks can be installed with nails, screws, or glue. With a few simple tools, a bit of elbow grease, and an hour or two, you can have your barn wood feature wall.

FAUX

Brick Panels

Classic Brick Panels are the perfect way to add the rustic nature and nostalgic feel of worn brick, without the weight, cost, and labor of real brick. The brick panels are designed to be installed by you with a staggered finger joint system - bringing the best of both style and ease to your design concept.

BRICK PANELS. REIMAGINED.

FAUX BRICK PANELS

Looking to add some eye-catching character to your space? Each Classic Brick Panel has been formed from a real brick mold and is hand finished to look truly authentic.




STYLING AND PROFILING.


Classic Brick Panels are available in 5 colors. If any of these colours don't fit the bill, we can work with you on creating a custom colour.




VINTAGE WHITE



RECLAIMED RED



ANTIQUE



CELLAR BROWN



OLD ITALY

BENEFITS OF FAUX BRICK.

EXTREMELY LIGHTWEIGHT

Weighing in at 1/2 lb. per square foot, this featherweight panel can be installed anywhere.

SIMPLE TO INSTALL

Each panel simply butts together, allowing you to simply screw, nail, or glue to the wall, and you're golden.

COST SAVINGS

Putting this up in a fraction of the time and with no support makes things easy and saves money.

LOOKS LIKE THE REAL THING


Once installed and caulking is applied, all screws or nails are hidden, providing the finished look of real brick.

IMPACT RESISTANT

High traffic areas aren't a problem for these panels.

WATER PROOF

Using a closed cell technology, the panels won't absorb liquid.



IT'S ALL IN THE DETAILS.

Each panel is formed from real rustic bricks. With the handmade nature of the panels every nook, crack, and age mark has been captured in stunning detail.



PATTERNS? WE DON'T HAVE NO STINKING PATTERNS.

With the handcrafted and hand painting process, you don't need to fear that you'll see a pattern on your wall. Each color profile has four different molds used to make the panels, so rest assured that you'll be repeating pattern free.



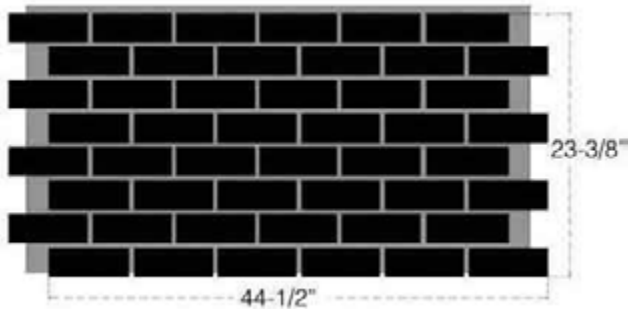


FIRE RESISTANCE, WE GOT YOU.



Some applications or installs require strong fire-resistance. Don't fret. Classic Brick faux brick panels come standard with a Class A fire-rating.

SIZING IT UP



WIDTH: 44 ½" THICKNESS: ¾"
HEIGHT: 23-3/8" SQ.FT. PER PANEL: 3.4

INSTALLATION IS EASY. FAUX EASY.

Modern Brick Panels are easy to cut and install. No matter if you're installing onto drywall, wood, or almost any substrate, the panels can be installed with nails, screws, or glue. With a few simple tools, a bit of elbow grease, and an hour or two, you can have your barn wood feature wall.

Contact Our Sales & Support Team

Monday - Friday 8:00am - 4:00pm CST

214.613.2285 | info@ArchitecturalBling.com

FAUX

Modern Brick

Modern Brick by Quality Stone faux brick panels allows you to achieve the mid-century look you're striving after. Each panel has been cast from real bricks to give it a realistic look - we'd challenge your clients to tell the difference.

MODERN BRICK. DIY'D

REAL BRICK PANELS

Modern Brick captures the feel and era of 1950's brick. Offering a clean modern look, deep grout lines, and colors to match the era, these panels capture the look and feel of mid-century brick. Each panel is formed with high-density polyurethane and molded from real mid-century bricks. Whatever your space - these panels will provide a classic feel.



STYLING AND PROFILING.

Modern Brick Panels comes in 6 different colors.



SIMPLY WHITE



SHADES OF GREY



PENCIL LEAD



OLD SCHOOL
YELLOW



TUXEDO



TERRA COTTA

BENEFITS OF REALCAST CONCRETE.

EXTREMELY LIGHTWEIGHT

Weighing in at less than 1 lb. per square foot, this feather weight panel can be installed anywhere.

SIMPLE TO INSTALL

Each panel has a ship lap, allowing you to simply screw, nail, or glue to the wall, and you're good to go.

COST SAVINGS

Each Modern Brick panel costs a fraction of real brick, making for deep savings.

LOOKS LIKE THE REAL THING.

Once installed, all screws or nails are hidden, providing the finished look of real brick.

INDOORS, OR OUT.

High-density polyurethane can be used both indoors or out. Doesn't crack, fade, or break down.

WATER PROOF

Using a closed cell technology, the panels won't absorb liquid.



ARE YOU SURE IT'S NOT REAL? FAUX SHOW.

Each Modern Brick panel is formed using authentic brick molds. After the panel has cured, it is then hand painted, achieving the authentic look of mid-century brick. With a tongue and groove installation system, you won't see any seams, and you won't believe your eyes that it's not real brick.

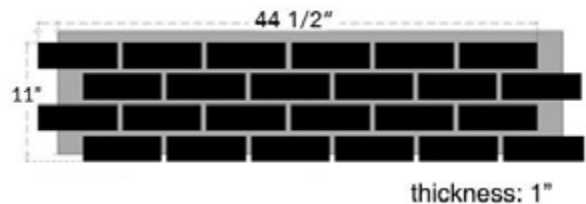


DON'T WORRY IF YOU'RE ALL THUMBS.

Modern Brick Panels are installed using finger joints. They overlap each panel and make for a quick and straightforward install.



SIZING IT UP



WIDTH: 44 1/2" THICKNESS: 3/4"
 HEIGHT: 11" SQ.FT. PER PANEL: 3.4

INSTALLATION IS EASY. FAUX EASY.

Modern Brick Panels are easy to cut and install. No matter if you're installing onto drywall, wood, or almost any substrate, the panels can be installed with nails, screws, or glue. With a few simple tools, a bit of elbow grease, and an hour or two, you can have your brick feature wall.

Contact Our Sales & Support Team

Monday - Friday 8:00am - 4:00pm CST

214.613.2285 | info@ArchitecturalBling.com

FAUX

Stone Panels

If you are looking to up a show home's interior game, fancy up a restaurant's dining room, or add an element of class to a supermarket, these faux stone panels are up to the task

FAUX STONE? FAUX REAL.

FAUX STONE PANELS

Quality Stone panels are the most realistic faux stone panel on the market. Each panel is molded from real laid stones, then hand painted for an authentic finish. The panels are tongue and groove ensuring for a proper fit and easy install.

No matter your next design project, Quality Stone Faux Stone panels can fit the bill.



STYLING AND PROFILING.

Faux Stone Panels are available in 3 profiles, with 6 colors in each.



STACKED STONE

The deep clean lines of Stacked Stone reflects the natural beauty of stacked slate.



RIDGE STONE

The versatile look of Ridge Stone allows it to fit elegantly into any traditional or contemporary design.



LEDGE STONE

The bold texture of Ledge Stone creates a rugged look, similar to stone often used in chalets.

BENEFITS OF FAUX STONE

EXTREMELY LIGHTWEIGHT

Weighing in at about 1 lb. per square foot, this featherweight panel can be installed anywhere.

SIMPLE TO INSTALL

Each panel has a tongue and groove, allowing you to simply screw into the tongue and the next panel hides the fastener. They can also be glued over almost any surface.

COST SAVINGS

Putting this up in a fraction of the time and with no support makes thing easy and saves money.

LOOKS LIKE THE REAL THING

Once installed, all screws or nails are hidden, providing the finished look of real stone and brick.

IMPACT RESISTANT

High traffic areas aren't a problem for these panels.

INDOORS, OR OUT.

High-density polyurethane can be used both indoors or out. Doesn't crack, fade, or break down.

WATER PROOF

Using a closed cell technology, the panels won't absorb liquid.

THERMAL & ACOUSTIC INSULATION

Being a high-density closed-cell polyurethane provides great thermal and acoustical insulation value.



FAUX DOESN'T HAVE TO BE A FOUR LETTER WORD.

Each panel is formed from real hand laid stones. With the handmade nature of the panels every nook, crack, and age mark has been captured in stunning detail.



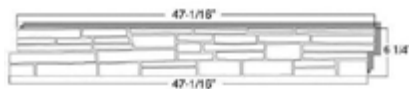
STONE FIREPLACE MANTLE? WE GOT YOU.



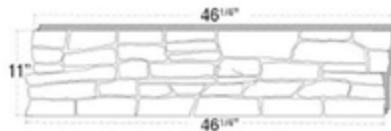
Some applications or installs will require fireproofing, and don't fret. Quality Stone Faux Stone panels can be purchased in Class A. So now you can get the fireplace mantle of your dreams.

IT'S EASY TO GET INTO THE GROOVE. LET'S SIZE IT UP.

Quality Stone Faux Stone panels are designed with the DIY'er in mind. No matter the profile you choose, they all have the same interlocking tongue and groove system.



STACKED STONE
 WIDTH: 47 1/16" HEIGHT: 6 1/4"
 THICKNESS: 1 1/2" SQ.FT. PER PANEL: 2



RIDGE STONE
 WIDTH: 46 1/2" HEIGHT: 11 1/4"
 THICKNESS: 2" SQ.FT. PER PANEL: 3.64



LEDGE STONE
 WIDTH: 46 3/4" HEIGHT: 6"
 THICKNESS: 2" SQ.FT. PER PANEL: 2

INSTALLATION IS EASY. FAUX REAL.

Quality Stone Panels are easy to cut and install. No matter if you're installing onto drywall, wood, or almost any substrate, the panels can be installed with nails, screws, or glue. With a few simple tools, a bit of elbow grease, and an hour or two, you can have your stone feature wall.

Contact Our Sales & Support Team
 Monday - Friday 8:00am - 4:00pm CST

214.613.2285 | info@ArchitecturalBling.com



REALCAST

Board-form

Board-formed concrete isn't a new style. It's been around for a long time, but with current design trends, it's quickly becoming a very trendy look. With the detail of natural wood pattern directly formed in the concrete face, boardformed concrete offers a unique design for any commercial project.

REAL CONCRETE BOARD-FORM. ANYWHERE.

REAL CONCRETE PANELS

Installing real concrete walls is a costly and complex task. This is where RealCast concrete panels come in. These panels allow you to transform any space you want with the fresh, cool, modern look of concrete walls. Using a proprietary concrete formula, RealCast Board-Form planks give you the freedom of achieving that look no matter your project.

These planks are strong, durable, easy to install, and are 100% concrete. With a normal saw blade, some strong adhesive, and a few hours, you can install your very own board-form wall.



STYLING AND PROFILING.

RealCast Board-Form comes in 4 colours.




MEDIUM GREY



LIGHT GREY



NATURAL GREY



CHARCOAL

BENEFITS OF REALCAST CONCRETE.

LIGHTWEIGHT

Weighing in at only 2.5 lb. per square foot, this panel can be installed anywhere.

SIMPLE TO INSTALL

Panels simply butt up to the next panel and are fastened by adhesive (sometimes nails). Due to the concrete being so thin, they cut easily with a tile saw or a masonry blade.

COST SAVINGS

Since these panels are lightweight, you will save time and money on the cost of installation versus traditional concrete walls.

INDOORS OR OUT

Fiber-reinforced concrete can be used both indoors or out. Doesn't crack, fade, or break down.

IMPACT RESISTANT

High traffic areas aren't a problem for these panels.

EASY TO CLEAN

These panels are sealed and won't absorb liquid. They are also very scratch resistant, and easy to clean.



SIZING IT UP



WIDTH: 84" THICKNESS: 3/8"
HEIGHT: 6" SQ.FT. PER PANEL: 3.5

INSTALLATION IS EASY. REAL EASY.

RealCast Slabs are easy to cut and install. No matter if you're installing onto drywall, wood, or almost any substrate, the panels can be installed using adhesive or mechanically fastened with screws. With a few simple tools, a bit of elbow grease, and an hour or two, you'll have your very own cast concrete wall.

Contact Our Sales & Support Team

Monday - Friday 8:00am - 4:00pm CST

214.613.2285 | info@ArchitecturalBling.com

REALCAST

Slab

RealCast Slab concrete panels are an authentic re-creation to the poured concrete look. These panels have been made using real concrete poured into a mold, and then reinforced with meshing. Whether you're redesigning a retail store, trade show booth or fitness center - this product will help you achieve that modern look for less.



REAL CONCRETE PANELS. THIN-IFIED


One of the most significant hurdles to overcome with real concrete walls is how difficult and expensive they are to install. That is what makes RealCast Slab panels such a fantastic product. The panelized system and lightweight profile of these panels allows you to put concrete on any surface you wish.

Installing RealCast Slab panels doesn't require any special tools or a tradesperson. Using a strong adhesive or screws you'll have a modern and fresh concrete look in an afternoon.



STYLING AND PROFILING.


RealCast Slabs are available in 4 different colors.



MEDIUM GREY



LIGHT GREY



NATURAL GREY



CHARCOAL

If any of these colours don't fit the bill, we can work with you on creating a custom colour profile.

BENEFITS OF REALCAST CONCRETE.

EXTREMELY LIGHTWEIGHT

Weighing in at only 2.5 lb. per square foot, this panel can be installed virtually anywhere.

SIMPLE TO INSTALL

Panels simply butt up to the next panel and are fastened by adhesive (sometimes nails). Due to the concrete being so thin, they cut easily with a tile saw or a masonry blade.

COST SAVINGS

Since these panels are lightweight, you will save time and money on the cost of installation versus traditional concrete walls.

INDOORS OR OUT

Fiber-reinforced concrete can be used both indoors or out. Doesn't crack, fade or break down.

IMPACT RESISTANT

High traffic areas aren't a problem for these panels.

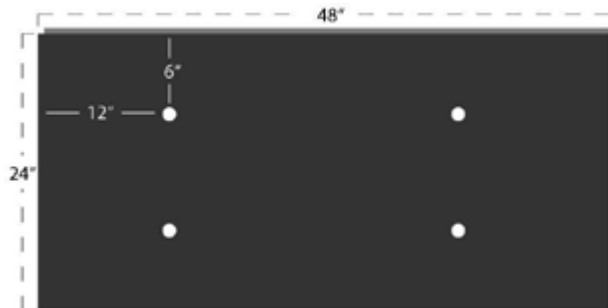
EASY TO CLEAN

These panels are sealed and won't absorb liquid. They are also very scratch resistant, and easy to clean.




SIZING IT UP

24" X 48"



WIDTH: 48" THICKNESS: 5/16" HEIGHT: 24" SQ.FT. PER PANEL: 8

48" X 48"



WIDTH: 48" THICKNESS: 5/16"
HEIGHT: 48" SQ.FT. PER PANEL: 16

FAUX

Concrete Panels

urbanCONCRETE panels combine the smooth clean lines and finished look of formed concrete with ease and affordability. Each panel has been cast from real concrete to ensure a realistic texture. These panels make it easy to achieve that minimalist, contemporary vibe you've been visualizing!




CONCRETE PANELS. REDUX.

FAUX CONCRETE PANELS

Just because something isn't real, doesn't make it any lesser. urbanCONCRETE faux concrete panels offer you all the look, feel, and style of authentic concrete without the hassle, cost, or a difficult installation process.

urbanCONCRETE are faux concrete panels made from high-density polyurethane formed in a real concrete mold. Each panel is hand painted to match the authentic look of poured concrete walls




STYLING AND PROFILING.

Every aspect of poured concrete walls has been captured in these faux panels. urbanCONCRETE panels come in two styles, with the anchor holes and without.

TO CIRCLE

Authentic anchor marks.



OR NOT TO CIRCLE

Prefer the flat look of concrete? We offer that too.



BENEFITS OF FAUX CONCRETE.

EXTREMELY LIGHTWEIGHT

Weighing in at 1/2 lb. per square foot, this featherweight panel can be installed anywhere.

SIMPLE TO INSTALL

Each panel simply butts together, allowing you to simply screw, nail, or glue to the wall, and you're golden.

COST SAVINGS

Putting this up in a fraction of the time and with no support makes things easy and saves money.

LOOKS LIKE THE REAL THING

Once installed and caulking is applied, all screws or nails are hidden, providing the finished look of real brick.

IMPACT RESISTANT

High traffic areas aren't a problem for these panels.

WATER PROOF

Using a closed cell technology, the panels won't absorb liquid.



FIRE RESISTANCE, WE GOT YOU.



Some applications or installs require strong fire-resistance. Don't fret. urbanCONCRETE panels can be purchased in a Class A fire-rated panel. So now you can get the fireplace mantle of your concrete dreams.

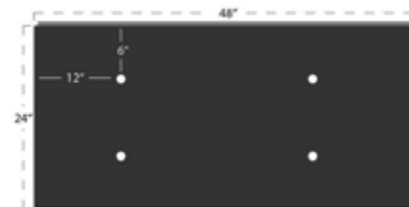
INSTALLATION IS EASY. FAUX EASY.

urbanCONCRETE Faux Concrete panels are easy to cut and install. No matter if you're installing onto drywall, wood, or almost any substrate, the panels can be installed with screws. With a few simple tools, a bit of elbow grease, and an hour or two, you'll have your very own concrete feature wall.

ONE SIZE DOESN'T ALWAYS FIT ALL.


urbanCONCRETE panels are available in 2 panel sizes.

24" X 48"



WIDTH: 48"
THICKNESS: 1"
HEIGHT: 24"
SQ.FT. PER PANEL: 8

48" X 48"



WIDTH: 48"
THICKNESS: 1"
HEIGHT: 48"
SQ.FT. PER PANEL: 16



"Architectural Decorative Elements"

Don't see a product that fits your unique space or brand look? Reach out to us to explore a custom design that's made just for your project.

Contact Our Sales & Support Team

Monday - Friday 8:00am - 4:00pm CST

214.613.2285 | info@ArchitecturalBling.com