

Moldings

All Ornamentation is Flexible, Stainable & Paintable



These are Very Flexible Moldings



These are Very Flexible Moldings

Architectural Bling Inc.

Dallas Design Community

4020 N MacArthur Blvd, Suite 122-270, Irving, TX 75038

(214) 613-2285 | www.ArchitecturalBling.com | info@ArchitecturalBling.com

MOLDINGS

MOLDINGS

(ALL MOLDINGS ARE FLEXIBLE RESIN)

5/8"



MLD-100 5/8" x 1/4" x 10'

1-1/2"



MLD-101 1-1/2" x 3/4" x 10'

Multiple Sizes



MLD-102A 5/8" x 3/8" x 10'

MLD-102C 1" x 1/2" x 10'

MLD-102B 3/4" x 1/2" x 10'

MLD-102D 1-1/2" x 5/8" x 10'

Multiple Sizes



MLD-103A 5/8" x 3/8" x 10'

MLD-103C 1" x 1/2" x 12'

MLD-103B 3/4" x 1/2" x 10'

MLD-103D 1-1/2" x 5/8" x 10'

3/4"



MLD-104 3/4" x 1/2" x 10'

Multiple Sizes



MLD-105A \$39.95 5/8" x 3/8" x 10'

MLD-105C \$59.95 1" x 1/2" x 10'

MLD-105B \$49.95 3/4" x 1/2" x 10'

MLD-105D \$79.95 1-1/2" x 5/8" x 10'

1"



MLD-106 1" x 3/4" x 10'

3"



MLD-107 3" x 1-1/2" x 4'

1-3/4"



MLD-108 1-3/4" x 1/2" x 10'

MOLDINGS

(ALL MOLDINGS ARE FLEXIBLE RESIN)

3-1/4"



MLD-B108 3-1/4" x 1-1/4" x 10'

Multiple Sizes



MLD-109A 5/8" x 5/8" x 10'

MLD-109B 3/4" x 5/8" x 10'

5/8"



MLD-110 5/8" x 3/8" x 10'

Multiple Sizes



MLD-111A 5/8" x 1/2" x 10'

MLD-111D 1-1/2" x 3/4" x 10'

MLD-111B 3/4" x 1/2" x 10'

MLD-111E 1-7/8" x 1" x 5'

MLD-111C 1" x 3/4" x 10'

MLD-111F 3-3/8" x 1-1/8" x 5'

Multiple Sizes



MLD-B-111A 1-1/8" x 3/4" x 10'

MLD-B-111D 2" x 1" x 5'

MLD-B-111B 1-1/4" x 3/4" x 10'

MLD-B-111E 2-1/2" x 1-1/4" x 5'

MLD-B-111C 1-1/2" x 1" x 10'

MLD-B-111F 2-1/4" x 1" x 5'

3/4"



MLD-112 3/4" x 1/4" x 10'

Multiple Sizes



MLD-113A 5/8" x 1/2" x 10'

MLD-113B 3/4" x 1/2" x 10'

1"



MLD-114 1" x 1/2" x 10'

MOLDINGS

* All sizes are approx. - max W" x max Thickness" x max length"

MOLDINGS

(ALL MOLDINGS ARE FLEXIBLE RESIN)

Multiple
Sizes



MLD-115A 5/8" x 3/8" x 10'

MLD-115B 3/4" x 1/2" x 10'

Multiple
Sizes



MLD-116A 5/8" x 1/2" x 10'

MLD-116B 3/4" x 1/2" x 10'

1-1/2"



MLD-B-116A 1-1/2" x 3/4" x 10'

1-3/4"



MLD-117 1-1/2" x 1/2" x 10' (no backing)

2"



MLD-118 2" x 1" x 8'

Multiple
Sizes



MLD-119A 5/8" x 1/2" x 10'

MLD-119C 1-1/2" x 1" x 5'

MLD-119B 1" x 3/4" x 5'

MLD-119D 2" x 1-1/4" x 5'

Multiple
Sizes



MLD-119AL 5/8" x 3/8" x 10'

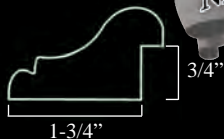
MLD-119DL 1-1/2" x 3/4" x 5'

MLD-119BL 3/4" x 3/8" x 10'

MLD-119EL 1-3/4" x 3/4" x 5'

MLD-119CL 1" x 5/8" x 12'

NEW PRODUCT!



MLD-119DPM 2" x 1-1/4" x 5'

New carved panel molding
with male and female ends

MOLDINGS

(ALL MOLDINGS ARE FLEXIBLE RESIN)

Multiple Sizes



MLD-120A 2" x 1" x 10'

Designed for corner element CE-M120A-5 & CE-138A

MLD-120B 3" x 1-1/4" x 10'

Designed to use with corner element CE-M120B-5

Multiple Sizes



MLD-121A 5/8" x 3/8" x 10'

MLD-121C 1" x 1/2" x 12'

MLD-121B 3/4" x 1/2" x 10'

MLD-121D 1-3/4" x 1/2" x 12'

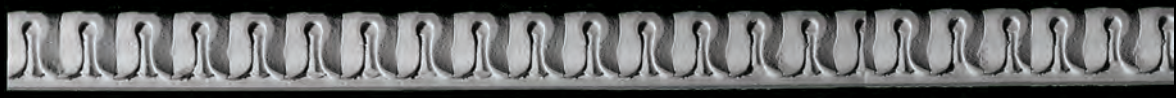
Multiple Sizes



MLD-122A 5/8" x 1/2" x 10'

MLD-122B 3/4" x 1/2" x 10'

Multiple Sizes



MLD-123A 5/8" x 3/8" x 10'

MLD-123C 1" x 1/2" x 12'

MLD-123B 3/4" x 1/2" x 10'

MLD-123D 1-1/2" x 5/8" x 10'

2"



MLD-123VS 2" x 1/2" x 10'

Multiple Sizes



MLD-124A 5/8" x 1/2" x 10'

MLD-124B 3/4" x 1/2" x 10'

Multiple Sizes



MLD-125A 5/8" x 3/8" x 10'

MLD-125B 3/4" x 1/2" x 10'

Multiple Sizes



MLD-126A 1/2" x 3/8" x 10'

MLD-126B 5/8" x 1/2" x 10'

MLD-126C \$49.95 3/4" x 1/2" x 10'

Multiple Sizes



MLD-127A 5/8" x 3/8" x 10'

MLD-127B 3/4" x 3/8" x 10'

MLD-127C 1" x 1/2" x 5'

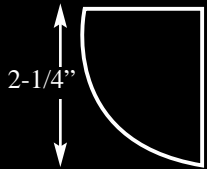
MLD-127D 1-1/2" x 3/4" x 5'

* All sizes are approx.- max W" x max Thickness" x max length"

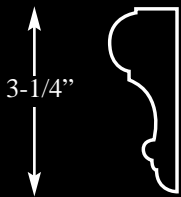
MOLDINGS

MOLDINGS


(ALL MOLDINGS ARE FLEXIBLE RESIN)



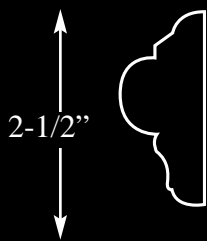
MLD-128 2-1/4" x 2" x 10'



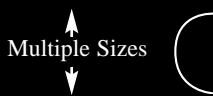
MLD-129 3-1/4" x 1-1/4" x 10'



MLD-130 1" x 3/8" x 10'

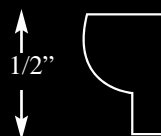


MLD-131 2-1/2" x 1-1/4" x 10'

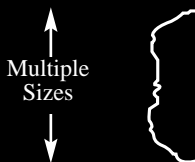


MLD-133A 5/8" x 3/8" x 10'

MLD-133B 3/4" x 3/8" x 10'



MLD-134 1/2" x 1/4" x 10'



MLD-135A 5/8" x 3/8" x 10'

MLD-135D 1-1/2" x 5/8" x 10'

MLD-135B 3/4" x 1/2" x 10'

MLD-135E 2" x 3/4" x 10'

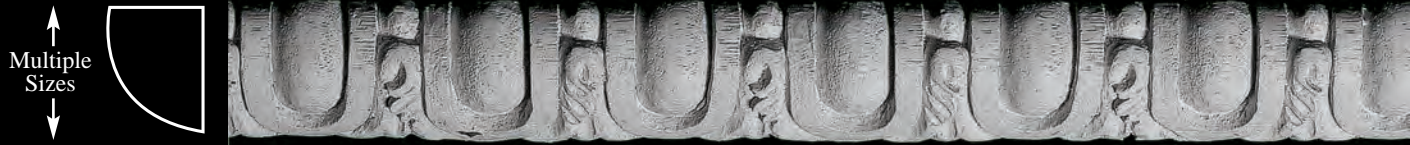
MLD-135C 1" x 1/2" x 10'

MLD-135F 2-3/4" x 1" x 10'

* All sizes are approx.- max W" x max Thickness" x max length"

MOLDINGS

(ALL MOLDINGS ARE FLEXIBLE RESIN)



Multiple Sizes

MLD-136A 1" x 1" x 10'

MLD-136B 1-1/2" x 1-1/4" x 10'



Multiple Sizes

MLD-137A 5/8" x 3/8" x 10'

MLD-137E 1-1/2" x 3/4" x 5'

MLD-137B 3/4" x 1/2" x 10'

MLD-137C 1" x 1/2" x 12'



1-1/2"

MLD-137VSA 1" x 1/2" x 10'

MLD-137VSB 1-1/2" x 3/4" x 10'



2"

MLD-138 2" x 1" x 10'



Multiple Sizes

MLD-139A 5/8" x 3/8" x 10'

MLD-139C 1" x 1/2" x 12'

MLD-139B 3/4" x 1/2" x 10'

MLD-139D 1-1/2" x 1" x 10'



Multiple Sizes

MLD-139E 2" x 1" x 10'



3-1/4"

MLD-140A 2-1/4" x 1-3/4" x 5'

***Designed with male and female ends for easy connection.**

MLD-140B 3" x 1-3/4" x 5'



2-1/4"

MLD-141A 1-1/2" x 1-1/2" x 5'

***Designed with male and female ends for easy connection.**

MLD-141B 2-1/4" x 1-1/2" x 5'

* All sizes are approx.- max W" x max Thickness" x max length"

MOLDINGS

MOLDINGS

(ALL MOLDINGS ARE FLEXIBLE RESIN)

Multiple
Sizes



MLD-142A 1/2" x 1/4" x 10' | **MLD-142B** 3/4" x 3/8" x 10' | **MLD-142C** 1-1/2" x 3/4" x 10'

2-1/2"



MLD-143 2-1/2" x 1-1/4" x 10'

4-1/2"



MLD-144 4-1/2" x 3/4" x 10'

Multiple
Sizes




MLD-145A 1-1/4" x 1/2" x 10' | **MLD-145C** 2-1/4" x 5/8" x 10'
MLD-145B 1-1/2" x 5/8" x 10' | **MLD-145D** 3-1/4" x 3/4" x 10'

Multiple
Sizes



MLD-146A 1-1/2" x 1" x 10' | **MLD-146B** 3-1/2" x 1-1/4" x 10' | **MLD-146C** 4-1/2" x 1-1/2" x 10'

1/2"



MLD-147 1/2" x 3/16" x 10'

Multiple
Sizes



MLD-148A 5/8" x 1/2" x 10' | **MLD-148C** 1" x 3/4" x 5'
MLD-148B 3/4" x 5/8" x 10' | **MLD-148D** 1-1/2" x 1" x 5'

Multiple
Sizes



MLD-160A 1-1/2" x 3/4" x 10' | **MLD-160B** 2-1/4" x 1-1/8" x 10'

MOLDINGS

1-1/2"



MLD-161 1-1/2" x 1-1/4" x 10'

3/4"



MLD-162 3/4" x 5/8" x 10'

1-1/2"



MLD-163 1-1/2" x 3/4" Maple hardwood random lengths only
MLD-163F 1-1/2" x 3/4" x 10' (Flexible Resin)

1-1/2"



MLD-163N 1-1/2" x 3/4" Maple hardwood random lengths only

NOTCHED BACK

1-3/8"



MLD-164 1-3/8" x 7/8" x 10'

Multiple Sizes



FLAT BACK

MLD-165A 1-3/4" x 1" x 10' Matches **CT-160A & CT-161A**
MLD-166A 1-3/4" x 1-3/4" x 10' Matches **CT-170A & CT-171A**

Multiple Sizes



NOTCHED BACK

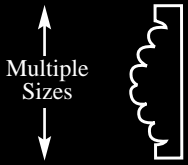
MLD-165B 1-5/8" x 1-3/4" x 10' Matches **CT-160B, CT-161B, CT-162B, CT-172B**
MLD-166B 2" x 1-3/4" x 10' Matches **CT-170B, CT-171B, CT-162B, CT-172B**

MOLDINGS

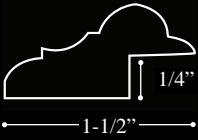
* All sizes are approx.- max W" x max Thickness" x max length"

MOLDINGS

(ALL MOLDINGS ARE FLEXIBLE RESIN)



MLD-168BF 4-1/2" x 1" x 10'
MLD-168CF 5-1/2" x 1-1/2" x 10'
MLD-168DF 7" x 2-1/2" x 10'



MLD-169 1-1/2" x 3/4" x 8'



MLD-170 2" x 1-1/4" x 10'



MLD-171 2" x 1" x 10' Designed to use with corner element CE-M171B-OG-5



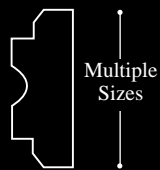
MLD-172 5/8" x 1/4" x 10'



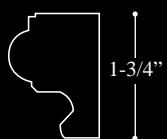
MLD-173 2" x 1" x 10'



MLD-174 1-3/4" x 1" x 10'



MLD-175A 1-1/4" x 1/2" x 10' | **MLD-175B** 1-3/4" x 3/4" x 10'
MLD-175C 2-3/4" x 1-1/8" x 10'



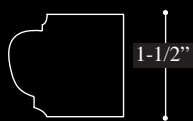
MLD-176 1-3/4" x 1-1/4" x 10'

MOLDINGS

(ALL MOLDINGS ARE FLEXIBLE RESIN)

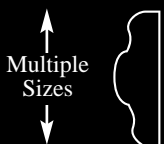


MLD-177B 2" x 1-1/4" x 10'



MLD-180A 1-1/2" x 2" Hard Wood. Available in Random Lengths

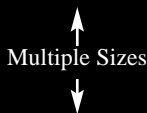
MLD-180AF 1-1/2" x 2" x 10' Flexible Resin Designed for corner element CE-M180-5



MLD-201A 5/8" x 3/8" x 10'

MLD-201C 1-1/4" x 1/2" x 12'

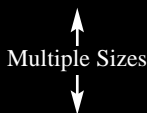
MLD-201B 3/4" x 3/8" x 10'



MLD-203A 5/8" x 1/4" x 10'

MLD-203B 3/4" x 3/8" x 10'

MLD-203C 1" x 1/2" x 10'

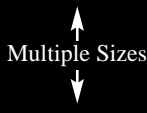


MLD-204A 5/8" x 1/4" x 10'

MLD-204C 1" x 3/8" x 10'

MLD-204B 3/4" x 3/8" x 10'

MLD-204D 1-1/2" x 1/2" x 10'



MLD-205A 5/8" x 1/4" x 10'

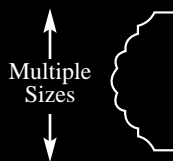
MLD-205B 3/4" x 3/8" x 10'

MLD-205C 1" x 1/4" x 10'



MLD-211A 1-1/2" x 1/2" x 10'

MLD-211B 2" x 3/4" x 10'



MLD-212A 1" x 1/2" x 10'

MLD-212D 1-3/4" x 1" x 10'

MLD-212B 1-1/4" x 3/4" x 10'

MLD-212E 3-1/4" x 1" x 10'

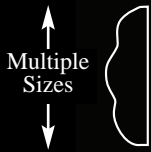
MLD-212C 1-1/2" x 3/4" x 10'

MLD-212F 4" x 1-1/4" x 10'

* All sizes are approx.- max W" x max Thickness" x max length"

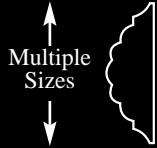
MOLDINGS

(ALL MOLDINGS ARE FLEXIBLE RESIN)



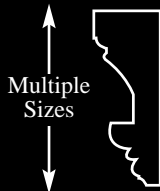
MLD-213A 5/8" x 1/4" x 10'
MLD-213C 1" x 1/2" x 12'

MLD-213B 3/4" x 3/8" x 10'



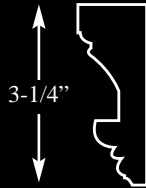
MLD-213D 1-1/2" x 5/8" x 10'

MLD-213E 3" x 1-1/4" x 10'

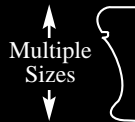


MLD-214A 2" x 1" x 10'
MLD-214B 3-1/4" x 1-1/4" x 10'

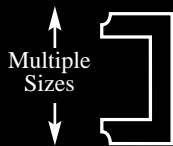
MLD-214C 5" x 2" x 10'



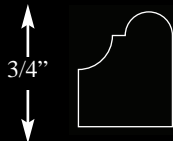
MLD-215 3-1/4" x 1-1/4" x 10'



MLD-216A 1-1/4" x 5/8" x 10' Designed to use with corner element CE-M216A-5 & CE-138
MLD-216B 1-1/2" x 3/4" x 10' Designed to use with corner element CE-M216B-5
MLD-216C 2-1/4" x 1" x 10' Designed to use with corner element CE-M216C-7



MLD-220A 1-1/4" x 3/4" x 10' **MLD-220A** shown with optional insert molding **MLD-204A**
MLD-220B 1-1/2" x 3/4" x 10'



MLD-249F 3/4" x 7/8" x 10'

CROWN MOLDINGS



HARDWOOD HYBRID CROWNS

MLD-156A

\$10.75 L.F.

3-1/2" x 3/4" x random lengths

MLD-156B

\$20.75

6" x 7/8" x random lengths

MLD-156C

\$22.75

8-1/2" x 1-1/4" x random lengths

RESIN FLEX

MLD-156Aflex

\$22.75 L.F.

3-1/2" x 3/4" x (12' max length)

MLD-156Bflex

\$30.95 L.F.

6" x 7/8" x (12' max length)

MLD-156Cflex

\$36.95 L.F.

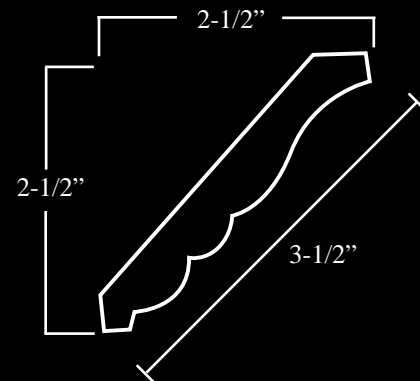
8-1/2" x 1-1/4" x (12' max length)



MOLDINGS

3-1/2" Wide Crown Moldings

(ALL MOLDINGS AVAILABLE IN FLEXIBLE RESIN FOR CURVES)



MLD-156A shown with optional insert MLD-135A

MLD-156A \$10.75 L.F. 3-1/2" x 3/4" x random lengths

MLD-156Aflex \$22.75 L.F. 3-1/2" x 3/4" x (12' max length)

The moldings listed below are 5/8" wide and are designed to fit inside our 3-1/2" wide MLD-156A crown.

19 Different Patterns to Choose From

MLD-102A



MLD-124A

MLD-103A



MLD-125A

MLD-105A



MLD-126B

MLD-111A



MLD-127A

MLD-113A



MLD-135A

MLD-115A



MLD-137A

MLD-119AL



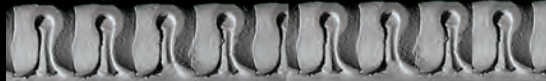
MLD-139A

MLD-121A



MLD-204A

MLD-123A



MLD-205A



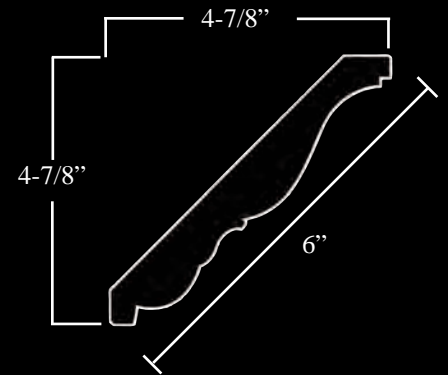
MLD-213A

6" Wide Crown Moldings

(ALL MOLDINGS AVAILABLE IN FLEXIBLE RESIN FOR CURVES)



MLD-156B shown with optional insert MLD-135C



- MLD-156B \$18.95 L.F. 6" x 7/8" x random lengths
- MLD-156Bflex \$30.95 L.F. 6" x 7/8" x (12' max length)

The moldings listed below are 1" wide and are designed to fit inside our 6" wide MLD-156B crown

14 Different Patterns to Choose From

MLD-102C



MLD-103C



MLD-105C



MLD-111C



MLD-114



MLD-119CL



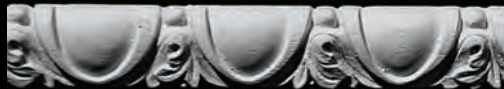
MLD-121
MLD-121C



MLD-123C



MLD-135C



MLD-137C



MLD-139C



MLD-204C



MLD-212A



MLD-213C

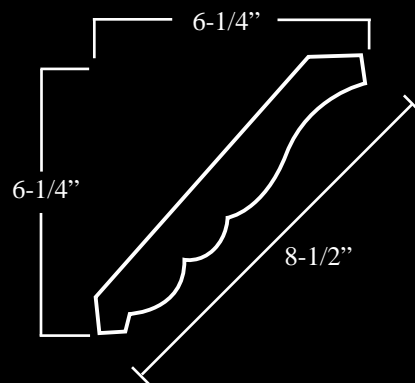
MOLDINGS

8-1/2" Wide Crown Moldings

(ALL MOLDINGS AVAILABLE IN FLEXIBLE RESIN FOR CURVES)



MLD-156C shown with optional insert MLD-135D



- MLD-156C \$22.75 L.F. 8-1/2" x 1-1/4" x random lengths
- MLD-156Cflex \$36.95 L.F. 8-1/2" x 1-1/4" x (12' max length)

The mouldings listed below are 1-1/2" wide and are designed to fit inside our 8-1/2" wide MLD-156C crown

15 Different Patterns to Choose From

MLD-102D



MLD-103D



MLD-105D



MLD-B-111C



MLD-B-116A



MLD-111D



MLD-117



MLD-119DL



MLD-123D



MLD-135D



MLD-142C



MLD-145B



MLD-204D



MLD-211A



MLD-213D



“EASY” CROWN MOLDINGS

“Easy” Crowns are a flexible “All Resin” crown molding that installs similar to a baseboard, but looks like a 45° angled crown. Traditional crown moldings are difficult and time consuming to mount. “Easy” Crown installs and cuts flat like a baseboard and is installed in a fraction of the time.

MOLDINGS



MLD-157A-2
2-1/4" x 1-1/2" x 8'

MLD-158A-3
1/4" x 2" x 8'

MLD-159A-4
3-1/2" x 2-3/4" x 8'



MLD-157B-2
2-1/4" x 1-1/2" x 8'

MLD-158B-3
1/4" x 2" x 8'

MLD-159B-4
3-1/2" x 2-3/4" x 8'



MLD-157C-2
2-1/4" x 1-1/2" x 8'

MLD-158C-3
3-1/4" x 2" x 8'

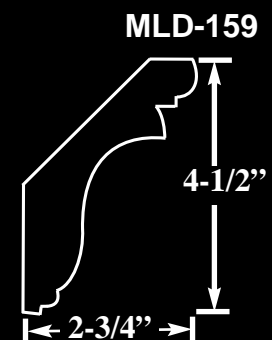
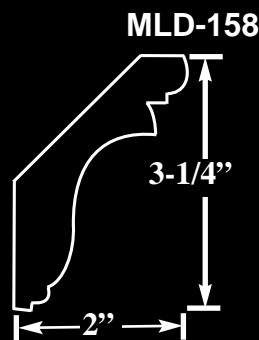
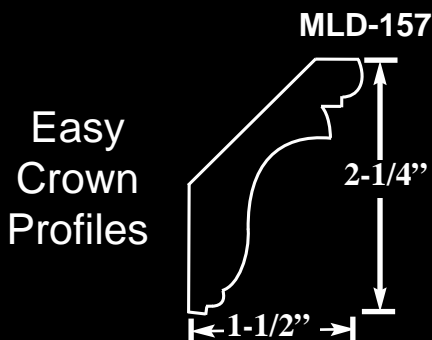
MLD-159C-4
4-1/2" x 2-3/4" x 8'



MLD-157D-2
2-1/4" x 1-1/2" x 8'

MLD-158D-3
3-1/4" x 2" x 8'

MLD-159D-4
4-1/2" x 2-3/4" x 8'



CASE & TRIM MOLDINGS

(ALL MOLDINGS AVAILABLE IN FLEXIBLE RESIN FOR CURVES)

3 inch and 4 inch wide casings.

MLD-182 - 183 - 184 Have many uses, the most popular is for Door and Window Casings



MLD-182

\$14.50 Per L.F.



MLD-183

\$14.50 Per L.F.



MLD-184

\$17.95 Per L.F.



Shown with Optional insert MLD-204B
\$5.95 Per L.F. in resin

THE MOLDINGS LISTED BELOW ARE 5/8" WIDE AND ARE DESIGNED TO FIT INSIDE OUR MLD-182, MLD-183 & MLD-184

25 Different Patterns to Choose From


- | | | | |
|-----------|--|--|----------|
| MLD-100 | | | MLD-124A |
| MLD-102A | | | MLD-125A |
| MLD-103A | | | MLD-126B |
| MLD-105A | | | MLD-127A |
| MLD-109A | | | MLD-133A |
| MLD-111A | | | MLD-135A |
| MLD-113A | | | MLD-137A |
| MLD-115A | | | MLD-139A |
| MLD-116A | | | MLD-172 |
| MLD-119AL | | | MLD-203A |
| MLD-121A | | | MLD-204A |
| MLD-122A | | | MLD-213A |
| MLD-123A | | | |

CASE & TRIM MOLDINGS

(ALL MOLDINGS AVAILABLE IN FLEXIBLE RESIN FOR CURVES)

THE MOULDINGS LISTED BELOW ARE 3/4" WIDE AND ARE DESIGNED TO FIT INSIDE OUR MLD-185 & MLD-220B

25 Different Patterns to Choose From

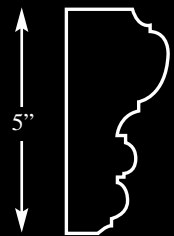


MOLDINGS



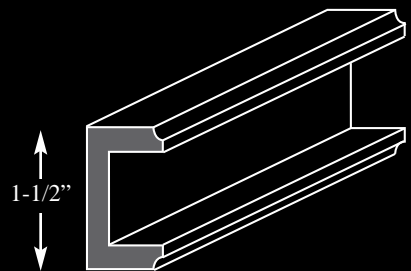
MLD-185 \$17.95 Per L. F.

Shown using optional insert MLD-124B \$5.95 Per L.F. in resin



MLD-220B \$5.95 Per L.F.

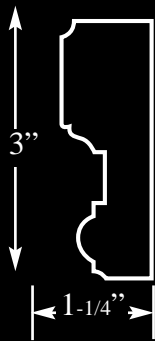
Shown using optional insert MLD-204B \$5.95 Per L.F. in resin



MLD-220B is designed as a transitional molding for our capitols with built-in collars. Other popular uses for this molding are for cabinet shelving edges, desks and furniture top edges.

* These mouldings are available in Maple Hardwood. (Sold in random lengths)


* Flex mouldings available for curved surfaces.



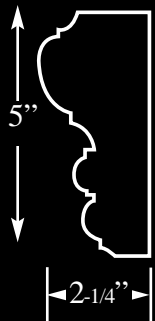
MLD-182 \$14.50 L.F
3" x 1-1/4"
MLD-182flex \$179.95
3" x 1-1/4" x 10'



MLD-183 \$14.50 L.F
3" x 1-1/2"
MLD-183flex \$179.95
3" x 1-1/2" x 10'



MLD-184 \$17.95 L.F
4" x 1-3/4"
MLD-184flex \$215.95
4" x 1-3/4" x 10'



MLD-185 \$21.50 L.F 5" x 2-1/4"
MLD-185flex \$249.95 5" x 2-1/4" x 10'



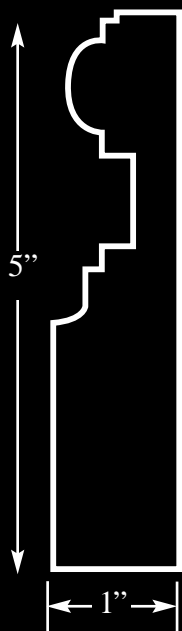
MLD-204B \$5.95 Per L.F. in resin

Moulding shown with optional insert MLD-204B.
Insert not included.

Many carved inserts are available.

See the base, case and trim moldings page.

Profile shown with optional insert installed.



MLD-320 \$14.50 L.F 5" x 1" Sold in random lengths
MLD-320Flex \$203.95 5" x 1" x 10' (Flexible resin)




Moulding shown with optional insert MLD-204B.
Insert not included.
Maple hardwood mouldings are sold in random lengths.

Uses any 3/4" wide insert.

* All sizes are approx.- max W" x max H" x Thickness"

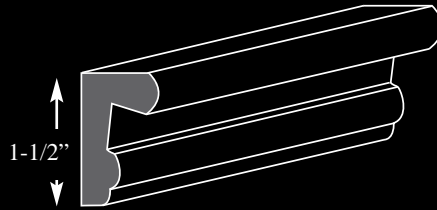
TRIM MOLDINGS

(ALL MOLDINGS AVAILABLE IN FLEXIBLE RESIN FOR CURVES)



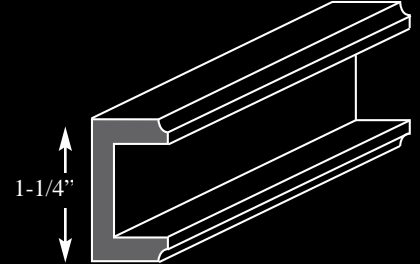
MLD-163

Available in both maple hardwood and flexible resin when curves need to be addressed. Designed as an edge molding. Its most popular uses are for cabinet shelving edges, desks and furniture top edges.



MLD-220A

Designed as a transitional molding for our capitols with built-in collars. Other popular uses for these mouldings are for cabinet shelving edges, desks and furniture top edges.



MOLDINGS

THE MOLDINGS LISTED BELOW ARE 5/8" WIDE AND ARE DESIGNED TO FIT INSIDE OUR MLD-163 & MLD-220A

26 Different Patterns to Choose From

- | | | |
|-----------|--|----------|
| MLD-100 | | MLD-124A |
| MLD-102A | | MLD-125A |
| MLD-103A | | MLD-126B |
| MLD-105A | | MLD-127A |
| MLD-109A | | MLD-133A |
| MLD-111A | | MLD-135A |
| MLD-113A | | MLD-137A |
| MLD-115A | | MLD-139A |
| MLD-116A | | MLD-172 |
| MLD-119AL | | MLD-203A |
| MLD-121A | | MLD-204A |
| MLD-122A | | MLD-205A |
| MLD-123A | | MLD-213A |

* All sizes are Approximate

MOLDINGS

The Capitols below were designed to fit MLD-220A and MLD 220B



CAP-141A CAP-141AL CAP-142 CAP-143 CAP-144



CAP-145 CAP-146 CAP-147 CB-310C-D



Shown CAP-143 matches MLD-220



MLD-220A shown with optional insert molding MLD-204A



MLD-220A & 220B Are transition moldings used between two capitols. This detail molding is another example of our modular system in use.

MLD-220A
1-1/4" x 3/4" x 10'

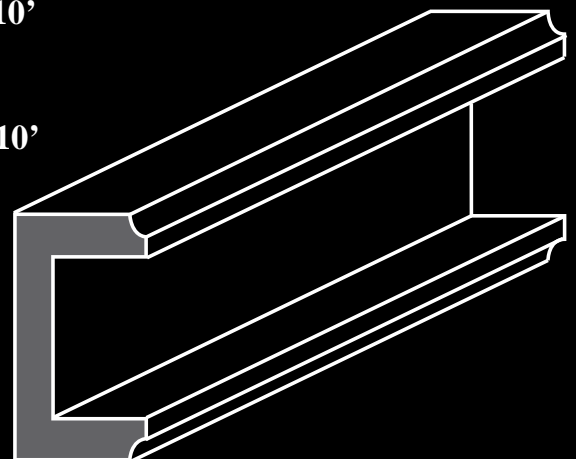
MLD-220B
1-1/2" x 3/4" x 10'

MLD-220A FITS Capitols

CAP-141A-AL
CAP-142A-B
CAP-143A-AL-B
CAP-144A-B
CAP-145A-B
CAP-146A-B
CAP-147A-B
CB-310A-B

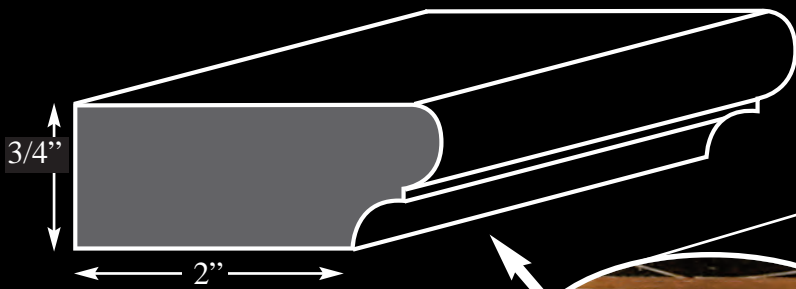
MLD-220B FITS Capitols

CAP-142C-D
CAP-143C-D
CAP-147C-D
CB-310C-D



PROFILE MOLDINGS

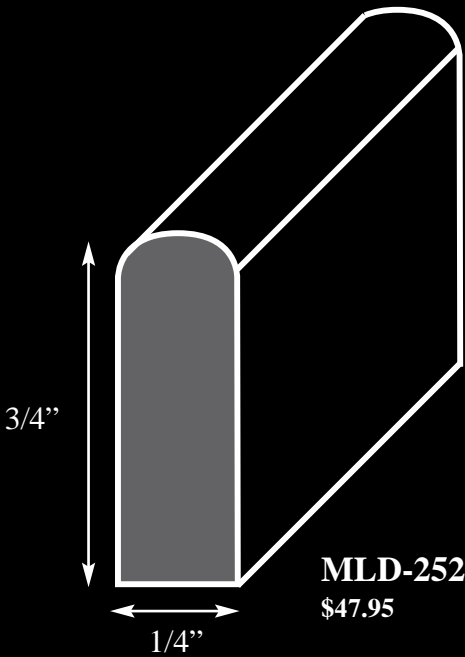
MLD-250F-252F-253F Are sold in 10' lengths only



MLD-250F-10' \$49.95



MOLDINGS



MLD-252F-10'
\$47.95

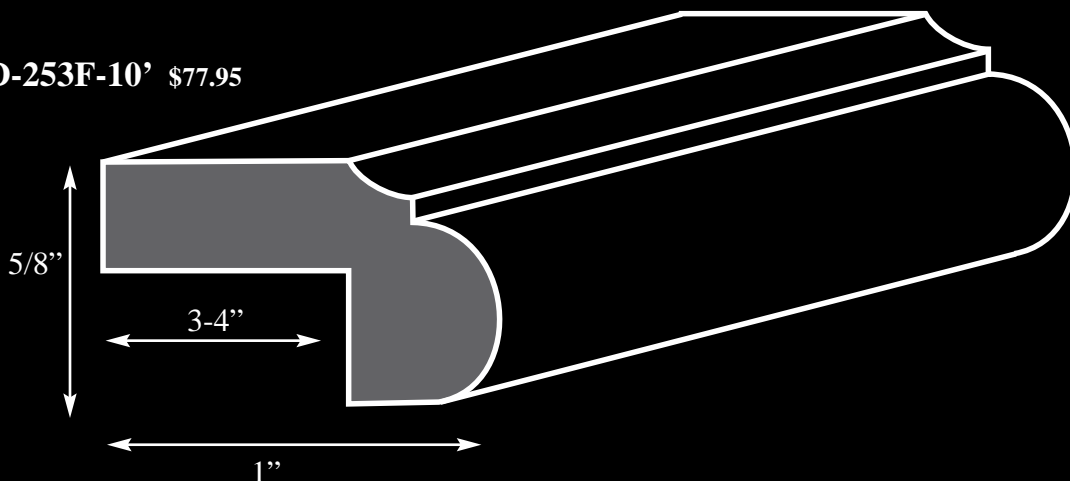


MLD-252F
Install pic shown with
Cabinet door closed.



MLD-252F
Install pic shown with
Cabinet door open.

MLD-253F-10' \$77.95




BASE MOLDINGS

(ALL MOLDINGS AVAILABLE IN FLEXIBLE RESIN FOR CURVES)

THE MOLDINGS LISTED BELOW ARE 3/4" WIDE AND ARE DESIGNED TO FIT INSIDE OUR MLD-320

25 Different Patterns to Choose From



MLD-320 Base shown using our carved inside & outside BASE-109-I & BASE-109-O

MLD-320 Our modular baseboard system is designed with 3 components.

These components include base molding MLD-320, matching inside and outside corner bases (BASE-109-I & BASE-109-O) and multiple carved insert mouldings for MLD-320. This system is excellent for home baseboard installation or as a base for fine cabinetry and furniture.



*Introducing our
New Line of Crown Moldings*

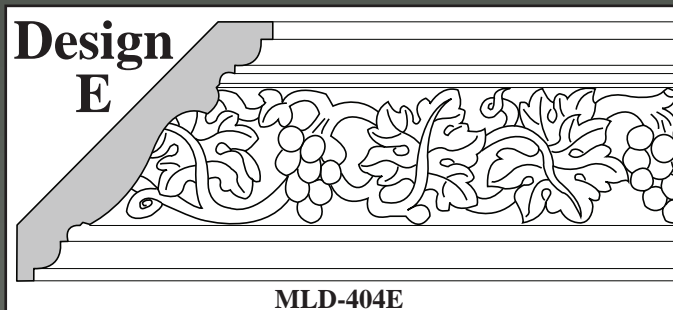

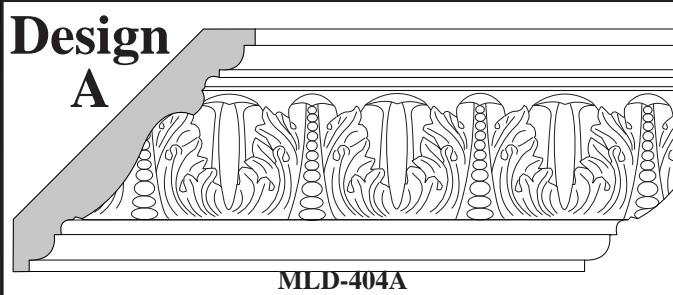
CASTLE COLLECTION

INTELLIGENTLY PRICED



4" CROWN MOLDING

Single Pattern • 5 Designs



404 Series 4" Width

Thickness: 1"

Design Repeats:

MLD-404A: 2-3/4"

MLD-404B: 3-1/4"

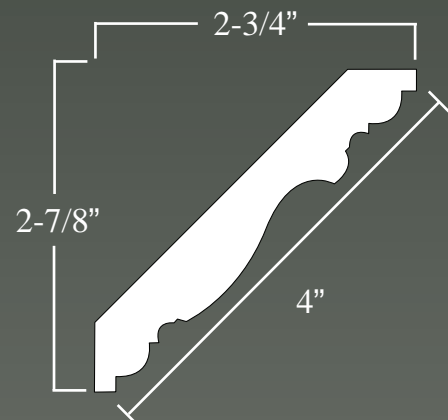
MLD-404C: 4"

MLD-404D: 10-1/2"

MLD-404E: 6-3/4"

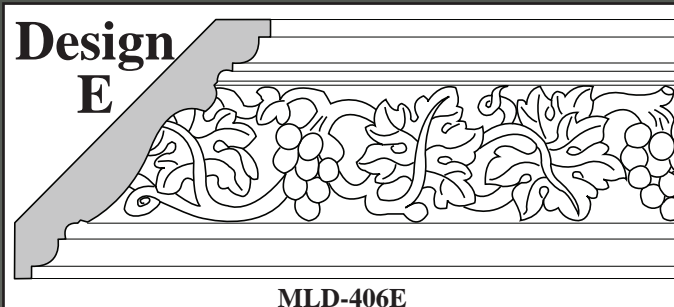


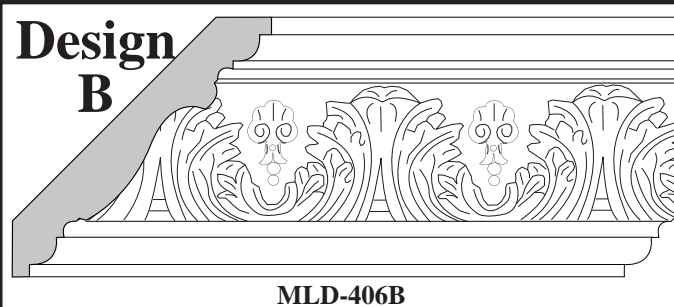
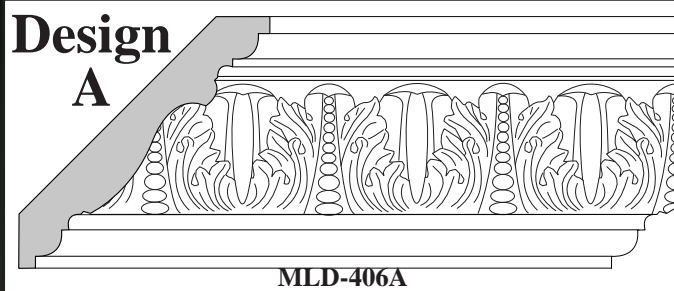
Price: \$11.95 L.F.

Flexible Resin Price: \$23.95 L.F.



6" CROWN MOLDING

Single Pattern • 5 Designs



406 Series 6" Width

Thickness: 1"

Pattern Repeats:

MLD-406A: 3-3/4"

MLD-406B: 4-7/8"

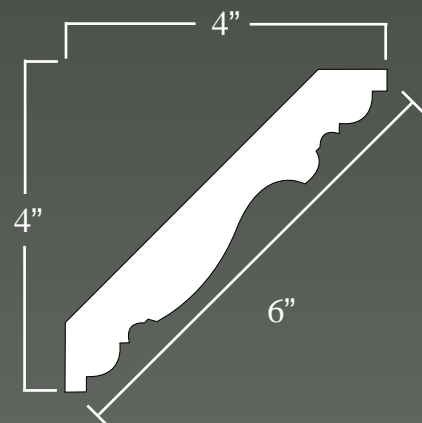
MLD-406C: 6-3/8"

MLD-406D: 19"

MLD-406E: 7-3/4"

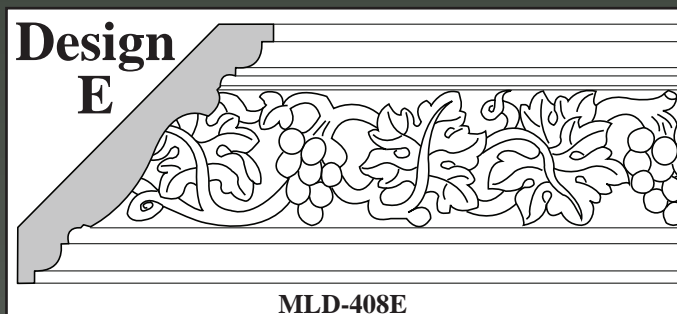
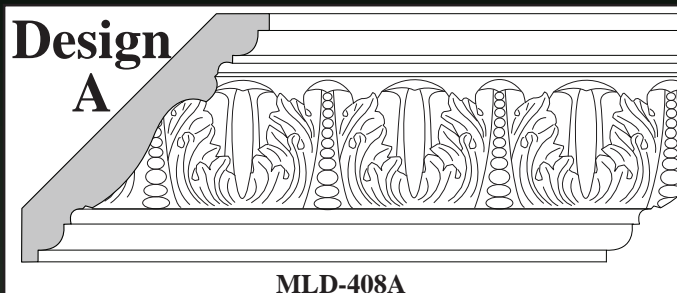
Price: \$14.50 L.F.

Flexible Resin Price: \$27.50 L.F.



8" CROWN MOLDING

Single Pattern • 4 Designs



408 Series

8" Width

Thickness: 1"

Pattern Repeats:

MLD-408A: 5-1/4"

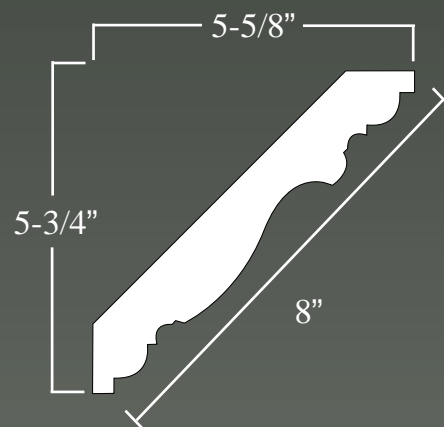
MLD-408B: 6-1/2"

MLD-408C: 7-1/4"

MLD-408E: 11"

Price: \$23.95 L.F.

Flexible Resin Price: \$32.50 L.F.

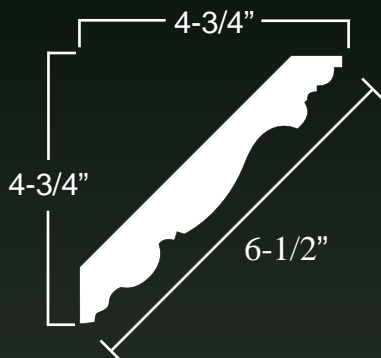


430-A Series

6-1/2" Width

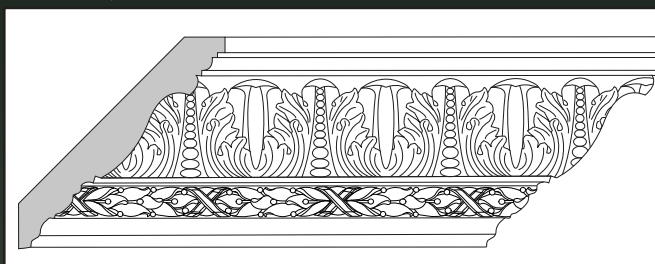
CROWN MOLDING

Top Repeat: 3-3/4"
 Thickness: 1"
 Price: \$15.50 LF
 Flexible Resin Price: \$27.50 LF



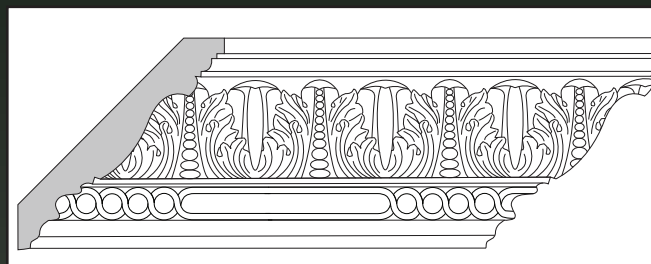
MLD-430A-1

Bottom Repeat: 1-3/4"



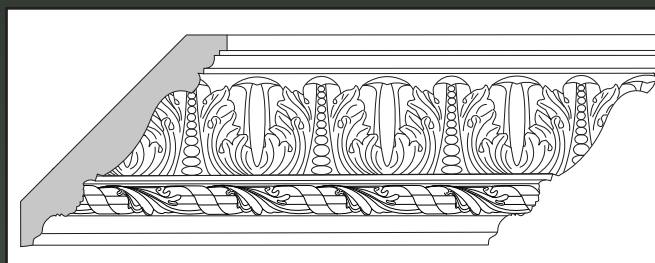
MLD-430A-2

Bottom Repeat: 7-1/2"




MLD-430A-3

Bottom Repeat: 11-1/4"



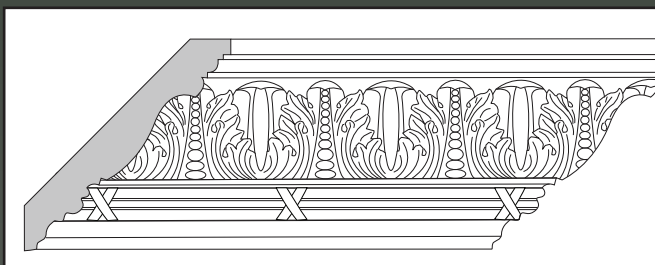
MLD-430A-4

Bottom Repeat: 4-1/2"



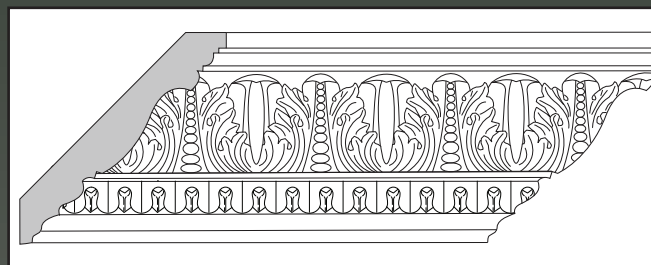
MLD-430A-5

Bottom Repeat: 1-1/4"



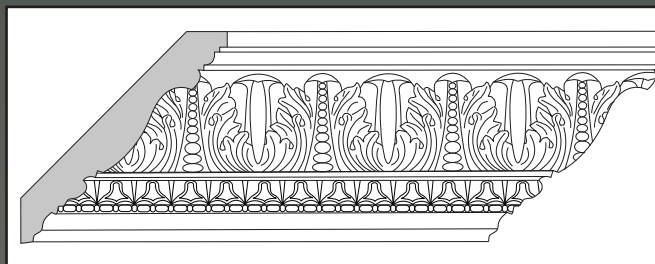
MLD-430A-6

Bottom Repeat: 7"



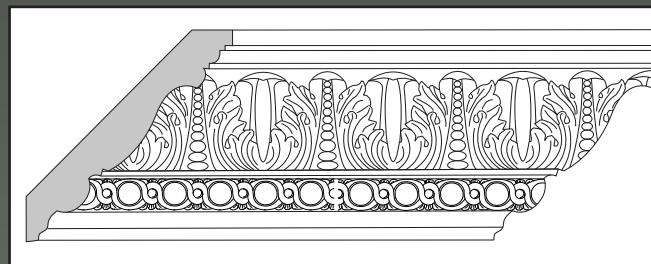
MLD-430A-7

Bottom Repeat: 1-1/4"



MLD-430A-8

Bottom Repeat: 1-1/4"



MLD-430A-9

Bottom Repeat: 1-1/2"

MOLDINGS

430-B Series

6-1/2" Width

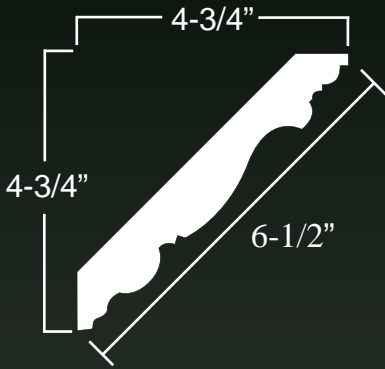
CROWN MOLDING

Top Repeat: 4-7/8"

Thickness: 1-1/4"


Price: \$15.50 LF

Flexible Resin Price: \$27.50 LF



MLD-430B-1

Bottom Repeat: 1-3/4"



MLD-430B-2

Bottom Repeat: 7-1/2"




MLD-430B-3

Bottom Repeat: 11-1/4"



MLD-430B-4

Bottom Repeat: 4-1/2"




MLD-430B-5

Bottom Repeat: 1-1/4"



MLD-430B-6

Bottom Repeat: 7"




MLD-430B-7

Bottom Repeat: 1-1/4"



MLD-430B-8

Bottom Repeat: 1-1/4"



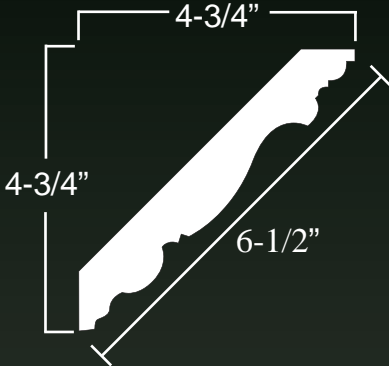
MLD-430B-9

Bottom Repeat: 1-1/2"

430-C Series
6-1/2" Width

CROWN MOLDING

Top Repeat: 6-3/8"
Thickness: 1"
Price: \$15.50 LF
Flexible Resin Price: \$27.50 LF




MLD-430C-1

Bottom Repeat: 1-3/4"



MLD-430C-2

Bottom Repeat: 7-1/2"




MLD-430C-3

Bottom Repeat: 11-1/4"




MLD-430C-4

Bottom Repeat: 4-1/2"




MLD-430C-5

Bottom Repeat: 1-1/4"




MLD-430C-6

Bottom Repeat: 7"




MLD-430C-7

Bottom Repeat: 1-1/4"



MLD-430C-8

Bottom Repeat: 1-1/4"



MLD-430C-9

Bottom Repeat: 1-1/2"

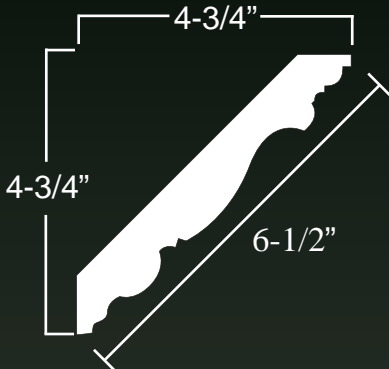
MOLDINGS

430-D Series

6-1/2" Width

CROWN MOLDING

Top Repeat: 19"
 T hickness: 1-1/4"
 Price: \$15.50 LF Flexible
 Resin Price: \$27.50 LF




MLD-430D-1

Bottom Repeat: 1-1/2"




MLD-430D-2

Bottom Repeat: 7-1/2"




MLD-430D-3

Bottom Repeat: 11-1/4"




MLD-430D-4

Bottom Repeat: 4-1/2"




MLD-430D-5

Bottom Repeat: 1-1/4"




MLD-430D-6

Bottom Repeat: 7"




MLD-430D-7

Bottom Repeat: 1-1/4"



MLD-430D-8

Bottom Repeat: 1-1/4"



MLD-430D-9

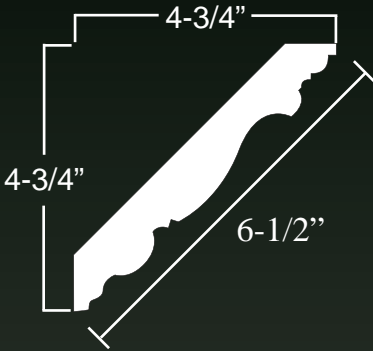
Bottom Repeat: 1-1/2"

430-E Series

6-1/2" Width


CROWN MOLDING

Top Repeat: 11"
 Thickness: 1"
 Price: \$15.50 LF
 Flexible Resin Price: \$27.50 LF




MLD-430E-1

Bottom Repeat: 1-3/4"



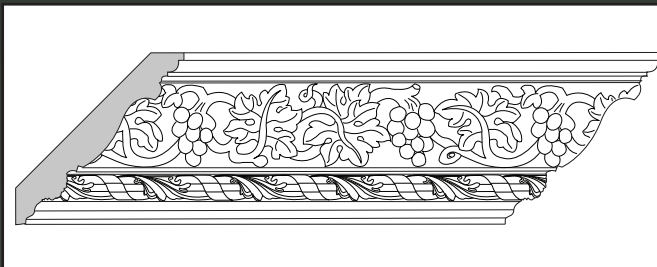
MLD-430E-2

Bottom Repeat: 7-1/2"




MLD-430E-3

Bottom Repeat: 11-1/4"




MLD-430E-4

Bottom Repeat: 4-1/2"




MLD-430E-5

Bottom Repeat: 1-1/4"




MLD-430E-6

Bottom Repeat: 7"




MLD-430E-7

Bottom Repeat: 1-1/4"



MLD-430E-8

Bottom Repeat: 1-1/4"



MLD-430E-9

Bottom Repeat: 1-1/2"

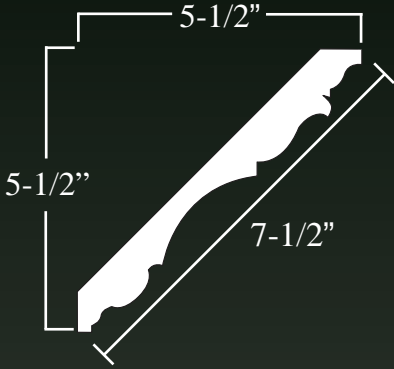
MOLDINGS

440-A Series

7-1/2" Width


CROWN MOLDING

Top Repeat: 2-3/4"
 Thickness: 1-1/4"
 Price: \$16.75 LF
 Flexible Resin Price: \$32.50 LF




MLD-440A-1

Bottom Repeat: 1-3/4"



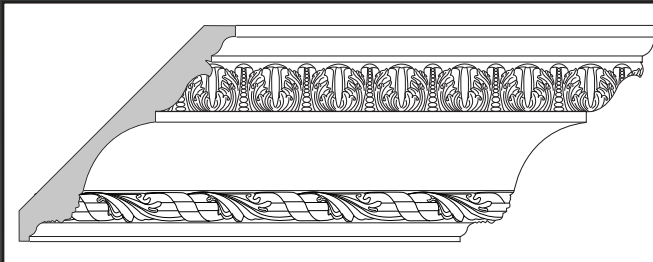
MLD-440A-2

Bottom Repeat: 7-1/2"




MLD-440A-3

Bottom Repeat: 11-1/4"



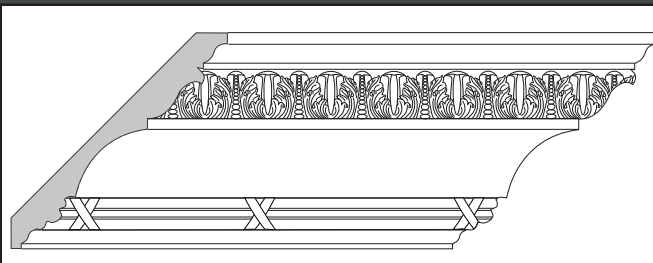
MLD-440A-4

Bottom Repeat: 4-1/2"



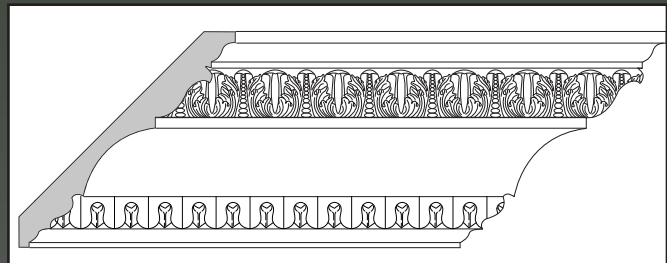
MLD-440A-5

Bottom Repeat: 1-1/4"



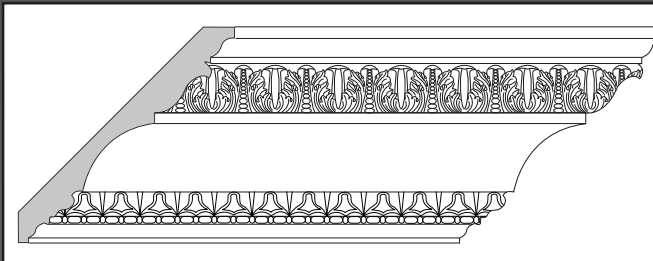
MLD-440A-6

Bottom Repeat: 7"



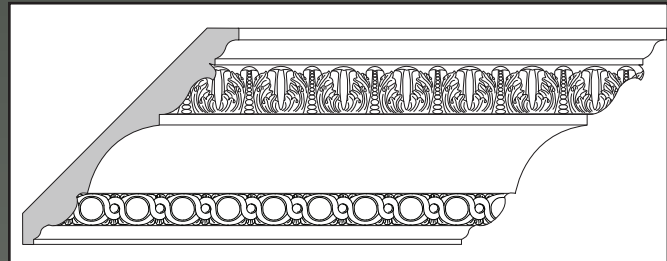
MLD-440A-7

Bottom Repeat: 1-1/4"



MLD-440A-8

Bottom Repeat: 1-1/4"



MLD-440A-9

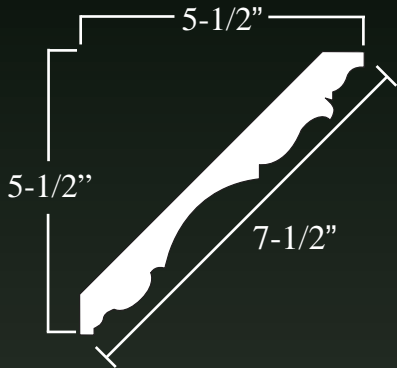
Bottom Repeat: 1-1/2"

440-B Series

7-1/2" Width


CROWN MOLDING

Top Repeat: 3"
 Thickness: 1-1/4"
 Price: \$16.75 LF
 Flexible Resin Price: \$32.50 LF



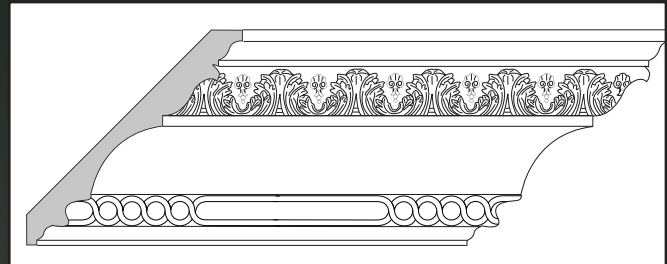
MLD-440B-1

Bottom Repeat: 1-3/4"



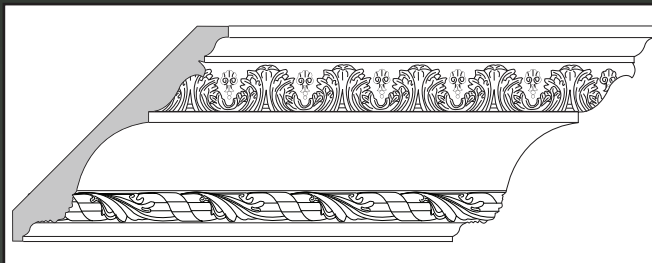
MLD-440B-2

Bottom Repeat: 7-1/2"




MLD-440B-3

Bottom Repeat: 11-1/4"



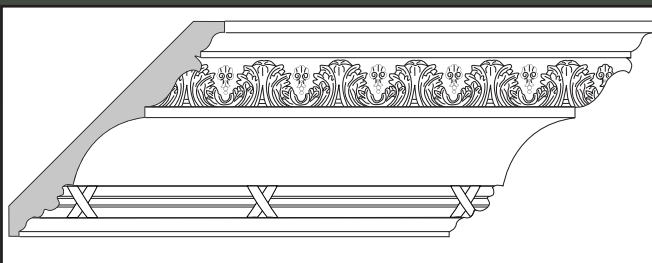
MLD-440B-4

Bottom Repeat: 4-1/2"



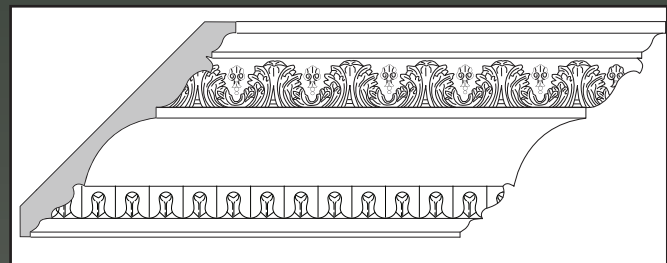
MLD-440B-5

Bottom Repeat: 1-1/4"



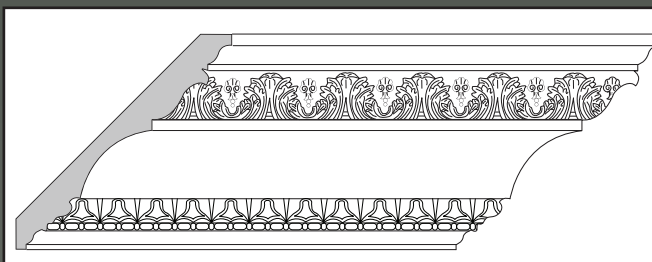
MLD-440B-6

Bottom Repeat: 7"



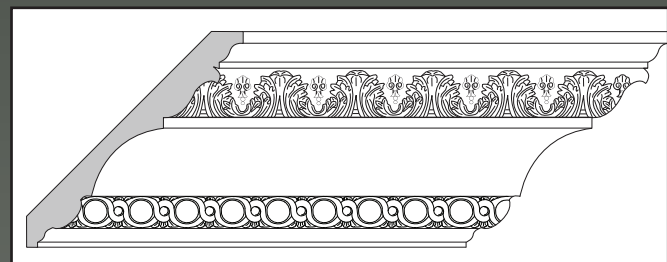
MLD-440B-7

Bottom Repeat: 1-1/4"



MLD-440B-8

Bottom Repeat: 1-1/4"



MLD-440B-9

Bottom Repeat: 1-1/2"

MOLDINGS

440-C Series

7-1/2" Width

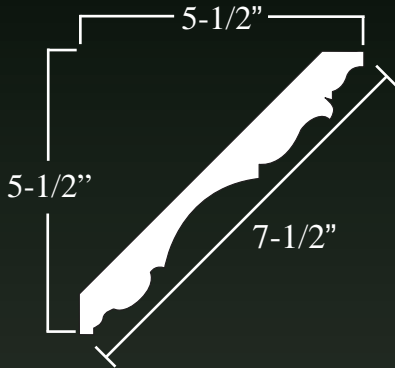
CROWN MOLDING

Top Repeat: 3-3/4"

Thickness: 1-1/4"

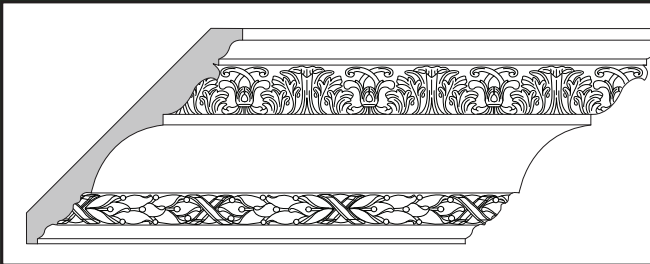
Price: \$16.75 LF

Flexible Resin Price: \$32.50 LF




MLD-440C-1

Bottom Repeat: 1-3/4"



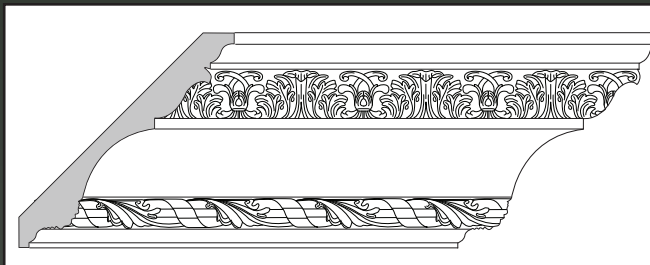
MLD-440C-2

Bottom Repeat: 7-1/2"




MLD-440C-3

Bottom Repeat: 11-1/4"



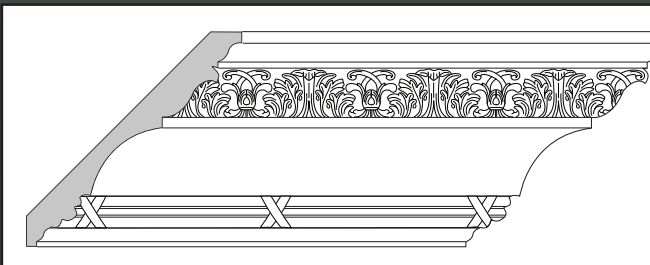
MLD-440C-4

Bottom Repeat: 4-1/2"



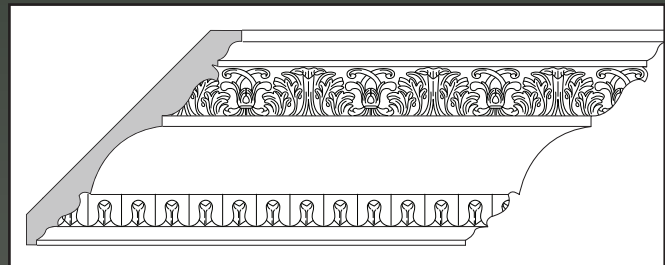
MLD-440C-5

Bottom Repeat: 1-1/4"



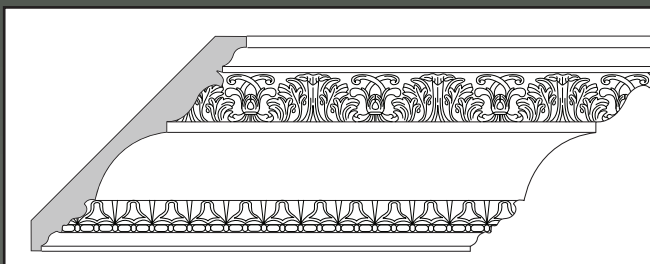
MLD-440C-6

Bottom Repeat: 7"



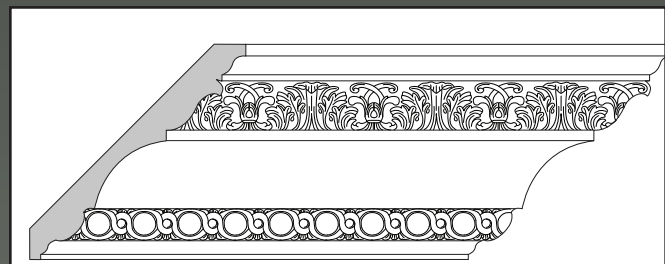
MLD-440C-7

Bottom Repeat: 1-1/4"



MLD-440C-8

Bottom Repeat: 1-1/4"



MLD-440C-9

Bottom Repeat: 1-1/2"

440-D Series

7-1/2" Width

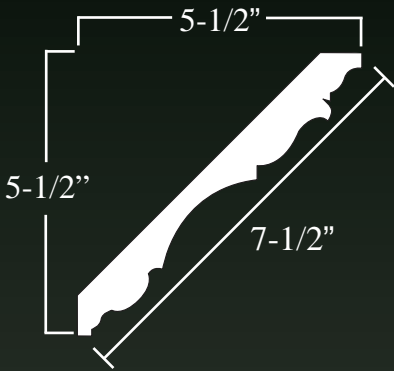
CROWN MOULDING

Top Repeat: 10-1/2"

Thickness: 1-1/4"


Price: \$16.75 LF

Flexible Resin Price: \$32.50 LF




MLD-440D-9

Bottom Repeat: 1-1/2"



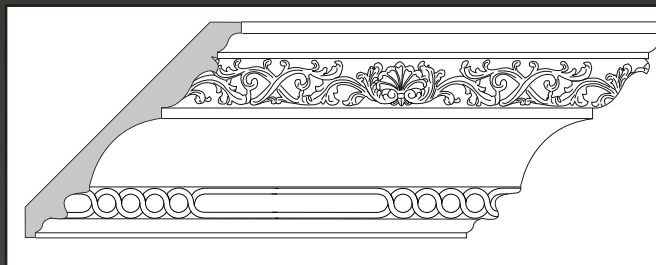
MLD-440D-1

Bottom Repeat: 1-3/4"



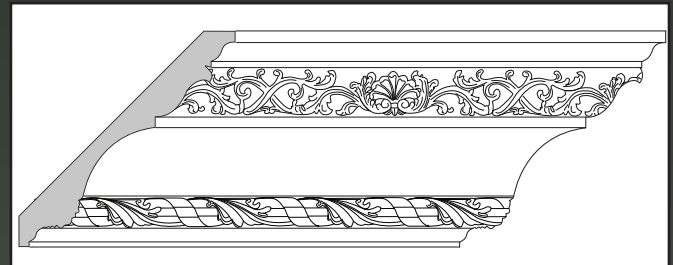
MLD-440D-2

Bottom Repeat: 7-1/2"




MLD-440D-3

Bottom Repeat: 11-1/4"



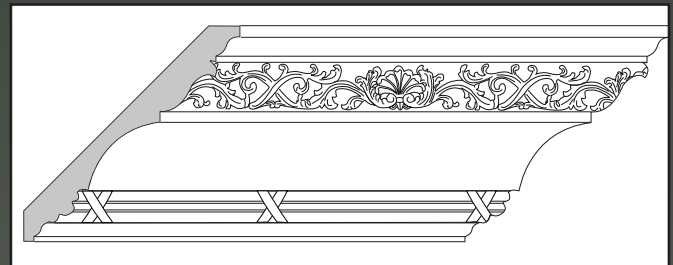
MLD-440D-4

Bottom Repeat: 4-1/2"



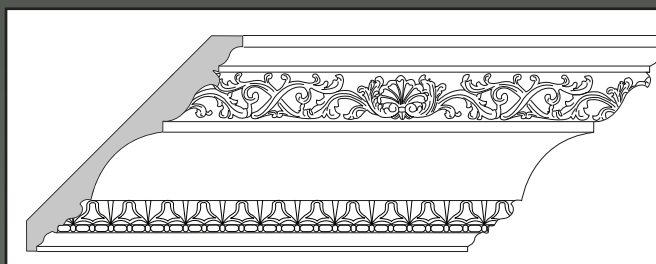
MLD-440D-5

Bottom Repeat: 1-1/4"




MLD-440D-6

Bottom Repeat: 7"



MLD-440D-7

Bottom Repeat: 1-1/4"



MLD-440D-8

Bottom Repeat: 1-1/4"

MOLDINGS

440-E Series

7-1/2" Width

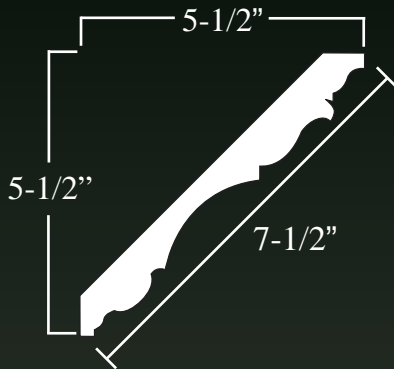
CROWN MOLDING

Top Repeat: 8"

Thickness: 1-1/4"


Price: \$16.75 LF

Flexible Resin Price: \$32.50 LF




MLD-440E-1

Bottom Repeat: 1-3/4"




MLD-440E-2

Bottom Repeat: 7-1/2"




MLD-440E-3

Bottom Repeat: 11-1/4"



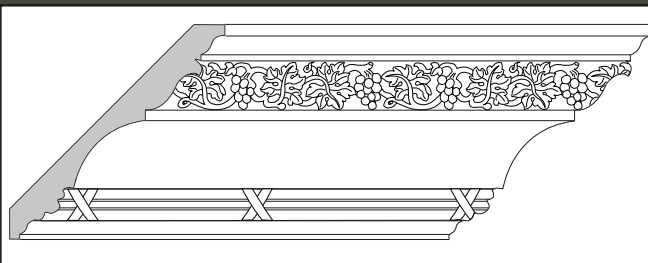
MLD-440E-4

Bottom Repeat: 4-1/2"



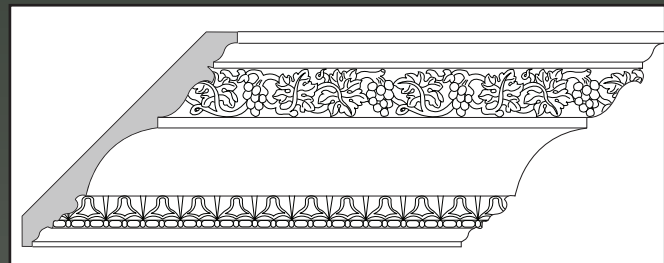
MLD-440E-5

Bottom Repeat: 1-1/4"



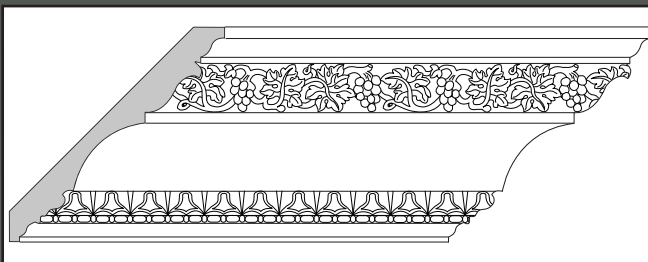
MLD-440E-6

Bottom Repeat: 7"



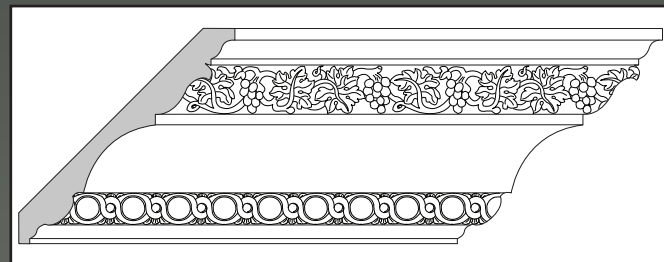
MLD-440E-7

Bottom Repeat: 1-1/4"



MLD-440E-8

Bottom Repeat: 1-1/4"



MLD-440E-9

Bottom Repeat: 1-1/2"

480-A Series

10" Width

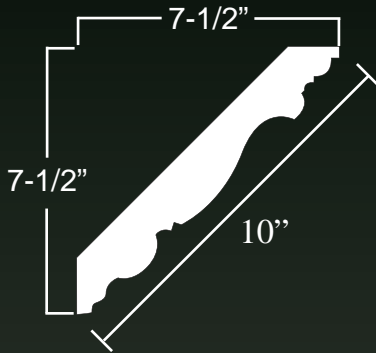
CROWN MOLDING

Top Repeat: 5-1/4"

Thickness: 1-1/2"


Price: \$34.75 LF

Flexible Resin Price: \$51.50 LF



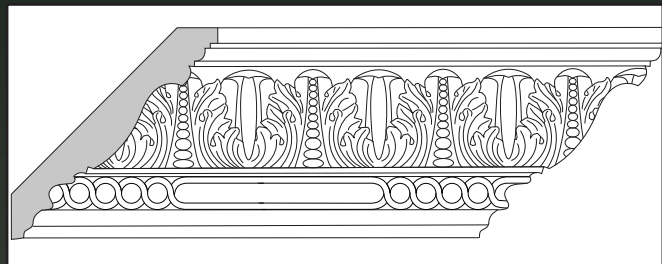
MLD-480A-1

Bottom Repeat: 2-1/2"



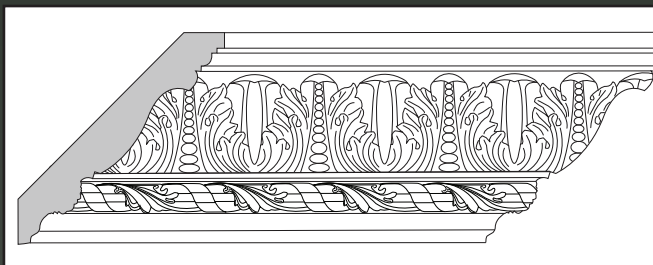
MLD -480A-2

Bottom Repeat: 11-1/2"




MLD-480A-3

Bottom Repeat: 16-1/2"



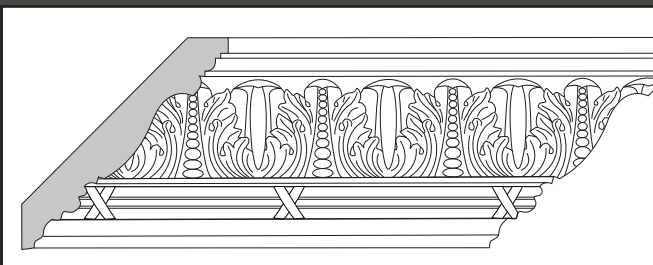
MLD-480A-4

Bottom Repeat: 5-1/4"



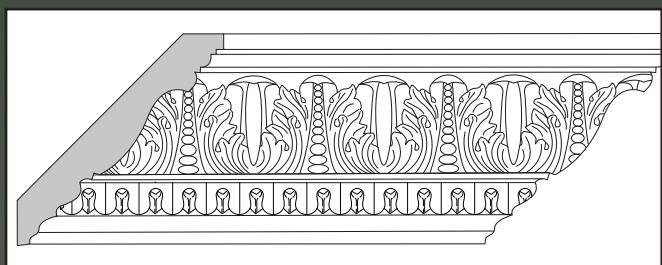
MLD-480A-5

Bottom Repeat: 2"



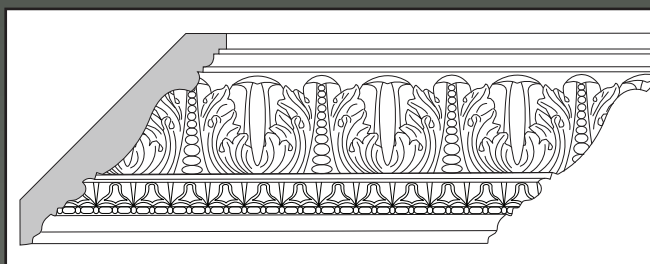
MLD-480A-6

Bottom Repeat: 12"



MLD-480A-7

Bottom Repeat: 2"



MLD-480A-8

Bottom Repeat: 2-1/4"

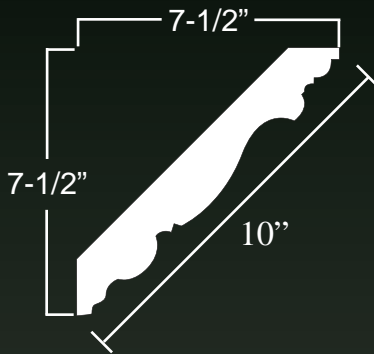
MOLDINGS

480-B Series

10" Width


CROWN MOLDING

Top Repeat: 6-1/2"
Thickness: 1-1/2"
Price: \$34.75 LF
Flexible Resin Price: \$51.50 LF




MLD-480B-1

Bottom Repeat: 2-1/2"




MLD -480B-2

Bottom Repeat: 11-1/2"




MLD-480B-3

Bottom Repeat: 16-1/4"




MLD-480B-4

Bottom Repeat: 5-1/4"




MLD-480B-5

Bottom Repeat: 2"



MLD-480B-6

Bottom Repeat: 12"



MLD-480B-7

Bottom Repeat: 2"



MLD-480B-8

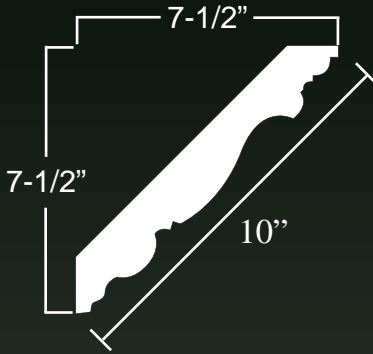
Bottom Repeat: 2-1/4"

480-C Series

10" Width

CROWN MOLDING

Top Repeat: 7-1/4"
 Thickness: 1-1/2"
 Price: \$34.75 LF
 Flexible Resin Price: \$51.50 LF




MLD-480C-1

Bottom Repeat: 2-1/2"




MLD -480C-2

Bottom Repeat: 11-1/2"




MLD-480C-3

Bottom Repeat: 16-1/4"




MLD-480C-4

Bottom Repeat: 5-1/4"




MLD-480C-5

Bottom Repeat: 2"




MLD-480C-6

Bottom Repeat: 12"



MLD-480C-7

Bottom Repeat: 2"



MLD-480C-8

Bottom Repeat: 2-1/4"

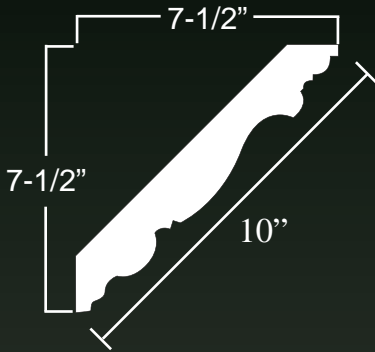
MOLDINGS

480-E Series

10" Width


CROWN MOLDING

Top Repeat: 11"
Thickness: 1-1/2"
Price: \$34.75 LF
Flexible Resin Price: \$51.50 LF




MLD-480E-1

Bottom Repeat: 2-1/2"



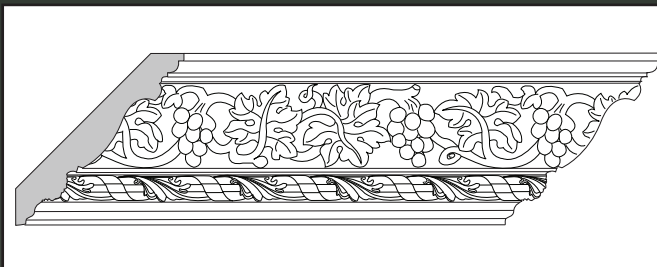
MLD-480E-2

Bottom Repeat: 11-1/2"



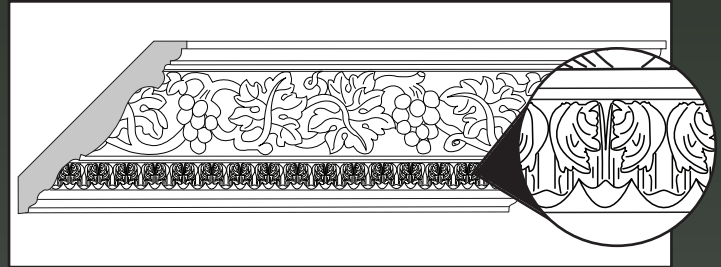
MLD-480E-3

Bottom Repeat: 16-1/2"




MLD-480E-4

Bottom Repeat: 5-1/4"




MLD-480E-5

Bottom Repeat: 2"




MLD-480E-6

Bottom Repeat: 12"



MLD-480E-7

Bottom Repeat: 2"



MLD-480E-8

Bottom Repeat: 2-1/4"



The Superflex Molding in **photo A** was installed on edge. Gentle curves can be accomplished with regular resin. More aggressive curves may require superflex.



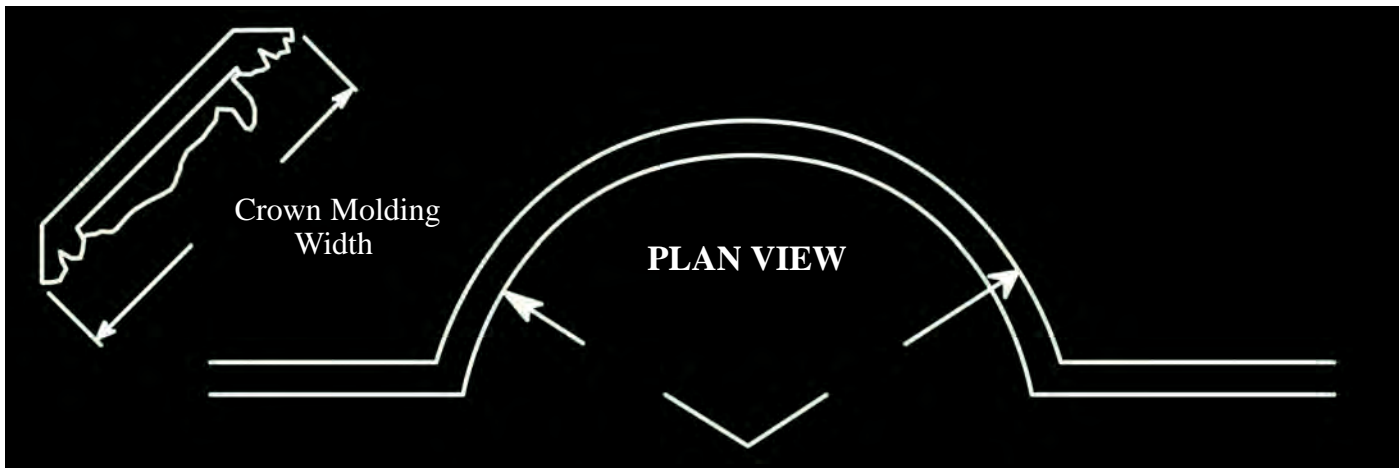
MOLDINGS

The Flex Molding in **photo B** was cast around a predetermined radius with the profile facing front. (On Arch Radius)

* Some Radius Moldings require a customer supplied template.

* For very tight radius, "Superflex" molding should be requested allowing 2 weeks for delivery

Flex Crown Molding Curved Chart



FLEX CROWN PART NUMBER	FLEX CROWN MOLDING WIDTH	MINIMUM CURVE RADIUS
MLD-404 SERIES	4"	48"
MLD-406 SERIES	6"	48"
MLD-408 SERIES	8"	60"
MLD-430 SERIES	6-1/2"	72"
MLD-440 SERIES	7-1/2"	92"
MLD-480 SERIES	10"	60"
MLD-156A	3-1/2"	68"
MLD-156B	6"	82"
MLD-156C	8-1/2"	96"

Flex crown moldings have a limit on flexibility determined by the molding width. We have listed the tightest recommended radius for each width of crown molding. We do not recommend flexing any of the crown moldings beyond its minimum radius listing or splitting and stress cracks can occur.

The minimum radiuses for flex crown moldings are determined by width, thickness and angle of back cut (typically 45 degrees) of the molding. The formula for determining the minimum radius for crown molding is 3.2-4.0 molding width. This formula is intended as a guideline only. There are many variables that must be taken into consideration when doing radius crown. Typically the larger crowns (10" & 12") have less room for error. We intentionally design our moldings on the thick side so that they have less tendency to dent where they are attached to a ceiling and wall, producing a smoother radius with less dimpling.

We do not recommend flexing any of the crown moldings beyond its minimum radius limits, other-wise splitting and stress cracks could occur. If a customer chooses to exceed the limits of these recommended radius, Architectural Bling will not accept responsibility for any and all problems that may occur.

When ordering flex crown molding, you must specify if it is for an inside curve wall, or an outside curve wall.

Flex Molding and Ornament

General Product Information

*All Ornamentation is Flexible, Stainable and Paintable

- 1) The following procedures will aid in installation of Architectural Bling products. When handling the flex molding it is recommended you support the product with both hands to avoid any stress fractures or possible breakage. Any extreme bending may result in an unwanted stress fracture.
- 2) All Architectural Bling products can be stained or painted with equal ease. Our hardwood maple hybrid moldings can be stained using our new line of Stain, Glaze and Top Coat Finishing Systems, call for information.
- 3) Moldings and ornamentation are produced with a highly textured woodgrain surface. All of our ornamentation can be sanded. (Please note: all woodgrain texture is only on the surface, excessive sanding will eliminate the wood grain texture.)
- 4) Proper cleaning with acetone or lacquer thinner should be done before any staining or painting is performed. If this basic cleaning step is overlooked, lifting and peeling of your finish could occur. Any type of paint can be used, oil or water base.
- 5) All building materials expand and contract, including resin. When working with resin, cut and fit joints tight-ly. Make sure all joints are caulked prior to finishing. Caulking is a flexible filler that is used to hide shrinkage issues due to changing temperature and moisture conditions.
- 6) Any wood-glue, construction adhesive, or super glue (Gel Form), along with nailing is an excellent way to apply material. Tape or clamps can also be used to hold material in place until adhesive cures. **DO NOT OVER NAIL!** Call Architectural Bling for information on our new line of adhesives specifically formulated for resin products.
- 7) When using pneumatic pin nailers to apply material, use the smallest diameter nail possible. When nailing delicate ornamentation we recommend using 23 gauge pneumatic pin nail guns such as the Senco SHP-10 or the Grex PG35.
- 8) Do not over nail! Nailing should be spaced a minimum of 10" apart and 3/8" from any edge.
- 9) Pre-drilling is recommended if wood-screws are to be used. **DO NOT USE STAPLE GUNS.**
- 10) Do not over stress material.
- 11) All Architectural Bling ornamentation can be cut, sanded or shaped using standard woodworking tools.
- 12) Material should be kept above 60° F. If material is stored below 60° F, then the flexing or nailing the material could break it.
- 13) Lay Flex Mouldings or ornament flat in the sun or under a heating blanket on the job-site. The warmer the material, the more flexible it becomes, thus any splitting will be eliminated.
 - All sizes of parts in catalog are approximate, for modular parts view section of columns. Example: If you are building columns to go with either of our bases or plinth blocks, it is mandatory that you buy samples of these parts **BEFORE** you make any of the columns. All resin ornamentation will vary slightly in size due to the nature of the curing process of resin. Please note that all matching corner elements fit very closely, but are not exact. Please make sure all parts work before placing your order.

CROWN MOLDINGS

BASIC INSTALLATION TIPS

*All Ornamentation is Flexible, Stainable and Paintable

- 1) Check thickness of resin flex crown molding to wood crown molding. It may be necessary to shim or plane either product to have material properly line-up.
- 2) Screws work better than large nails. Pre-drill all screw holes first to prevent cracking. Install screws where they cannot be seen or are easily covered.
- 3) Cut and match outside crown corners first, let the inside corners end where they may.
- 4) Do not over-nail or over-stress material.
- 5) Use construction adhesive along with pre-drilling and screws. Pneumatic nails are recommended for installation of flex-resin crown. If pneumatic nail guns are used, only use pin nailers using the smallest diameter nail as possible. (23 gauge micro- pinners). Nails should only be used to hold material until adhesive cures.
- 6) Architectural Bling's Crown Moldings are specifically designed with deep carving and ornate detail. It is very difficult to match all patterns in every case. Don't worry on inside intersections. Pattern match can be improved by trimming the pattern with a utility knife. This technique is used extensively with great success.
- 7) All flex molding should be kept as warm as possible. The warmer the material the more flexible it becomes, which aids in preventing any splitting from nails and screws that may occur.

Tip: Prior to installation place molding in the sun or under an electric heating blanket to keep it warm. Heat guns are often used to spot heat specific areas to be nailed, or to provide additional flexibility.

Exterior Installation

- 1) Never use hybrids that contain hardwood (Castle Collection). When these patterns are desired, always order them in resin or superflex.
- 2) Wood moldings from Architectural Bling (or any other manufacturer) need to be completely sealed on all sides with an exterior rated coating (in accordance with manufacturers specifications) prior to installation in exterior applications.
- 3) Resin is impervious to moisture, as well as extreme temperatures, making it a superior product for exterior applications, however the sun's ultraviolet rays will cause cracking if it is not protected by an opaque coating. Any exterior rated paint (or base-coat) will provide sufficient protection.
- 4) Always use exterior rated glue and galvanized fasteners.
- 5) Proper caulking and maintenance will greatly increase the life span of the product.

All Ornamentation is Flexible, Stainable & Paintable



MOLDINGS

MOLDINGS

All Ornamentation is Flexible, Stainable & Paintable

